


Embrayages

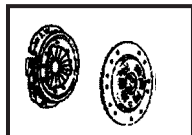
Clutches



SASIC



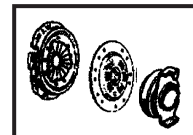
Edition 2010



Kit 2 pieces

Mécanisme et friction
*Pressure plate assy and
clutch disc*


EMBRAYAGES *CLUTCHES*



Kit 3 pieces

Mécanisme, friction et butée
*Pressure plate assy, clutch disc
and bearing*

Table des matières <i>Contents</i>		p. B - C
Nouveaux kits <i>New kits</i>		p. D

	Applications	p. 1 - 96
	Sasic → OE	p. 97-105
	OE → Sasic	p. 106-113

Conseils de montage <i>Technical notes</i>		p. 114-115
Traductions, abréviations et symboles <i>Translations, abbreviations and symbols</i>		p. 116
Conditions générales de vente à l'international <i>General terms of sales</i>		p. 117

22 NOUVELLES RÉFÉRENCES / NEW REFERENCES

LES NOUVEAUTÉS COMMENCENT PAR LES 3 CHIFFRES → **510xxxx**

MODELE	PAGE	MODELE	PAGE
ALFA ROMEO			
33	1	Ulysse	20
145	1	Uno	21
146	1	X1/9	21
155	1	Ducato 81-94	21
164	1	Ducato 94-03/02	22
Alfa Sud	1	Ducato 03/02-06/06	23
GTV	1	Fiorino	23
Spider	1	Marengo	23
Sprint	1	Scudo	23
		Strada	23
		Talento	23
AUDI		FORD	
50	2	Anciens modèles	24
80	2	Capri I II III S	24
90	2	Consul	24
100	2	Escort	24
A3	2	Fiesta I/II	25
A4	3	Fiesta III	26
A6	3	Fiesta IV/V	26
Coupé	3	Granada	26
BMW		Mondeo	27
Série 3 E30	3	Orion	27
Série 3 E36	3	Scorpio	27
Série 5 E28	4	Sierra	27
Série 5 E34	4	Taunus	28
Série 5 E39	5	Courier	28
Série 7 E32	5	P100	28
Z3	5	Transit	28
CITROEN		INNOCENTI	
2CV	6	A112	29
Acadiane	6	Elba	29
Ami 6	6	JEEP	
Ami 8	6	Jeep CJ7	29
AX	6	Cherokee	29
Berlingo	7	LANCIA	
BX	7	Dedra	30
CX	9	Delta	30
C2	9	Phedra	30
C3	9	Prisma	30
C3 Pluriel	9	Thema	30
C4	9	Y (Epsilon)	31
C5	9	Y10	31
C8	10	Zeta	31
Dispatch	10	MERCEDES	
Dyane	10	Classe C (202)	32
Evasion	10	Classe G	32
LN LNA	11	Série 123	32
Mehari	11	Série 124	33
Relay	11	190 (W201)	35
Saxo	11	MB100	35
Synergie	12	NISSAN	
Visa	12	Micra	36
Xantia	12	Interstar	36
XM	13	OPEL	
Xsara	13	Ascona C	37
Xsara Picasso	14	Astra F	37
ZX	14	Astra G	39
C15	15	Calibra	39
C25	15	Corsa A	39
Jumper	15	Corsa B	40
Jumpy	16	Kadett D	40
DACIA		Kadett E	40
1300	17	Manta B	42
1310	17	Tigra	42
Duster	17	Vectra A	42
Shifter	17	Vectra B	43
FIAT		Zafira	43
127 128	18	Arena	43
Brava Bravo	18	Combo	43
Cinquecento	18	Movano	43
Croma	18	Vivaro	43
Marea	18		
Panda	18		
Punto	19		
Regata	19		
Ritmo	19		
Seicento	20		
Tempra	20		
Tipo	20		

Les dessins, photos, références constructeurs (origine) ne servent qu' à identifier les pièces et sont donnés à titre indicatif.

Drawings, pictures, references from car makers or OE suppliers, are given for identification of the parts and have only a guidance value.

Los dibujos, las fotos y las referencias de origen solamente sirven a la identificación de los repuestos en concepto de indicación.

MODELE	PAGE	MODELE	PAGE
PEUGEOT			
1007	44	Master	77
104	44	Master II	77
106	44	Rapid	78
205	45	Trafic	78
206 206 CC	46	Trafic II	79
207	46	ROVER	
305	46	100	80
306	47	200	80
307 307 CC	49	400	80
309	49	Maestro	80
405	50	Metro	80
406	51	Montego	80
407	52	SEAT	
504	52	127	81
505	53	Altea	81
604	53	Arosa	81
605	53	Cordoba	81
607	54	Fura	81
806	54	Ibiza I	81
807	54	Ibiza II III	82
Boxer	55	Ibiza V	82
Boxer II	56	Leon	82
Expert	56	Malaga	82
J5	56	Marbella	82
J7	57	Ronda	83
J9	57	Toledo	83
Partner	57	Inca	83
Ranch	58	Terra	83
RENAULT		Trans 900	83
R4	59	SKODA	
R5	59	Octavia	84
Super 5	60	Superb	84
R6	60	TALBOT	
R7	60	1510	84
R8	60	Horizon	84
R9	60	Samba	84
R11	61	Solara	84
R12	61	Tagora	84
R14	61	TOYOTA	
R15	61	Corolla	84
R18	61	VOLKSWAGEN	
R19	62	Corrado	85
R19 Chamade	63	Derby	85
R19 Cabriolet	63	Eos	85
R20	63	Golf I	85
R21	63	Golf I Cabriolet	86
R21 Nevada	65	Golf II	86
R25	65	Golf III / Cabriolet	87
R30	66	Golf V	88
Alpine	66	Jetta	88
Avantime	66	Passat III/IV	89
Clio I	66	Passat V	90
Clio II	67	Passat VI	90
Espace J11/S11	68	Polo	90
Espace J63/S63	68	Scirocco	91
Espace JEO	69	Touran	92
Espace JKO	69	Vento	92
Fuego	69	Caddy	92
Kangoo -02/03	69	Transporter TYP 2 TYP 4 TYP 5	93
Kangoo FL 03/03-	70	VOLVO	
Laguna	70	240	94
Laguna Nevada	71	340/360	94
Laguna II	71	440/460	94
Laguna II Estate	71	480	94
Logan	71	740	95
Megane	71	760	95
Megane Break	72	940 960	95
Megane Cabriolet	73	YUGO ZASTAVA	
Megane Classic	73	45 55 65	96
Megane Coupé	74	101	96
Rodeo	74	313 413 513	96
Safrane	74	Florida	96
Sandero	74	Sana	96
Scenic	75	Tempo	96
Spider	75		
Thalia	75		
Twingo	76		
Express	76		
Extra	76		

Les dessins, photos, références constructeurs (origine) ne servent qu' à identifier les pièces et sont donnés à titre indicatif.





Drawings, pictures, references from car makers or OE suppliers, are given for identification of the parts and have only a guidance value.

Los dibujos, las fotos y las referencias de origen solamente sirven a la identificación de los repuestos en concepto de indicación.













Catalogue Embrayages 2010 / 2010 Clutches Catalog

22 Nouveaux kits / 22 new kits













	MARQUE Make			MARQUE Make	
5100005	PEUGEOT	Partner	Disponibles à partir de mars 2010 <i>Available from March 2010</i>		
5100006	CITROEN PEUGEOT	Jumpy Expert	5106002	OPEL	Astra G Vectra B Zafira
5100007	CITROEN PEUGEOT	C2 C3 C3 Pluriel 1007 206	5106003	VOLKSWAGEN	Transporter TYP 5
5100008	PEUGEOT	Expert	5106005	AUDI SEAT SKODA VOLKSWAGEN	A3 Altea Leon Toledo Octavia Superb Caddy Eos Golf V Jetta Passat VI Touran
5100009	PEUGEOT	406 407 607 807	5106007	SEAT VOLKSWAGEN	Cordoba Ibiza V Polo
5100011	CITROEN PEUGEOT	C3 C4 C5 Xsara Picasso 206 207 307 407			
5100012	PEUGEOT	406 607 807			
5104005	OPEL RENAULT	Movano Vivaro Master II Trafic II			
5104006	NISSAN OPEL RENAULT	Interstar Movano Master II			
5104007	RENAULT	Avantime Espace JKO Laguna II Laguna II Estate			
5104009	RENAULT	Clio I			
5104010	RENAULT	Clio II Megane Megane Break Megane Cabriolet Megane Classic Scenic Thalia			
5104017	RENAULT	Laguna Laguna Nevada			
5104018	RENAULT	Master			
5106001	FORD	Courier Escort Fiesta III Fiesta IV/V Orion			
SCL0542	CITROEN PEUGEOT	C5 Xantia XM 406 605 607			
SCL6454	MERCEDES	MB100			
SCL6864	FORD	Escort Fiesta III Orion			

 **Kit 3 pieces** Mécanisme, friction et butée
Pressure plate assy, clutch disc and bearing










 **Kit 2 pieces** Mécanisme et friction
Pressure plate assy and clutch disc

	CC				 Kit 3P					
ALFA ROMEO										
33										
1.3 / SW	1351	AR30732	C516	08/89-09/94	SCL6436	200	24	200	23.9	
1.4ie / SW	1351	AR30753 /55	5M	08/89-09/94	SCL6436	200	24	200	23.9	
1.5 / 4WD	1490	AR30520	C516	09/83-07/86	SCL6436	200	24	200	23.9	
1.5	1490	AR30734	C516	08/89-09/94	SCL6436	200	24	200	23.9	
1.5 AS 1.5i	1490	AR30146/182/526	C516	09/86-01/90	SCL6436	200	24	200	23.9	
1.5 AS 1.5i 4WD	1490	AR30526	C516	09/85-07/89	SCL6436	200	24	200	23.9	
1.5 AS 4WD / SW	1490	AS30508	C516	07/88-07/89	SCL6436	200	24	200	23.9	
1.5 DC / 4WD	1490	AR30504	C516	09/83-07/86	SCL6436	200	24	200	23.9	
1.5 DC / 4WD	1490	AR30514	C516	08/83-07/86	SCL6436	200	24	200	23.9	
1.5ie	1490	AR30750 /751	C516	08/89-09/94	SCL6436	200	24	200	23.9	
1.7i 16v. / SW	1712	AR60746	C518	08/89-09/94	SCL6436	200	24	200	23.9	
1.7ie / SW	1712	AR30550	C518	09/86-07/89	SCL6436	200	24	200	23.9	
1.7ie / 4WD /SW / SW 4WD	1712	AR30736/737	C518	08/89-09/94	SCL6436	200	24	200	23.9	
1.7ie SW/ SW 4WD	1712	AS30558	C518	07/88-07/89	SCL6436	200	24	200	23.9	
145										
1.9 TD	930A	1929	AR33601/67501	C510	09/94-	SCL6401	215	20	215	28.7
146										
1.9 TD	930A4/A	1929	AR33601/67501	C510	12/94-	SCL6401	215	20	215	28.7
155										
1.9 TD	167A3	1929	AR33601/67501	C503	07/93-08/97	SCL6401	215	20	215	28.7
2.0i Turbo Q4		1995	AR67203	C503	11/91-03/92	SCL6440	230	20	228	28.2
164										
2.0 Turbo	164A2B	1995	AR06476	C503	07/87-09/92	SCL6396	230	20	228	28.2
2.0 V6 Turbo		1997	AR64101/102	C503	10/90-09/92	SCL6440	230	20	228	28.2
2.5 TD		2500	VM84A	C503	07/87-09/92	SCL6440	230	20	228	28.2
3.0i V6		2959	AR06410/12	C503	07/87-09/92	SCL6440	230	20	228	28.2
3.0i V6		2959	AR64301	C503	09/89-09/92	SCL6440	230	20	228	28.2
3.0i V6		2959	AR64305	C503	09/92-09/98	SCL6440	230	20	228	28.2
3.0i V6 Super		2959	AR66303	C503	07/94-09/98	SCL6440	230	20	228	28.2
Alfa Sud										
1.3	1286	AS30184			09/76-07/79	SCL6436	200	24	200	23.9
1.3	1286	AS30180 /190			09/76-79	SCL6436	200	24	200	23.9
1.35 / Super	1351	AS30160			12/78-03/80	SCL6436	200	24	200	23.9
1.35i / Ti	1351	AS30168	5M0		01/80-89	SCL6436	200	24	200	23.9
1.5	1490	AS30124/26/28/33			12/78-12/86	SCL6436	200	24	200	23.9
1.5	1490	AR AS30146 /98			01/80-12/86	SCL6436	200	24	200	23.9
GTV										
GTV 2.0i V6 Turbo	1997	AR16202	5M		03/95-06/97	SCL6440	230	20	228	28.2
Spider										
3.0i V6	2959	AR16101/199	5M		02/95-09/97	SCL6440	230	20	228	28.2
Sprint										
1.3	1286	AS30184			09/76-07/79	SCL6436	200	24	200	23.9
1.35i / Ti	1351	AS30168	5M0		01/80-12/86	SCL6436	200	24	200	23.9
1.5	1490	AS30124			06/79-03/80	SCL6436	200	24	200	23.9
1.5	1490	AS30128			12/78-89	SCL6436	200	24	200	23.9
1.5	1490	AR30146			01/80-89	SCL6436	200	24	200	23.9
1.7i 1.7ie	1712	AR30550/558			04/88-89	SCL6436	200	24	200	23.9

AUDI

	CC				 Kit 3P				
AUDI									
50									
0.8	771	HE		01/76-07/78	SCL6421*	180	24	181	23.6
1.1 GL GLS LS	1093	HB HD	GD	08/74-07/78	SCL6421*	180	24	181	23.6
1.1 GL LS	1093	HC	GD	08/74-07/77	SCL6421*	180	24	181	23.6
1.3 GLS LS	1272	HH	GS	08/77-07/78	SCL6421*	180	24	181	23.6
1.3 GLS LS	1272	HJ		01/77-07/78	SCL6421*	180	24	181	23.6
80									
1.4	1405	SE	AKM	09/86-07/88	SCL6448	210	23	210	34.7
1.6	1595	PP	4M 5M	01/86-08/86	SCL6448	210	23	210	34.7
1.6	1595	PP RNA	AKS AMR	09/86-08/91	SCL6448	210	23	210	34.7
1.6	1595	RN	AK/S AX/F	09/86-08/91	SCL6448	210	23	210	34.7
1.6i	1595	ABB	CGS	03/92-05/93	SCL6448	210	23	210	34.7
1.6i	1595	ABM	CCG CGU	01/92-06/95	SCL6448	210	23	210	34.7
1.6i / Avant	1595	ADA	CMR CMS	06/93-07/95	SCL6448	210	23	210	34.7
1.6 D	1588	JK	AKM AKS	02/87-07/89	SCL6437	210	23	210	34.7
1.6 TD	1588	RA SB	AKM AKS	04/88-08/91	SCL6437	210	23	210	34.7
1.8	1781	JN JV NE PM	AKM/KS/XC	09/86-08/91	SCL6448	210	23	210	34.7
1.8	1781	RU	AKM AKS	10/86-01/90	SCL6448	210	23	210	34.7
1.8	1781	SF	AKM AKS	09/86-01/90	SCL6448	210	23	210	34.7
1.8	1781	DZ	AKL AXA	09/86-08/91	SCL6448	210	23	210	34.7
1.9i	1857	SD	AKL	08/86-07/89	SCL6448	210	23	210	34.7
1.9 D	1896	IY	AXC	08/89-08/91	SCL6448	210	23	210	34.7
1.9 TD / Avant	1896	AAZ	CDY	07/93-07/95	SCL6448	210	23	210	34.7
2.0 / Avant 90hp 66kw	1984	ABT	CGE/DY/NW	09/91-06/95	SCL6448	210	23	210	34.7
90									
1.6 TD	1588	RA SB	AKM	04/88-01/92	SCL6437	210	23	210	34.7
1.8i	1781	DZ	AKL	08/89-12/91	SCL6448	210	23	210	34.7
1.8i Quattro	1781	DZ	AEX	01/88-09/91	SCL6448	210	23	210	34.7
100									
1.6i	1595	ABB	CGS	03/92-06/93	SCL6448	210	23	210	34.7
1.6 1.6i	1595	ADA	CMS	07/93-07/94	SCL6448	210	23	210	34.7
1.8 Ch-J-200 100	1781	DS	4X HE	01/88-12/90	SCL6448	210	23	210	34.7
1.8 / Avant Ch-J-200 100	1781	DR	3T QN	01/88-07/89	SCL6448	210	23	210	34.7
1.8 / Avant	1781	SH	AKL/PM/MS	01/88-07/89	SCL6448	210	23	210	34.7
1.8 / Avant Ch-J-200 100	1781	JW NP4X	AEV/MSPMHE	01/88-12/90	SCL6448	210	23	210	34.7
1.8i / Avant Ch-J-200 100	1781	4B PH	AEV/W/OE/UF	01/88-12/90	SCL6448	210	23	210	34.7
2.0i 100hp 74kw	1984	AAE	AXP	12/90-07/94	SCL6448	210	23	210	34.7
2.0i Avant 100hp 74kw	1984	AAE	AXP	10/91-07/94	SCL6448	210	23	210	34.7
A3									
NEW 2.0 TDi pour volant bi masse	1968	AZV BKD/MN GRF HCR/DV HVS JLY/MA	FUQ HJR HTB	05/03-	 5106005	240	23	240	
NEW 2.0 TDi Cab. pour volant bi masse	1968	CBAB		04/08-	 5106005	240	23	240	
NEW 2.0 TDi Quattro pour volant bi masse	1968	AZV BMN/KD HCR HDV/JR JLY JMA	FUQ GRF HTB HVS	05/03-	 5106005	240	23	240	



	CC				 Kit 3P				
A4 94-2000									
1.6i / Avant -ch V-400 000 -M 1700000	1595	ADPAOE CTD	DCM DCN	11/94-	SCL6448	210	23	210	34.7
1.6i / Avant -ch V-400 000 -M 060000	1595	AHL	DCM DCN	11/94-	SCL6448	210	23	210	34.7
1.9 TDi / Avant -M 0200000	1896	AFF	DJE	08/97-	SCL6449	240	23	228	34.7
1.9 TDi / Avant -ch 8DWA014190	1896	IZ / AHU	CPC DHL	11/94-	SCL6449	240	23	228	34.7
A6 94-97									
2.0i E / Avant	1984	AAE	CPA	07/95-06/96	SCL6448	210	23	210	34.7
Coupé									
1.8 E	1781	DZ	AHX	08/89-07/91	SCL6448	210	23	210	34.7
BMW									
Série 3 E30									
316i 1.6i /Cat. / Touring / Touring Cat.	1596	M40B16ME.8	240	09/88-09/93	SCL6392	215	10	215	38.7
318i 1.8i sauf clim. / Cat.	1796	M40B18/18ME	240	09/87-09/93	SCL6392	215	10	215	38.7
318i 1.8i Touring sauf clim. / Cat	1796	M40B18	240	09/88-09/93	SCL6392	215	10	215	38.7
318i 1.8i 1.8i Cabriolet	1796	M40B18	S5D 250G	12/90-09/93	SCL6392	215	10	215	38.7
318iS 1.8i 16v. sauf clim.	1796	M42B18	240	11/89-12/91	SCL6392	215	10	215	38.7
318iS 1.8i 16v. clim.	1796	M42B18	240	11/89-12/91	SCL6438	215	10	215	38.7
320i 2.0 2.0 Touring sans clim. 125hp 92kw	1990	M20B20	240	04/84-09/93	SCL6461	228	10	228	38.7
323i 2.3 sans clim.	2316	M20B23L	240 260	04/84-09/86	SCL6461	228	10	228	38.7
324D 2.4D	2443	M21D24W	240	09/85-12/91	SCL6438	215	10	215	38.7
324TD 2.4TD	2443	M21D24WA	240	09/87-09/93	SCL6393	230	10	228	38.7
324TD 2.4TD Touring	2443	M21D24WA	240	06/88-09/93	SCL6393	230	10	228	38.7
325e 2.7i clim. / Cat.	2692	M20B27M1Z7	240	03/86-08/87	SCL6393	230	10	228	38.7
Série 3 E36 ...									
316i 1.6i sans clim./ Cat.	1596	M40B16ME.8	S5D 250G	12/90-09/93	SCL6392	215	10	215	38.7
316i 1.6i / Compact	1596	M43B16	S5D 250G	09/93-04/01	SCL6392	215	10	215	38.7
316i 1.6i Touring	1596	M43B16	S5D 250G	07/96-09/99	SCL6392	215	10	215	38.7
316i 1.6i Coupé	1596	M43B16	S5D 250G	03/93-09/99	SCL6392	215	10	215	38.7
318TDS 1.7 TD clim.	1665	M41D18	S5D 200G	09/94-04/01	SCL6438	215	10	215	38.7
318TDS 1.7 TD Compact clim.	1665	M41D18	S5D 200G	07/95-04/01	SCL6438	215	10	215	38.7
318TDS 1.7 TD Touring clim.	1665	M41D18	S5D 200G	02/95-09/99	SCL6438	215	10	215	38.7
318i 1.8i	1796	M40B18	S5D 250G	12/90-09/93	SCL6392	215	10	215	38.7
318i 1.8i	1796	M43B18	S5D 250G	10/93-02/00	SCL6392	215	10	215	38.7
318i 1.8i Touring	1796	M43B18	S5D 250G	10/93-09/99	SCL6392	215	10	215	38.7
318i 1.8i Cabriolet	1796	M43B18	S5D 250G	03/94-02/00	SCL6392	215	10	215	38.7
318iS 1.8i 16v. sauf clim.	1796	M42B18	S5D 250G	01/92-02/00	SCL6392	215	10	215	38.7
318iS 1.8i 16v. clim.	1796	M42B18	S5D 250G	01/92-02/00	SCL6438	215	10	215	38.7
318Ti 1.8i 16v. Compact sauf clim.	1796	M42B18	S5D 250G	09/94-02/98	SCL6392	215	10	215	38.7
318Ti 1.8i 16v. Compact clim.	1796	M42B18	S5D 250G	09/94-02/98	SCL6438	215	10	215	38.7
318Ti 1.8i 16v. Coupé sauf clim.	1796	M42B18	S5D 250G	01/92-02/00	SCL6392	215	10	215	38.7
318Ti 1.8i 16v. Coupé clim.	1796	M42B18	S5D 250G	01/92-02/00	SCL6438	215	10	215	38.7










* Référence livrée avec centreur

Reference delivered with clutch alignment tool












Référence en Kit 2 pièces

2 parts kit reference

	CC				 Kit 3P					
... Série 3 E36										
318iS 1.9i 16v. Coupé sauf clim.	1895	M44B19	S5D 310Z	07/96-02/00	SCL6392	215	10	215	38.7	
318iS 1.9i 16v. Coupé clim.	1895	M44B19	S5D 250G 310Z	12/95-04/01	SCL6438	215	10	215	38.7	
318Ti 1.9i 16v. clim.	1895	M44B19	S5D 310Z	12/95-04/01	SCL6438	215	10	215	38.7	
318Ti 1.9i 16v. Compact sauf clim.	1895	M44B19	S5D 310Z	01/96-04/01	SCL6392	215	10	215	38.7	
318Ti 1.9i 16v. Compact cli	1895	M44B19	S5D 310Z	01/96-04/01	SCL6438	215	10	215	38.7	
323i 2.5i 24v.	2494	M52B25	S5D 250G 310Z	03/95-02/00	SCL6393	230	10	228	38.7	
323i 2.5i 24v. Touring	2494	M52B25	S5D 250G 310Z	07/96-09/99	SCL6393	230	10	228	38.7	
323i 2.5i 24v. Coupé	2494	M52B25	S5D 250G	05/95-02/00	SCL6393	230	10	228	38.7	
323i 2.5i 24v. Cabriolet	2494	M52B25	S5D 250G	06/95-02/00	SCL6393	230	10	228	38.7	
323Ti 2.5i 24v. Compact CG31	2494	M52B25	S5D 250G	08/97-12/98	SCL6393	230	10	228	38.7	
325i 2.5i 24v.	2494	M50B25	S5D 250G	12/90-07/95	SCL6393	230	10	228	38.7	
325i 2.5i 24v. Coupé	2494	M50B25	S5D 250G	09/91-07/95	SCL6393	230	10	228	38.7	
325i 2.5i 24v. Cabriolet	2494	M50B25	S5D 250G	03/93-06/95	SCL6393	230	10	228	38.7	
325 TD 2.5 TD	2497	M51A	S5D 260Z	08/91-02/98	SCL6393	230	10	228	38.7	
325 TDS 2.5 TD	2497	M51D25	S5D 260Z	03/93-09/99	SCL6393	230	10	228	38.7	
325 TDS 2.5 TD Touring	2497	M51D25	S5D 260Z	02/95-09/99	SCL6393	230	10	228	38.7	
Série 5 E28										
520i 2.0 125hp 92kw sans clim. 4031	1990	M20B20M1.Z7	5M	09/86-08/87	SCL6461	228	10	228	38.7	
520i 2.0 129hp 95kw sans clim. 4052 DK51S5F	1990	M20B20K	5M	04/84-08/88	SCL6461	228	10	228	38.7	
524D 2.4 D	2443	M21D24W	5M	05/86-08/88	SCL6438	215	10	215	38.7	
524TD 2.4 TD	2443	M21D24WA	5M	01/86-08/88	SCL6393	230	10	228	38.7	
525e 2.7 122hp 90kw	2693	M20B27ME	5M	03/83-08/88	SCL6393	230	10	228	38.7	
525e 2.7 125hp 92kw	2693	M20B27ME	5M	03/83-08/88	SCL6393	230	10	228	38.7	
525e 2.7 129hp 95kw	2693	M20B27ME	5M	03/83-08/88	SCL6393	230	10	228	38.7	
Série 5 E34										
518i 1.8i sauf clim.	1796	M40B18	240 S5D 200G	09/89-09/96	SCL6392	215	10	215	38.7	
518i 1.8i clim.	1796	M40B18	240 S5D 200G	09/89-09/96	SCL6438	215	10	215	38.7	
518i 1.8i Touring sauf clim.	1796	M40B18	240 S5D 200G	09/89-04/94	SCL6392	215	10	215	38.7	
518i 1.8i Touring clim.	1796	M40B18	240 S5D 200G	09/89-04/94	SCL6438	215	10	215	38.7	
518i 1.8i Touring sauf clim.	1796	M43B18	S5D 200G	05/94-09/96	SCL6392	215	10	215	38.7	
518i 1.8i Touring clim.	1796	M43B18	S5D 200G	05/94-09/96	SCL6438	215	10	215	38.7	
520i 2.0 sans clim. 125hp 92kw	1990	M20B20M1.Z7	S5-16	01/88-07/90	SCL6461	228	10	228	38.7	
520i 2.0 24v. sans clim. 129hp 95kw	1991	M50B20M0.E8	S5-16	02/88-04/90	SCL6461	228	10	228	38.7	
524TD 2.4 TD	2443	M21D24WA	260	03/88-08/91	SCL6393	230	10	228	38.7	
525i 2.5 24v.	2494	M50B25	S5D 310Z	03/90-09/95	SCL6393	230	10	228	38.7	
525i 2.5 24v. Touring	2494	M50B25	S5D 310Z	10/91-09/96	SCL6393	230	10	228	38.7	
525iX 2.5 24v.	2494	M50B25	S5D 310Z	07/91-09/95	SCL6393	230	10	228	38.7	
525iX 2.5 24v. Touring	2494	M50B25	S5D 310Z	01/92-03/96	SCL6393	230	10	228	38.7	
525TD 2.5 TD	2497	M51A	S5D 260Z	03/93-09/96	SCL6393	230	10	228	38.7	
525TD 2.5 TD Touring	2497	M51A	S5D 260Z	02/93-09/96	SCL6393	230	10	228	38.7	
525TDS 2.5 TD	2497	M51D25	S5D 260Z	08/91-09/95	SCL6393	230	10	228	38.7	
525TDS 2.5 TD Touring	2497	M51D25	S5D 260Z	10/91-09/96	SCL6393	230	10	228	38.7	
530i 3.0	2986	M30B30M.E7	260	03/88-04/90	SCL6439	240	10	240	38.7	
535i 3.5	3430	M30B35M7	260	01/88-04/93	SCL6439	240	10	240	38.7	
535i 3.5	3430	M30B34M	260	06/88-04/93	SCL6439	240	10	240	38.7	



	CC				 Kit 3P				
Série 5 E39									
523i 2.5 24v. avec clim.	2494	M52B25	S5D 310Z	09/95-09/97	SCL6393	230	10	228	38.7
523i 2.5 24v. Touring avec clim.	2494	M52B25	S5D 320Z	01/97-09/97	SCL6393	230	10	228	38.7
525TD 2.5 TD	2497	M51D25	S5D 260Z	07/96-09/97	SCL6393	230	10	228	38.7
Série 7 E32									
730i 3.0	2986	M30B30M	260/6	10/87-12/88	SCL6439	240	10	240	38.7
730i 3.0	2986	M30B30M.E7	260/6	10/87-03/94	SCL6439	240	10	240	38.7
735i 3.4	3430	M30B35M.E7	260/6	10/87-06/92	SCL6439	240	10	240	38.7
735i 3.4	3430	M30B34M	260/6	10/87-12/88	SCL6439	240	10	240	38.7
735i 3.4	3430	M30B35	260/6	10/87-12/88	SCL6439	240	10	240	38.7
Z3									
1.8i	1796	M43B18	S5D 200G	01/96-08/98	SCL6438	215	10	215	38.7
1.9i 16v.	1895	M44B19	S5D 200G	01/96-04/99	SCL6438	215	10	215	38.7

BMW










* Référence livrée avec centreur


Reference delivered with clutch alignment tool












Référence en Kit 2 pièces

2 parts kit reference

	CC				 Kit 3P				
CITROEN									
2CV									
0.4	425	A79/0		02/69-08/72	SCL0182*	160	18	160	25.3
0.4	435	A79/1		03/70-83	SCL0182*	160	18	160	25.3
0.6	602	A06/635		05/68-03/82	SCL0182*	160	18	160	25.3
0.6	602	A06/635 M28		03/82-08/90	SCL0183*	160	18	160	25.5
0.6	602	M28/1		05/68-02/82	SCL0182*	160	18	160	25.3
0.6	602	M28		09/76-02/82	SCL0182*	160	18	160	25.3
Acadiane									
0.6	602	M28/1	M4	03/82-06/87	SCL0183*	160	18	160	25.5
0.6 / Camionnette	602	M28	M4	02/78-02/82	SCL0182*	160	18	160	25.3
Ami 6									
0.6 AM3 AMC3 AMF3 AMU3	602	M28		03/69-07/78	SCL0182*	160	18	160	25.3
0.6 / Break AM2 AMB2	602	M28	M4	08/68-07/69	SCL0182*	160	18	160	25.3
Ami 8									
0.6 / Break AM-JA/B/C	602	M28	M4	03/69-07/78	SCL0182*	160	18	160	25.3
AX									
1.0 10	954	TU9/TR	MA/4	09/86-89	SCL0189*	180	18	181	24.7
1.0 10	954	TU9/K	MA/4 /5	09/86-04/91	SCL0189*	180	18	181	24.7
1.0	954	TU9/K	MA/4	05/91-12/92	SCL0189*	180	18	181	24.7
1.0i 45hp 33kw	954	TU9M/Z	MA/5	05/91-09/97	SCL0189*	180	18	181	24.7
1.0i 45hp33kw	954	TU9M/Z	MA/5	09/97-07/98	SCL0231*	180	18	181	24.6
1.0i 50hp 37kw	954	TU9M/Z	MA/5	05/91-09/97	SCL0189*	180	18	181	24.7
1.0i 50hp 37kw	954	TU9M/Z	MA/5	09/97-07/98	SCL0231*	180	18	181	24.6
1.1 11	1124	TU1/K /N TU1CP	MA/4 MA/5	09/86-04/91	SCL0189*	180	18	181	24.7
1.1 sauf 4WD	1124	TU1/K	MA/4 MA/5	05/91-07/96	SCL0189*	180	18	181	24.7
1.1i	1124	TU1M /Z	MA/4 MA/5	07/89-04/91	SCL0189*	180	18	181	24.7
1.1i	1124	TU1M /Z	MA/5	05/91-07/96	SCL0189*	180	18	181	24.7
1.3 Sport	1294	TU24/K	MA/4 /5	04/87-04/91	SCL0189*	180	18	181	24.7
1.4 14 1.4GT	1360	TU3/N TU3CP/Z	MA/4 /5	09/86-04/91	SCL0189*	180	18	181	24.7
1.4 14	1360	TU3A/N	MA/4	07/88-04/91	SCL0189*	180	18	181	24.7
1.4 14	1360	TU3A/K	MA/4 /5	07/88-04/91	SCL0189*	180	18	181	24.7
1.4i XT 1.4iTRS 1.4i GT	1360	TU3M/Z	MA/4 /5	10/86-06/90	SCL0189*	180	18	181	24.7
1.4i TRS 1.4i GT	1360	TU3M/Z	MA/5	07/90-04/91	SCL0189*	180	18	181	24.7
1.4 1.4i	1360	TU3.2/K TU3MC/Z	MA/5	05/91-07/96	SCL0189*	180	18	181	24.7
1.4 GT	1360	TU3S/K /N	MA/4 /5	09/87-04/91	SCL0189*	180	18	181	24.7
1.4 GT	1360	TU3S/K	MA/5	05/91-06/92	SCL0189*	180	18	181	24.7
1.4i GTi 90hp 66kw	1360	TU3J2/Z	MA/5	05/91-07/96	SCL0198*	180	18	181	24.7
1.4i GTi 95hp 70kw	1360	TU3J2/Z	MA/5	05/91-07/96	SCL0198*	180	18	181	24.7
1.4i GTi 100hp 74kw	1360	TU3J2/K	MA/5	05/91-07/93	SCL0198*	180	18	181	24.7
1.4D	1360	TUD3/K/Y	MA/5	05/91-07/94	SCL0192*	180	18	181	24.7
1.5 D	1527	TUD5/L/Y	MA/5	07/94-07/96	SCL0222*	180	18	181	24.6

6 * Référence livrée avec centreur *Reference delivered with clutch alignment tool*
 Référence en Kit 2 pièces *2 parts kit reference*

	CC				 Kit 3P				
Berlingo									
1.1i 1.1i GPL	1124	TU1M	MA/4 /5	07/96-03/01	SCL0206*	200	18	200	24.6
1.1i 1.1i GPL	1124	TU1M	MA/4 /5	03/01-11/02	SCL0545*	200	18	200	24.6
1.1i 1.1i GPL	1124	TU1JP/L4	MA/5	07/96-03/01	SCL0206*	200	18	200	24.6
1.1i 1.1i GPL	1124	TU1JP/L4	MA/5	03/01-11/02	SCL0545*	200	18	200	24.6
1.1i 1.1i GPL	1124	TU1JP/L4	MA/5S	12/02-	SCL0545*	200	18	200	24.6
1.1i Camionnette	1124	TU1M+/L3	MA/4 /5	07/96-03/01	SCL0206*	200	18	200	24.6
1.1i Camionnette	1124	TU1M+/L3	MA/4 /5	03/01-11/02	SCL0545*	200	18	200	24.6
1.1i Camionnette	1124	TU1JP/L4	MA/5	07/96-03/01	SCL0206*	200	18	200	24.6
1.1i Camionnette	1124	TU1JP/L4	MA/5	03/01-11/02	SCL0545*	200	18	200	24.6
1.4 1.4i 1.4i GPL	1360	TU3.2 TU3JP	MA/5	07/96-09/98	SCL0224	200	18	200	24.6
1.4 1.4i 1.4i GPL	1360	TU3.2 TU3JP	MA/5	10/98-03/01	SCL0206*	200	18	200	24.6
1.4 1.4i 1.4i GPL	1360	TU3.2 TU3JP	MA/5	03/01-11/02	SCL0545*	200	18	200	24.6
1.4i Camionnette	1360	TU3.2 TU3JP	MA/5	07/96-09/98	SCL0224	200	18	200	24.6
1.4i Camionnette	1360	TU3.2 TU3JP	MA/5	10/98-03/01	SCL0206*	200	18	200	24.6
1.4i Camionnette	1360	TU3.2 TU3JP	MA/5	03/01-11/02	SCL0545*	200	18	200	24.6
1.4i Camionnette	1360	TU3JP/L4	MA/5L	12/02-	SCL0545*	200	18	200	24.6
1.4i GNV	1360	TU3JP/GNV	MA/5L	04/03-	SCL0545*	200	18	200	24.6
1.6i 16v.	1587	TU5JP4/L4	BE4/5R/5J	12/00-	SCL0534*	200	18	200	24.5
1.8i / 4WD	1761	XU7JB/L3	BE3/5 3/5R	07/97-13/01/98	SCL0207	200	18	200	24.7
1.8i / 4WD	1761	XU7JB/L3	BE3/5 3/5R	14/01/98-11/02	SCL0550	200	18	200	24.6
1.8 D / Camionnette	1769	XUD7	BE3/5	07/96-12/01/98	SCL0193*	200	18	200	24.7
1.8 D / Camionnette	1769	XUD7	BE3/5 3/5R	13/01/98-11/02	SCL0531*	200	18	200	24.6
1.9 D	1868	DW8	BE3/5 3/5R	07/98-11/02	SCL0525*	200	18	200	24.6
1.9 D	1868	DW8B/L4	BE3/5R	07/98-11/02	SCL0525*	200	18	200	24.6
1.9 D	1868	DW8B/L4	BE4/5L /N	12/02-	SCL0527*	200	18	200	24.5
1.9 D	1905	XUD9AW2L3	BE3/5	07/96-12/01/98	SCL0193*	200	18	200	24.7
1.9 D	1905	XUD9AW2L3	BE3/5 3/5R	13/01/98-11/02	SCL0531*	200	18	200	24.6
1.9 D 4WD	1868	DW8	BE3/5 3/5R	07/98-11/02	SCL0525*	200	18	200	24.6
1.9 D 4WD	1868	DW8B/L4	BE3/5R	07/98-11/02	SCL0525*	200	18	200	24.6
1.9 D Camionnette	1868	DW8	BE3/5 3/5R	07/98-11/02	SCL0525*	200	18	200	24.6
1.9 D Camionnette	1868	DW8B/L4	BE3/5R	07/98-11/02	SCL0525*	200	18	200	24.6
1.9 D Camionnette	1868	DW8B/L4	BE4/5L /N	12/02-	SCL0527*	200	18	200	24.5
1.9 D Camionnette	1905	XUD9AW2L3	BE3/5	07/96-12/01/98	SCL0193*	200	18	200	24.7
1.9 D Camionnette	1905	XUD9AW2L3	BE3/5 3/5R	13/01/98-11/02	SCL0531*	200	18	200	24.6
1.9 D Camionnette 4WD	1868	DW8	BE3/5 3/5R	07/98-11/02	SCL0525*	200	18	200	24.6
1.9 D Camionnette 4WD	1868	DW8B/L4	BE3/5R	07/98-11/02	SCL0525*	200	18	200	24.6
2.0 HDi 90hp 66kw / Camionnette	1997	DW10TD	BE3R	10/99-	SCL0536	228	18	228	24.6
2.0 HDi 90hp 66kw / Camionnette	1997	DW10TD	BE4R	10/99-	SCL0539*	228	18	228	24.5
BX ...									
1.0	1000	XY6		01/86-	SCL0211*	180	20	181	24.3
1.1	1124	XW7B2	BE1/4	09/82-06/88	SCL0211*	180	20	181	24.3
1.1	1124	TU1/K	CA14 CA49	07/88-06/91	SCL0189*	180	18	181	24.7
1.4 / GPL	1360	XY6D TU3A/K	BE1/4 BE3/4	07/88-12/94	SCL0189*	180	18	181	24.7
1.4	1360	TU3.2/K	M5	07/90-12/94	SCL0189*	180	18	181	24.7
1.4i	1360	TU3M/Z	CA19	07/89-04/90	SCL0189*	180	18	181	24.7
1.4i	1360	TU3M/Z	BE3/5	07/90-12/94	SCL0189*	180	18	181	24.7
1.4 Leader	1360	XY6 XY7	BE1/4 BE3/4	07/84-06/88	SCL0211*	180	20	181	24.3
1.4 Leader 1.4 E / Break RE	1360	XY6 TU3	BE3/4	07/88-06/90	SCL0189*	180	18	181	24.7
1.4 GTE	1360	XY6 TU3	BE3/4	07/89-06/90	SCL0189*	180	18	181	24.7
1.4 E / Break RE	1360	XY6C XY7C	BE1/4 BE3/4	09/82-06/88	SCL0211*	180	20	181	24.3
1.4 Entreprise XBXDE	1360	XY6 XY7	BE1/4 BE3/4	02/86-06/88	SCL0211*	180	20	181	24.3
1.4 Evasion Break XBXYE Entreprise	1360	XY6 XY7	BE1/4 BE3/4	02/86-06/88	SCL0211*	180	20	181	24.3










* Référence livrée avec centreur

Reference delivered with clutch alignment tool












Référence en Kit 2 pièces

2 parts kit reference

	CC				 Kit 3P				
... BX ...									
1.6 Berline / Break	1580	XU5CP/Z	BN42(M)	01/87-06/89	SCL0187*	200	18	200	24.5
1.6 Berline / Break	1580	XU5CP/Z	BE3/4 BE3/5	09/86-06/89	SCL0187*	200	18	200	24.5
1.6 Berline / Break	1580	XU5CP/Z	BE3/4 BE3/5	07/89-09/89	SCL0207	200	18	200	24.7
1.6 Berline	1580	XU51C/W	BE3/5	07/88-06/89	SCL0187*	200	18	200	24.5
1.6 Berline	1580	XU51C/W	BE3/5	07/89-06/93	SCL0207	200	18	200	24.7
1.6 Berline	1580	XU51C/K	BE3/5	01/87-06/89	SCL0187*	200	18	200	24.5
1.6 Berline	1580	XU51C/K	BE3/4 3/5 CJ34	07/89-12/94	SCL0207	200	18	200	24.7
1.6 Berline	1580	171/A	BE1/4 BE3/4	09/82-06/89	SCL0187*	200	18	200	24.5
1.6 Berline	1580	171/A	BE3/4	07/89-11/89	SCL0207	200	18	200	24.7
1.6 Berline	1580	XU5STR	BE1/4	02/85-06/89	SCL0187*	200	18	200	24.5
1.6 Berline	1580	XU5M/Z	BE3/5	07/89-03/91	SCL0207	200	18	200	24.7
1.6 Berline	1580	XU52C/K	BE1/5 BE3/5	06/88-06/89	SCL0187*	200	18	200	24.5
1.6 Berline	1580	XU52C/K	BE1/5 BE3/5	07/89-12/94	SCL0207	200	18	200	24.7
1.6 Berline	1580	XU5S	BE1/4 BN45	09/82-06/88	SCL0187*	200	18	200	24.5
1.6 Break	1580	XU51C/W	BE1/5	02/86-06/89	SCL0187*	200	18	200	24.5
1.6 Break	1580	171/A	BE1/4 BE3/4	09/82-06/89	SCL0187*	200	18	200	24.5
1.6 Break	1580	171/A	BE3/4	07/89-11/89	SCL0207	200	18	200	24.7
1.6 Break	1580	XU5STR	BE1/4	07/86-06/88	SCL0187*	200	18	200	24.5
1.6 Break	1580	XU5M/Z	BE3/5	07/89-03/91	SCL0207	200	18	200	24.7
1.6i TRi Berline / Break	1580	XU5J	BE3 BE4/5	03/86-04/89	SCL0190*	200	18	200	24.5
1.6i TRi Berline / Break	1580	XU5J XU5J2	BE3 BE4/5	04/89-06/90	SCL0207	200	18	200	24.7
1.6i GTi	1580	XU5JA/K	BE3/5	07/88-04/89	SCL0190*	200	18	200	24.5
1.6i GTi	1580	XU5JA/K	BE3/5	04/89-12/94	SCL0207	200	18	200	24.7
1.7 D	1769	XUD7	BE1/4 BE3/5	10/84-03/04/89	SCL0188*	200	18	200	24.5
1.7 D / Break	1769	XUD7	BE3/5	04/04/89-12/94	SCL0193*	200	18	200	24.7
1.7 TD	1769	XUD7TE	BE3/5	01/88-12/94	SCL0215*	215	18	215	24.7
1.9 Sport	1905	XU9/4	BE1/5	03/85-07/87	SCL0190*	200	18	200	24.5
1.9 TRi	1905	XU9J	BE1/5	88-06/89	SCL0190*	200	18	200	24.5
1.9 TRi	1905	XU9J	BE3/5	09/89-12/91	SCL0195	215	18	215	24.7
1.9 TRi Cat.	1905	XU9J1/Z	BE3/5	03/86-01/92	SCL0190*	200	18	200	24.5
1.9 TZi	1905	XU9J	BE3/5	12/89-12/94	SCL0207	200	18	200	24.7
1.9 TRS 95hp 70kw Berline	1905	XU92C	BE1/5	01/88-06/89	SCL0190*	200	18	200	24.5
1.9 TRS 95hp 70kw Berline	1905	XU92C	BE3/5	07/89-11/89	SCL0207	200	18	200	24.7
1.9 TRS 105hp 77kw Berline	1905	XU92C	BE1/5	01/88-06/89	SCL0190*	200	18	200	24.5
1.9 TRS 105hp 77kw Berline	1905	XU92C	BE3/5	07/89-11/89	SCL0207	200	18	200	24.7
1.9 TRS 95hp 70kw Break	1905	XU92C	BE1/5	01/88-06/89	SCL0190*	200	18	200	24.5
1.9 TRS 95hp 70kw Break	1905	XU92C	BE3/5	07/89-11/89	SCL0207	200	18	200	24.7
1.9 TRS 105hp 77kw Break	1905	XU92C	BE1/5	06/85-03/87	SCL0190*	200	18	200	24.5
1.9 GT	1905	XU9S	BE3/5	10/84-06/86	SCL0190*	200	18	200	24.5
1.9 GTi	1905	XU9	BE1	07/86-06/89	SCL0190*	200	18	200	24.5
1.9 GTi 16v.	1905	XU9J4/K/Z	BN48/20 BP20	07/87-12/94	SCL0195	215	18	215	24.7
1.9 E 4WD	1905	D2F	CK04 CK13	04/89-02/93	SCL0195	215	18	215	24.7
1.9 4WD	1905	XU92C+	BE3/5	07/89-06/90	SCL0195	215	18	215	24.7
1.9i Break	1905	XU9M/Z	BE3/5	07/89-01/91	SCL0195	215	18	215	24.7
1.9i 4WD Break	1905	XU9M/Z	CK04 CK13	07/89-12/94	SCL0195	215	18	215	24.7
1.9 GTi 4WD	1905	XU9J4/Z	EK04 EK13	09/89-06/91	SCL0195	215	18	215	24.7
1.9 D	1905	XUD9A/K	BE1/5 BE3/5	07/83-03/89	SCL0188*	200	18	200	24.5
1.9 D CL18M CJ32M/33M	1905	XUD9A/K	BE1/5 3/5	04/89-12/94	SCL0193*	200	18	200	24.7
1.9 D	1905	XUD9/Y	BE1/5 BE3/5	07/86-03/89	SCL0188*	200	18	200	24.5
1.9 D	1905	XUD9/Y	BE1/5 3/5 CL18M	04/89-12/94	SCL0193*	200	18	200	24.7
1.9 D Entreprise XBXCE FE	1905	XUD9	BE1/4 BE3/5	07/83-04/89	SCL0188*	200	18	200	24.5
1.9 D 4WD	1905	XU99A/K	2EK12	06/86-04/87	SCL0195	215	18	215	24.7

8 * Référence livrée avec centreur *Reference delivered with clutch alignment tool*

 Référence en Kit 2 pièces *2 parts kit reference*

	CC				 Kit 3P				
... BX									
1.9 Turbo D GD TGD TZD / TZD Turbo Evasion	1905	XUD9		12/89-	SCL0215*	215	18	215	24.7
1.9 TD TGD / Break	1905	XUD9		12/89-	SCL0193*	200	18	200	24.7
1.9 TD Entreprise Evasion XBXCE FE	1950			07/88-06/91	SCL0193*	200	18	200	24.7
1.9 TD Entreprise Evasion XBXCT FT	1950			07/88-06/91	SCL0193*	200	18	200	24.7
CX									
2.0 Berline / Break	1995	829A5 J6RA600	M4	07/79-07/82	SCL0226	215	21	215	30.2
2.2 TRS 113hp 83kw 115hp 85kw Berline / Break	2165	J6TA500	M5	07/85-91	SCL0226	215	21	215	30.2
2.2 D Berline	2165	M22	M4	11/75-06/79	SCL0524	235	21	228	30.2
2.2 D Break	2165	M22	M4	12/75-12/78	SCL0524	235	21	228	30.2
2.5 D Berline / Break	2500	M25	M4	02/79-07/82	SCL0524	235	21	228	30.2
2.5 D Berline	2500	M25/629	M5	07/82-91	SCL0191*	235	21	228	30.2
2.5 D Berline / Break	2500	M25/648	M5	07/84-03/87	SCL0191*	235	21	228	30.2
2.5 D Break	2500	M25/629	M5	11/83-91	SCL0191*	235	21	228	30.2
2.5 TD Berline	2500	M25/669	M5	03/87-89	SCL0184*	235	21	228	30.2
2.5 TD Break	2500	M25/669	M5	07/83-91	SCL0184*	235	21	228	30.2
C2									
1.1i	1124	TU1JP/L4	MA4/5	09/03-	SCL0551*	180	18	180	24.5
1.4i / Sensodrive	1360	TU3JP/L4	MA/5P MA4/5	09/03-	SCL0551*	180	18	180	24.5
NEW 1.4 HDi / Sensodrive	1398	DV4TD	MA	-04/10/04	5100007*	200	18	200	
1.6i 16v. VTS Sensodrive	1587	TU5JP4/L4	MA/5P	09/03-	SCL0547*	200	18	200	24.5
C3									
1.1i	1124	TU1JP/IF /L4	MA/5	04/02-	SCL0551*	180	18	180	24.5
1.4i	1360	TU3JP/IF /L4	MA/5	04/02-	SCL0551*	180	18	180	24.5
1.4 HDi 16v.	1398	DV4TED4	BE4	02/04-	SCL0539*	228	18	228	24.5
1.6i 16v. / Sensodrive	1587	TU5JP4/L4	MA/5 /5P	04/02-	SCL0547*	200	18	200	24.5
C3 Pluriel									
1.4i	1360	TU3JP/L4	MA/5	05/03-	SCL0551*	180	18	180	24.5
NEW 1.4 HDi / Sensodrive	1398	DV4TD	MA	-04/10/04	5100007*	200	18	200	-
1.6i 16v. Sensodrive	1587	TU5JP4/L4	MA/5P	05/03-	SCL0547*	200	18	200	24.5
NEW 1.6 HDi FAP	1560	DV6TED4	BE4R	11/05-10/06	5100011*	225	18	225	-
C4									
NEW 1.6 HDi	1560	DV6TED4	BE4R	-04/10/04	5100011*	225	18	225	-
1.6i 16v. Berline / Coupé	1587	TU5JP4/L4	MA/5N	11/04-	SCL0547*	200	18	200	24.5
C5									
NEW 1.6 HDi Berline / Break	1560	DV6TED4	BE4R	08/04-04/06/06	5100011*	225	18	225	
1.8i 16v. Berline	1749	EW7J4/L4	BE4/5	02/01-08/04	SCL0526*	230	18	228	24.5
1.8i 16v. SW	1749	EW7J4/L4	BE4/5	06/01-08/04	SCL0526*	230	18	228	24.5
2.0i 16v. Berline / SW	1997	EW10J4/L4/D4	BE4/5	02/01-08/04	SCL0526*	230	18	228	24.5
2.0 HDi Berline	1997	DW10TD/L4	BE4/5	02/01-08/04	SCL0539*	228	18	228	24.5
2.0 HDi Berline / SW	1997	DW10AIED/L4	ML5C /T	02/01-08/04	SCL0528*	228	21	225	26.6
2.0 HDi Break	1997	DW10TD/L4	BE4/5	06/01-08/04	SCL0539*	228	18	228	24.5
2.2 HDi 16v. Berline / SW	2179	DW12TED4/L4	ML5C /T	02/01-08/04	SCL0543*	245	21	242	26.6
3.0i V6 24v. Berline / Break	2998	ES9J4S/L4	ML5C /T	02/01-08/04	SCL0542	242	21	242	27.2










* Référence livrée avec centreur

Reference delivered with clutch alignment tool



Référence en Kit 2 pièces

2 parts kit reference










	CC				 Kit 3P				
C8									
2.0i 16v.	1997	EW10J4/L4	BE4/5J	06/02-	SCL0526*	230	18	228	24.5
2.0 HDi 16v.	1997	DW10ATED4	ML5C	06/02-	SCL0528*	228	21	225	26.6
2.2 HDi 16v.	2179	DW12TED4/L4	ML5C	06/02-	SCL0543*	245	21	242	26.6
Dispatch									
1.9 D	1868	DW8/L3	BE3/5R	02/99-12/03	SCL0535*	215	18	215	24.6
1.9 D	1905	XUD9A	BE3/5N	09/95-01/98	SCL0215*	215	18	215	24.7
1.9 D	1905	XUD9A	BE3/5N	02/98-12/03	SCL0535*	215	18	215	24.6
1.9 TD	1905	XUD9BTF/W3	ME5K	09/95-12/03	SCL0199	235	21	228	26.4
1.9 TD	1905	XUD9BTF/W3	ML5E	09/95-12/03	SCL0538*	235	21	228	26.4
2.0 HDi / 95hp 70kw	1997	DW10ATED/L3 DW10BTED/L4 DW10CTED	ML5C/CI/T	09/00-12/03	SCL0528*	228	21	225	26.6
2.0 HDi 95hp 70kw	1997	DW10BTED/W3	ML5T	09/00-12/03	SCL0232	235	21	228	26.6
2.0 HDi	1997	DW10BTED/L4	ML5CD	01/04-	SCL0539*	228	18	228	24.5
Dyane									
0.4	435	A79/1	M4	03/68-07/75	SCL0182*	160	18	160	25.3
0.6	602	M28/1	M4	09/68-02/70	SCL0182*	160	18	160	25.3
0.6	602	M28	M4	02/72-02/82	SCL0182*	160	18	160	25.3
0.6	602	M28	M4	03/82-07/83	SCL0183*	160	18	160	25.5
Evasion									
1.8i	1761	XU7JP/L3	BE3/5	07/96-05/01/98	SCL0200	215	18	215	24.7
1.8i	1761	XU7JP/L3	BE3/5	06/01/98-	SCL0208	215	18	215	24.6
1.9 TD	1905	XUD9BTF/L3 XUD9TEF/K	ME5K	10/94-06/96	SCL0199	235	21	228	26.4
1.9 TD	1905	XUD9BTF/L3 XUD9TEF/K	ML5E	07/96-05/01/98	SCL0538*	235	21	228	26.4
1.9 TD	1905	XUD9BTF/L3	ML5E	06/01/98-02/00	SCL0538*	235	21	228	26.4
1.9 TD	1905	XUD9BTF/L3	ML5E	03/00-05/02	SCL0538*	235	21	228	26.4
1.9 TD	1905	XUD9TF/W2	ML5E	07/96-09/98	SCL0538*	235	21	228	26.4
2.0i	U6UB	1998 XU10J2C	BE3/5	07/94-05/01/98	SCL0200	215	18	215	24.7
2.0i	U6UB	1998 XU10J2C	BE3/5	06/01/98-	SCL0208	215	18	215	24.6
2.0i 16v.	AFRFVB	1998 XU10J4R/L4	ML5T	10/98-02/00	SCL0228	235	21	228	26.4
2.0i 16v.	AFRFVB	1998 XU10J4R/L4	ML5T	03/00-05/02	SCL0228	235	21	228	26.4
2.0i 16v.		1997 EW10J4/L4	BE4/5R	07/00-05/02	SCL0526*	230	18	228	24.5
2.0i Turbo	U6UA	1998 XU10J2CTEL3	ME5K	07/94-06/96	SCL0201	235	21	228	26.4
2.0i Turbo	U6UA	1998 XU10J2CTEL3	ML5E	06/01/98-09/98	SCL0227*	235	21	228	26.4
2.0i Turbo	U6UA	1998 XU10J2CTEL3	ML5T	06/96-05/01/98	SCL0186	235	21	228	26.4
2.0i Turbo	U6UA	1998 XU10J2CTEL3	ML5T	06/01/98-05/02	SCL0227*	235	21	228	26.4
2.0 HDi	AFRHZA	1997 DW10ATED	ML5E	08/99-05/02	SCL0528*	228	21	225	26.6
2.0 HDi 16v.	AFRHWB	1997 DW10ATED4	ML5E	01/01-05/02	SCL0528*	228	21	225	26.6
2.1 TD	U6UW T	2088 XUD11BTEL3	ML5E	04/96-05/01/98	SCL0186	235	21	228	26.4
2.1 TD	U6UW T	2088 XUD11BTEL3	ML5E	06/01/98-05/02	SCL0227*	235	21	228	26.4

10 * Référence livrée avec centreur *Reference delivered with clutch alignment tool*



Référence en Kit 2 pièces

2 parts kit reference

	CC				 Kit 3P				
LN LNA									
0.6 (Remplacement systématique de la fourchette pour tout changement de butée) (Le changement de l'ancien disque garni en diam. 155 nécessite le remplacement ou la rectification du volant moteur)	602	V06/627	422	09/76-07/79	SCL0182*	160	18	160	25.3
0.6 (Remplacement systématique de la fourchette pour tout changement de butée) (Le changement de l'ancien disque garni en diam. 155 nécessite le remplacement ou la rectification du volant moteur)	652	V06/630	M4	10/78-03/82	SCL0182*	160	18	160	25.3
0.6	602	V06/630/644	M4	03/82-86	SCL0183*	160	18	160	25.5
1.0 E	954	XV8		01/84-86	SCL0211*	180	20	181	24.3
1.0 Entreprise RBRH	954			07/84-86	SCL0211*	180	20	181	24.3
1.1	1124	XW7XW7	M4	07/82-86	SCL0211*	180	20	181	24.3
1.1 E Entreprise	1124			07/83-86	SCL0211*	180	20	181	24.3
Mehari									
0.6	602	M28/1 A06/635		68-87	SCL0183*	160	18	160	25.5
0.6 4WD	602	M28/1		09/68-02/82	SCL0182*	160	18	160	25.3
0.6 4WD	602	M28/1		03/82-07/87	SCL0183*	160	18	160	25.5
0.6 4WD	602	A06/635		10/79-02/82	SCL0182*	160	18	160	25.3
0.6 4WD	602	A06/635		03/82-07/83	SCL0183*	160	18	160	25.5
Relay									
1.9 D 10Q	1905	XUD9	ML5T/U ME5/T	02/94-12/01	SCL0540*	235	21	228	27
1.9 TD 10Q	1905	XUD9	ML5T/U ME5/T	02/94-08/98	SCL0540*	235	21	228	27
2.0i 10Q 14Q 18Q	1998	XU10	ME5/T ML5T/U	02/94-08/98	SCL0540*	235	21	228	27
2.0i 18Q	1998	XU10J2U/W2	MG5T/U	02/94-08/98	SCL0541*	235	21	228	27.5
2.0HDi 10Q 14Q	1997	DW10TD	MLUC	09/01-12/01	SCL0539*	228	18	228	24.5
2.0HDi 11Q 15Q	1997	DW10UTD	MLUC	01/02-	SCL0539*	228	18	228	24.5
2.5 D 14Q 18Q	2446	DJ5(T9A)	ME ML5T	02/94-12/01	SCL0203	235	21	228	27
2.5 D 14Q 18Q	2446	DJ5(T9A)	MG5T/U	02/94-08/98	SCL0204	242	21	228	27.5
2.5 TD 14Q 18Q	2446	DJ5T	MG5T/U	02/94-08/98	SCL0205	242	21	242	27.5
2.5 TDi 14Q 18Q	2446	DJ5TED	MG5T/U	12/96-08/98	SCL0205	242	21	242	27.5
Saxo									
1.0i 45hp 33kw	954	TU9M/L3	MA/5	10/97-08/99	SCL0231*	180	18	181	24.6
1.0i 50hp 37kw	954	TU9M/L3	MA/5	03/96-09/97	SCL0189*	180	18	181	24.7
1.0i 50hp 37kw	954	TU9M/L3	MA/5	10/97-09/00	SCL0231*	180	18	181	24.6
1.0i 50hp 37kw	954	TU9M/L3	MA/5	09/00-	SCL0551*	180	18	180	24.5
1.1i /GPL 54hp 40kw 60hp 44kw	1124	TU1M+/K/L3	MA/5 /L	03/96-09/97	SCL0189*	180	18	181	24.7
1.1i /GPL 54hp 40kw 60hp 44kw	1124	TU1M+/K/L3	MA/5 /L	10/97-09/00	SCL0231*	180	18	181	24.6
1.1i /GPL 54hp 40kw 60hp 44kw	1124	TU1M+/K/L3	MA/5 /L	09/00-	SCL0551*	180	18	180	24.5
1.4i	1360	TU3JP	MA/5	03/96-09/97	SCL0189*	180	18	181	24.7
1.4i	1360	TU3JP	MA/5	10/97-09/00	SCL0231*	180	18	181	24.6
1.4i	1360	TU3JP	MA/5	09/00-	SCL0551*	180	18	180	24.5
1.5 D 55hp 40kw	1527	TUD5	MA/5	05/96-08/99	SCL0222*	180	18	181	24.6
1.5 D 58hp 43kw	1527	TUD5	MA/5 /L	05/96-	SCL0222*	180	18	181	24.6
1.6i	1587	TU5JP/L3/4/K	MA/5	03/96-12/00	SCL0206*	200	18	200	24.6
1.6i 16v. VTL VTR	1587	TU5JP/L3	MA/5	12/00-	SCL0545*	200	18	200	24.6
1.6i 16v. VTS	1587	TU5J4/D3/L3	MA/5	12/00-	SCL0545*	200	18	200	24.6
1.6i 16v. VTS	1587	TU5JP/J4/ L3/L4	MA/5	12/00-	SCL0545*	200	18	200	24.6
1.6i 16v. VTS	1587	TU5J4/L3	MA/5	03/96-12/00	SCL0206*	200	18	200	24.6










* Référence livrée avec centreur

Reference delivered with clutch alignment tool












Référence en Kit 2 pièces

2 parts kit reference

	CC				 Kit 3P					
Synergie										
1.8i	U6UE	1761	XU7JP/L3	BE3/5	07/96-09/98	SCL0208	215	18	215	24.6
1.9 TD		1905	XUD9TEF/Y	ME5K	10/95-06/96	SCL0199	235	21	228	26.4
1.9 TD		1905	XUD9BTF	ML5E	02/03/00-05/02	SCL0538*	235	21	228	26.4
2.0i		1998	XU10J2C/L/L3	BE3/5	10/95-05/01/98	SCL0200	215	18	215	24.7
2.0i		1998	XU10J2C/L/L3	BE3/5	06/01/98-05/02	SCL0208	215	18	215	24.6
2.0i 16v.		1997	EW10J4/L4	BE4/5R	07/00-05/02	SCL0526*	230	18	228	24.5
2.0 HDi		1997	DW10ATED/4	ML5E	08/99-05/02	SCL0528*	228	21	225	26.6
Visa										
0.6 Club Special (Remplacement systématique de la fourchette pour tout changement de butée) (Le changement de l'ancien disque garni en diam. 155 nécessite le remplacement ou la rectification du volant moteur)		652	V06/644	M4	10/78-02/82	SCL0182*	160	18	160	25.3
0.6 0.6 GPL		652	V06/630	BH3/4 M4	02/82-07/88	SCL0183*	160	18	160	25.5
0.6		652	V06/665		07/83-07/88	SCL0183*	160	18	160	25.5
1.0		954	XV8		11/83-87	SCL0211*	180	20	181	24.3
1.1		1124	XW7B1(109/K)		10/78-03/88	SCL0211*	180	20	181	24.3
1.1		1124	XW7(109/5F)		10/78-03/88	SCL0211*	180	20	181	24.3
1.1		1124	XW7B2 (109L)		10/78-03/88	SCL0211*	180	20	181	24.3
1.1 E RE Entreprise		1124	XW7B1(109/K)	BH3/4(M)	07/83-88	SCL0211*	180	20	181	24.3
1.2		1219	I29/5	M4 M5	07/80-07/83	SCL0211*	180	20	181	24.3
1.4		1360	XY7156/A	BH3/4 3/5	03/81-88	SCL0211*	180	20	181	24.3
1.4 GT		1360	XY8	BH3/5	03/82-09/86	SCL0211*	180	20	181	24.3
1.6i GTi 105hp 77kw		1580	XU5J	BH3/5	10/84-07/86	SCL0187*	200	18	200	24.5
1.6i GTi 105hp 77kw		1580	XU5JA/K	BH3/5	07/86-88	SCL0190*	200	18	200	24.5
1.7 D		1769	XUD7	BH3/4 BH3/5	03/84-88	SCL0188*	200	18	200	24.5
Xantia ...										
1.6i		1580	XU5JP/L3	BE3/5 /N	08/93-05/01/98	SCL0207	200	18	200	24.7
1.6i		1580	XU5JP/L3	BE3/5	06/01/98-	SCL0209	200	18	200	24.6
1.8i Berline / Break		1761	XU7JP/Z/JB/L3	BE3/5	03/93-05/01/98	SCL0207	200	18	200	24.7
1.8i Berline / Break		1761	XU7JB/L3	BE3/5	06/01/98-05/02	SCL0550	200	18	200	24.6
1.8i 4WD / 4WD Break		1761	XU7JB/L3	BE3/5	07/96-05/01/98	SCL0207	200	18	200	24.7
1.8i 16v.Berline / Break / GPL		1761	XU7JP4	BE3/5	07/96-05/01/98	SCL0207	200	18	200	24.7
1.8i 16v.Berline / Break / GPL		1761	XU7JP4	BE3/5	06/01/98-05/02	SCL0550	200	18	200	24.6
1.9 D		1905	XUD9A/L/Y	BE3/5N	06/93-08/97	SCL0193*	200	18	200	24.7
1.9 D		1905	XUD9A/L/Y	BE3/5N	09/97-12/97	SCL0531*	200	18	200	24.6
1.9 SD Berline / Break		1905	XUD9SD	BE3/5 /L	09/96-05/01/98	SCL0193*	200	18	200	24.7
1.9 SD Berline / Break		1905	XUD9SD	BE3/5	06/01/98-05/02	SCL0525*	200	18	200	24.6
1.9 TD Berline		1905	XUD9BTE/TF	BE3/5 /5L /K	06/93-01/98	SCL0197*	215	18	215	-
1.9 TD Berline / Break		1905	XUD9BTE/TF	BE3/5 /5L /K	01/98-05/02	SCL0197*	215	18	215	-
1.9 TD Break		1905	XUD9BTE/TF	BE3/5 /5L /K	07/95-01/98	SCL0197*	215	18	215	-
2.0i / Break		1998	XU10J2C/Z	BE3/5	03/93-06/95	SCL0194*	215	18	215	24.7
2.0i 16v. Berline / Break		1998	XU10J4R	BE3/5	07/95-05/02	SCL0225	215	18	215	-
2.0i 16v. Berline		1998	XU10J4/L/Z (RFT) (RFY)	BE3/5 /VK	03/93-12/97	SCL0225	215	18	215	-
2.0i Turbo CT Berline / Break		1998	XU10J2CTE / L/L3	ML5B /5T	07/95-05/02	SCL0232	235	21	228	26.6
2.0 HDi 90hp 66kw Berline / Break		1997	DW10TD/L3	BE4/5	05/99-05/02	SCL0536	228	18	228	24.6
2.0 HDi 110hp 81kw Berline / Break		1997	DW10ATED	ML5T	10/98-05/02	SCL0232	235	21	228	26.6



	CC				 Kit 3P				
... Xantia									
2.1TD Berline	2088	XUD11BTE/L	ML5T	06/95-05/02	SCL0232	235	21	228	26.6
2.1TD Break	2088	XUD11BTE/L	ML5T	03/96-05/02	SCL0232	235	21	228	26.6
3.0i V6 24v. Berline	2946	ES9J4/K	ML5T	11/96-12/97	SCL0542*	242	21	242	27.2
3.0i V6 24v. Berline	2946	ES9J4/L3	ML5T	12/97-05/02	SCL0542*	242	21	242	27.2
3.0i V6 24v. Break	2946	ES9J4/L3	ML5T	12/97-05/02	SCL0542*	242	21	242	27.2
XM									
2.0	1998	XU102C/K	BE3/5	05/89-06/94	SCL0194*	215	18	215	24.7
2.0i Berline	1998	XU10J2/K	20CJ87 CJ07 CJ75	05/89-06/94	SCL0194*	215	18	215	24.7
2.0i Berline	1998	XU10J2/Z	20CM15 CJ75 CM11	01/90-06/94	SCL0194*	215	18	215	24.7
2.0i Break	1998	XU10J2/Z	20CM15	09/91-06/94	SCL0194*	215	18	215	24.7
2.0i Berline	1998	XU10M/Z	CJ01 CJ73	11/89-06/94	SCL0194*	215	18	215	24.7
2.0i 16v. Berline / Break Y4CZ Y4TX	1998	XU10J4R	BE3/5	07/94-07/01	SCL0225	215	18	215	-
2.0i 16v. Break Y4GB	1998	XU10J4R	ME5T	07/94-03/00	SCL0228	235	21	228	26.4
2.0i Turbo CT Berline / Break	1998	XU10J2TE/Z	ME5 /T	09/92-06/94	SCL0223	235	21	228	27
2.0i Turbo CT Berline	1998	XU10J2TE/Z	ME5 /T	07/94-07/01	SCL0223	235	21	228	27
2.0i Turbo CT Break	1998	XU10J2TE/Z	ME5 /T	07/94-03/00	SCL0223	235	21	228	27
2.1 D 12v. Berline / Break	2138	XUD11A/W	BE3/5	09/89-06/96	SCL0529*	215	18	215	24.7
2.1TD Turbo 12v. Berline / Break	2088	XUD11ATE/W	ME5/T ME5T	11/89-06/94	SCL0185*	235	21	228	27
2.1TD Turbo 12v. Berline / Break	2088	XUD11ATE/L	ME5/T ME5T	07/94-06/95	SCL0185*	235	21	228	27
2.1TD Turbo 12v. Berline / Break	2088	XUD11BTE/L3	ME5/T ME5T	07/95-07/01	SCL0185*	235	21	228	27
2.5TD Berline / Break Y4NX NY RM	2446	DK5ATE/Y	MG5T	05/94-10/00	SCL0533	242	21	242	27.5
3.0i V6 Berline / Break	2963	ZPJ/L	MG5T	07/94-06/97	SCL0549	242	21	242	27.5
3.0i V6 24v. Berline Y4GU	2963	ZPJ4/L	MG5T	07/94-06/97	SCL0549	242	21	242	27.5
3.0i V6 24v. Berline / Break	2946	ES9J4/L3	ML5T	07/97-07/01	SCL0542*	242	21	242	27.2
Xsara ...									
1.4i Berline	1360	TU3JP	MA/5	07/97-01/09/97	SCL0189*	180	18	181	24.7
1.4i Berline	1360	TU3JP	MA/5	02/09/97-08/00	SCL0231*	180	18	181	24.6
1.4i Berline / Break / Coupé	1360	TU3JP	MA/5	09/00-	SCL0551*	180	18	180	24.5
1.4i Break	1360	TU3JP	MA/5	10/97-08/00	SCL0231*	180	18	181	24.6
1.4i Coupé	1360	TU3JP	MA/5	03/98-08/00	SCL0231*	180	18	181	24.6
1.4 HDi Berline / Break / Coupé	1399	DV4TD	BE4/5	01/03-	SCL0539*	228	18	228	24.5
1.5 D Berline / Break	1527	TUD5	MA/5	03/98-08/00	SCL0222*	180	18	181	24.6
1.6i Berline	1587	TU5JP/L3	MA/5	07/97-08/00	SCL0206*	200	18	200	24.6
1.6i Break	1587	TU5JP/L3	MA/5	03/98-08/00	SCL0206*	200	18	200	24.6
1.6i Coupé	1587	TU5JP/L3	MA/5	05/98-08/00	SCL0206*	200	18	200	24.6
1.6i 16v. Berline / Break / Coupé	1587	TU5JP4/L4	MA/5	09/00-	SCL0545*	200	18	200	24.6
1.8i Berline	1761	XU7JB/P	BE3/5	07/97-05/01/98	SCL0207	200	18	200	24.7
1.8i Berline / Break / Coupé	1761	XU7JB/P	BE3/5	06/01/98-08/00	SCL0550	200	18	200	24.6
1.8i 16v. Berline	1761	XU7JP4	BE3/5	07/97-05/01/98	SCL0207	200	18	200	24.7
1.8i 16v. Berline / Break / Coupé	1761	XU7JP4	BE3/5	06/01/98-08/00	SCL0550	200	18	200	24.6
1.8i X Berline / Break	1761	XU7JB/K	BE3/5	06/01/98-08/00	SCL0550	200	18	200	24.6
1.8 D Berline / Break	1769	XUD7	BE3/5	03/98-08/00	SCL0531*	200	18	200	24.6
1.9 D Berline	1905	XUD9A	BE3/5	07/97-05/01/98	SCL0193*	200	18	200	24.7
1.9 D Berline	1905	XUD9A	BE3/5	06/01/98-08/00	SCL0531*	200	18	200	24.6
1.9 D Berline / Break / Entreprise Coupé	1868	DW8/L3	BE4/5	09/98-08/00	SCL0525*	200	18	200	24.6
1.9 D Berline / Break / Coupé	1868	DW8B/L4	BE4/5	09/00-	SCL0527*	200	18	200	24.5
1.9 D Break	1905	XUD9A	BE3/5	03/98-08/00	SCL0531*	200	18	200	24.6
1.9 D Coupé	1905	XUD9A	BE3/5	01/98-08/00	SCL0531*	200	18	200	24.6










* Référence livrée avec centreur

Reference delivered with clutch alignment tool



Référence en Kit 2 pièces

2 parts kit reference







	CC				 Kit 3P				
... Xsara									
1.9 SD Break	1905	XUD9SD/L3	BE3/5	03/98-08/00	SCL0525*	200	18	200	24.6
1.9 SD Break	1905	XUD9BSD/IF	BE3/5	06/98-08/00	SCL0525*	200	18	200	24.6
1.9 TD Berline	1905	XUD9TE	BE3/5	07/97-08/00	SCL0197*	215	18	215	-
1.9 TD Break	1905	XUD9TE	BE3/5	03/98-08/00	SCL0197*	215	18	215	-
1.9 TD Coupé	1905	XUD9TE	BE3/5	01/98-08/00	SCL0197*	215	18	215	-
2.0i 16v. Berline / Break	1998	XU10J4R	BE3/5	01/98-08/00	SCL0225	215	18	215	-
2.0i 16v. Berline / Coupé	1998	XU10J4RS	BE3/5	01/98-	SCL0225	215	18	215	-
2.0i 16v. Berline/Break/Coupé	1998	EW10J4/L4	BE4/5	09/00-	SCL0526*	230	18	228	24.5
2.0 HDi 110hp 81kw Sans FAP	1997	DW10ATED	BE4R	09/00-	5100003*	228	18	228	24.5
2.0 HDi 90hp 66kw / Break Coupé	1997	DW10TD/L3	BE4/5	03/99-08/00	SCL0536	228	18	228	24.6
2.0 HDi 90hp 66kw / Break Coupé	1997	DW10TD/L4	BE4/5	09/00-	SCL0539*	228	18	228	24.5
2.0 HDi 110hp 81kw Break Coupé Sans FAP	1997	DW10ATED	BE4R	09/00-	5100003*	228	18	228	24.5
Xsara Picasso									
1.6i	1587	TU5JP/L3	BE4/5R	06/00-	SCL0537*	200	18	200	24.5
1.6i	1587	TU5JP/L3	BE4/5R	01/00-12/01	SCL0534*	200	18	200	24.5
1.6i 16v.	1587	TU5JP/L4/NFV	BE4/5R	01/02-	SCL0534*	200	18	200	24.5
NEW 106 HDi	1560	DV6TED4	BE4R	-10/06	5100011*	225	18	225	-
1.8i 16v.	1749	EW7J4/IF//L4	BE4/5R	12/99-	SCL0526*	230	18	228	24.5
2.0 HDi	1997	DW10TD/L4	BE4/5R	05/00-	SCL0539*	228	18	228	24.5
ZX									
1.1	1124	TU1/K	MA/5	03/91-06/96	SCL0189*	180	18	181	24.7
1.1i	1124	TU1M	MA/5	05/92-01/09/97	SCL0189*	180	18	181	24.7
1.4	1360	TU3.2/K	MA/5	03/91-07/94	SCL0221*	180	18	181	24.7
1.4i Berline	1360	TU3	MA/5	03/91-09/97	SCL0221*	180	18	181	24.7
1.4i Berline / Break	1360	TU3	MA/5	10/97-07/98	SCL0231*	180	18	181	24.6
1.4i Break	1360	TU3	MA/5	02/94-09/97	SCL0221*	180	18	181	24.7
1.4D	1360	TUD3/Y	MA/5	07/94-07/96	SCL0192*	180	18	181	24.7
1.5 D	1527	TUD5/L3	MA/5	07/96-07/98	SCL0222*	180	18	181	24.6
1.6i Berline	1580	XU5JP XU5M	BE3/5	03/91-07/98	SCL0207	200	18	200	24.7
1.6i Break	1580	XU5JP	BE3/5	02/94-07/98	SCL0207	200	18	200	24.7
1.7D Berline / Break	1769	XUD7	BE3/5	09/92-02/98	SCL0193*	200	18	200	24.7
1.7D Berline	1769	XUD7	BE3/5	02/98-07/98	SCL0531*	200	18	200	24.6
1.8i Berline	1761	XU7JP	BE3/5	09/92-07/98	SCL0207	200	18	200	24.7
1.8i Break	1761	XU7JP	BE3/5	07/95-07/98	SCL0207	200	18	200	24.7
1.8i 16v. Berline / Break	1761	XU7JP4/L3	BE3/5	03/97-07/98	SCL0207	200	18	200	24.7
1.9i Volcane	1905	XU9JA/Z /K	BE3/5	03/91-08/92	SCL0207	200	18	200	24.7
1.9 D Berline / Break	1905	XUD9/9A/Y	BE3/5	09/92-02/98	SCL0193*	200	18	200	24.7
1.9 D Berline / Break	1905	XUD9/Y	BE3/5	03/98-07/98	SCL0525*	200	18	200	24.6
1.9 D Berline / Break	1905	XUD9A	BE3/5	03/98-07/98	SCL0531*	200	18	200	24.6
1.9 D Break	1905	XUD9/9A/Y	BE3/5	02/94-02/98	SCL0193*	200	18	200	24.7
1.9 D Entreprise N2E9/C4T/D8	1905	XUD9A		09/92-	SCL0193*	200	18	200	24.7
1.9 TD Berline	1905	XUD9TE	BE3/5	07/92-07/98	SCL0197*	215	18	215	-
1.9 TD Break	1905	XUD9TE	BE3/5	02/94-07/98	SCL0197*	215	18	215	-
2.0i Volcane	1998	XU10J2C	BE3/5	09/92-07/98	SCL0194*	215	18	215	24.7
2.0i 16v. 150hp 110kw 152hp 112kw	1998	XU10J4/Z	BE3/5	10/92-07/98	SCL0225	215	18	215	-
2.0i SX 16v.	1998	XU10J4RS	BE3/6	07/95-07/98	SCL0225	215	18	215	-

14 * Référence livrée avec centreur *Reference delivered with clutch alignment tool*



Référence en Kit 2 pièces

2 parts kit reference

	CC					Ø		Ø	Ø	
C15										
1.0	VDPL	954	XV8	BH3/4	11/86-05/88	SCL0211*	180	20	181	24.3
1.0	VDS	954	TU9/K	2CA20 /55	05/88-06/95	SCL0189*	180	18	181	24.7
1.1 E	VDPA PF	1124	XW7B1	BT67/79	10/84-05/88	SCL0211*	180	20	181	24.3
1.1 E	VDPS PT	1118	E1A	BM64/67	07/87-07/88	SCL0214*	180	18	181	24.5
1.1 E 1.1i E		1124	TU1/K TU1M	BT96 MA/5	07/88-09/97	SCL0189*	180	18	181	24.7
1.1i E		1124	TU1M/Z	MA/4 /5	10/97-02/01	SCL0231*	180	18	181	24.6
1.2 E		1218			11/86-06/87	SCL0211*	180	20	181	24.3
1.3 E		1294	G1A	BN66	07/87-07/88	SCL0214*	180	18	181	24.5
1.4E 1.4i E		1360	XY7 XY7CP/Z	2CA22 BT72	07/86-04/05/88	SCL0211*	180	20	181	24.3
1.4i E		1360	XY7CP/Z	BT72	05/05/88-07/89	SCL0189*	180	18	181	24.7
1.4E 1.4i E		1360	TU3.2/K /3M/Z	MA/5	02/91-09/97	SCL0189*	180	18	181	24.7
1.4E 1.4i E		1360	TU3.2/K /3M/Z	MA/5	10/97-02/01	SCL0231*	180	18	181	24.6
1.4E 1.4i E		1360	TU3TR/K	2CA22 /57	08/89-09/97	SCL0189*	180	18	181	24.7
1.4E 1.4i E		1360	TU3TR/K	2CA22 /57	10/97-02/01	SCL0231*	180	18	181	24.6
1.4E 1.4i E		1360	TU3A/K	2CA22 /57	05/88-09/97	SCL0189*	180	18	181	24.7
1.4E 1.4i E		1360	TU3A/K	2CA22 /57	10/97-07/91	SCL0231*	180	18	181	24.6
1.7 D		1769	XUD7	BE3/5	10/84-01/03/89	SCL0188*	200	18	200	24.5
1.7 D		1769	XUD7	BE3/5	02/03/89-11/01/98	SCL0193*	200	18	200	24.7
1.7 D		1769	XUD7	BE3/5	12/01/98-02/01	SCL0531*	200	18	200	24.6
1.9 D		1868	DW8B/W4	BE3/5	03/01-	SCL0525*	200	18	200	24.6
C25										
1.8 E / Autobus Autocar		1796	XM7T M4		11/81-02/94	SCL0226	215	21	215	30.2
1.9 D / Autobus Autocar		1905	XUD9A/K	2HE09	12/87-90	SCL0233	215	21	215	30.9
1.9 D / Autobus Autocar		1905	XUD9A/KAL/K	M5	09/90-02/94	SCL0233	215	21	215	30.9
2.0 E Camionnette -ch 673001		1971	XN1T(106)	M4	11/81-08/89	SCL0226	215	21	215	30.2
2.0 E Camionnette Ch- 673002		1971	XN1T(106)	M4	08/89-08/90	SCL0530	230	21	228	30.2
2.0 E Camionnette		1971	XN1T(170B) XN1TA(170C)	M5	09/90-02/94	SCL0530	230	21	228	30.2
2.0 E Châssis cabine		1971	XN1TA(170C)	M5	09/90-02/94	SCL0530	230	21	228	30.2
2.0 E Autobus Autocar -ch 673001		1971	XN1T(106)	M4	11/81-08/89	SCL0226	215	21	215	30.2
2.0 E Autobus Autocar Ch- 673002		1971	XN1T(106)	M4	08/89-08/90	SCL0530	230	21	228	30.2
2.0 E Autobus Autocar		1971	XN1TA CP(170D)	M5	09/90-02/94	SCL0530	230	21	228	30.2
2.0 E 4WD Autobus Autocar		1971	XN1TA CP(170D)	M5	09/90-02/94	SCL0196	235	21	228	30.2
2.5 D / 4WD Autobus Autocar		2500	U25/661	M5	07/87-02/94	SCL0196	235	21	228	30.2
2.5 TD Autobus Autocar / 4WD		2500	U25/673	M5	07/88-02/94	SCL0196	235	21	228	30.2
Jumper ...										
1.9 D 10Q 14Q Camionnette		1905	XUD9	ME5T	02/94-05/01/98	SCL0202	235	21	228	27
1.9 D 10Q 14Q Camionnette		1905	XUD9	ME5T/U	06/01/98-12/01	SCL0540*	235	21	228	27
1.9 D 10Q 14Q Autobus Autocar		1905	XUD9	ME5T/U	01/99-12/01	SCL0540*	235	21	228	27
1.9 TD 10Q 14Q Camionnette Châssis cabine / Autobus Autocar		1905	XUD9	ME5T	02/94-05/01/98	SCL0202	235	21	228	27
1.9 TD 10Q 14Q Camionnette Châssis cabine / Autobus Autocar		1905	XUD9UTF	ME5T/U	06/01/98-12/01	SCL0540*	235	21	228	27
1.9 TD 10Q 14Q Camionnette Autobus Autocar		1905	XUD9 (DHX)	ME5T/U	08/98-12/01	SCL0540*	235	21	228	27
1.9 TD 4WD		1905	XUD9 (D8C)	ME5T/U	07/97-12/01	SCL0540*	235	21	228	27
1.9 TD 4WD		1905	XUD9 (DHX)	ME5T/U	09/98-12/01	SCL0540*	235	21	228	27










* Référence livrée avec centreur

Reference delivered with clutch alignment tool



Référence en Kit 2 pièces










2 parts kit reference

	CC				 Kit 3P				
... Jumper									
2.0i 10Q 14Q 18Q Camionnette Châssis cabine	1998	XU10J2U	ME ML	02/94-12/01	SCL0540*	235	21	228	27
2.0i 10Q 14Q 18Q Autobus Autocar	1998	XU10J2U/W2	ME ML	02/94-12/01	SCL0540*	235	21	228	27
2.0i 10Q 14Q 4WD	1998	XU10J2U	ME5T/U	07/97-12/01	SCL0540*	235	21	228	27
2.0i 18Q Camionnette / Châssis cabine / Autobus Autocar	1998	XU10J2U	MG5T/U	02/94-08/98	SCL0541*	235	21	228	27.5
2.0i 18Q	1998	XU102CU/W2	MG5T/U	09/98-12/01	SCL0541*	235	21	228	27.5
2.0 HDi 85hp 63kw		DW10TD	MLUC	-06/06	5100002*	230	18	228	24.5
2.0 HDi 11Q 15Q Camionnette Châssis cabine / Autobus Autocar	1997	DW10UTD	MLUC	01/02-	SCL0539*	228	18	228	24.5
2.5 D 10Q 14Q 18Q Camionnette Châssis cabine / Autobus Autocar	2446	DJ5(T9A)	ME ML5T	02/94-12/01	SCL0203	235	21	228	27
2.5 D 4WD 14Q 18Q Camionnette / Châssis cabine Autobus Autocar	2446	DJ5(T9A)	ME ML5T	07/96-12/01	SCL0203	235	21	228	27
2.5 D 14Q 18Q Camionnette Châssis cabine / Autobus Autocar	2446	DJ5(T9A)	MG5T/U	02/94-08/98	SCL0204	242	21	228	27.5
2.5 D 18Q 4WD Camionnette Châssis cabine / Autobus Autocar	2446	DJ5(T9A)	MG5T/U	07/97-12/01	SCL0204	242	21	228	27.5
2.5 TD 10Q 14Q 18Q Camionnette / Châssis cabine/ Autobus Autocar / 4WD	2446	DJ5T	MG5T/U	02/94-08/98	SCL0205	242	21	242	27.5
2.5 TDi 10Q 14Q 18Q Camionnette / Châssis cabine Autobus Autocar / 4WD	2446	DJ5TED	MG5T/U	07/96-12/01	SCL0205	242	21	242	27.5
Jumpy									
<small>NEW</small> 1.6i	1580	SPi	BE3/3R	06/95-12/06	5100006	215	18	215	
1.9 D	1905	XUD9A	BE3/5N	09/95-05/01/98	SCL0229*	215	18	215	24.7
1.9 D	1868	XUD9A	BE3/5N	06/01/98-07/01	SCL0535*	215	18	215	24.6
1.9 D	1868	DW8/L3/W3	BE3/5N /R BE4R	01/01-08/01	SCL0535*	215	18	215	24.6
1.9 D Camionnette	1868	DW8/L3 /W3	BE3/5	06/05/98-	SCL0535*	215	18	215	24.6
1.9 D / Camionnette	1868	DW8B/L4	BE4R	09/01-12/03	SCL0548*	215	18	215	24.5
1.9 TD / Camionnette	1905	XUD9TF/W3 XUD9BTF/L3	ML5E /T	04/96-12/03	SCL0538*	235	21	228	26.4
1.9 TD / Camionnette / Châssis cabine	1905	XUD9TF/W3	ME5K	09/95-04/96	SCL0199	235	21	228	26.4
1.9 TD Châssis cabine	1905	XUD9TF/W3	ML5E /T	10/99-12/03	SCL0538*	235	21	228	26.4
2.0i 16v. / Camionnette	1997	EW10J4/L4	BE4R	09/00-12/03	SCL0526*	230	18	228	24.5
2.0 HDi 95hp 70kw / Camionnette / Châssis cabine	1997	DW10BTED	ML5C /5T	10/99-	SCL0544*	235	21	228	26.6
2.0 HDi 110hp 81kw	1997	DW10ATED4L3	ML5C /5T	09/00-12/03	SCL0528*	228	21	225	26.6
2.0 HDi 110hp 81kw	1997	DW10CTED	ML5C /5T	01/02-12/03	SCL0528*	228	21	225	26.6
2.0 HDi 110hp 81kw	1997	DW10ATED+L4	ML5CD /5CI	01/04-	SCL0528*	228	21	225	26.6
2.0 HDi 110hp 81kw Camionnette	1997	DW10ATED+L4	ML5CD /5CI	01/04-	SCL0528*	228	21	225	26.6
2.0 HDi 136hp 100kw	1997	DW10BTED/W4	ML5C	-12/06	5100002*	230	18	228	24.5

16 * Référence livrée avec centreur *Reference delivered with clutch alignment tool*



Référence en Kit 2 pièces *2 parts kit reference*

	CC				 Kit 3P				
DACIA									
1300									
1.3 Berline	1289	810	4 vit.	01/82-05/83	SCL4098*	180	20	181	23.8
1.3 Break	1289	810	4 vit.	01/82-05/83	SCL4098*	180	20	181	23.8
1310									
1.3 Berline	1289	810	4 vit.	05/83-	SCL4098*	180	20	181	23.8
1.3 Break	1289	810	4 vit.	05/83-	SCL4098*	180	20	181	23.8
Duster									
1.4 4WD	1397	RE14	2X4	04/84-	SCL4098*	180	20	181	23.8
1.6 D 4WD	1595	F8M	2X4	12/89-01/99	SCL4104*	180	26	181	26.4
Shifter									
1.4	1397			12/81-93	SCL4098*	180	20	181	23.8
Logan (➤ RENAULT page 71)									
Sandero (➤ RENAULT page 74)									

DACIA










* Référence livrée avec centreur

Reference delivered with clutch alignment tool












Référence en Kit 2 pièces

2 parts kit reference

	CC				 Kit 3P				
FIAT									
127									
0.9 / Commerciale	903	100GL	5M	03/71-06/81	SCL6395	170	20	170	23.5
0.9 / Commerciale	903	127GL.000	5M	03/71-12/86	SCL6395	170	20	170	23.5
1.05 127A5	1049	127A.000		85-12/86	SCL6394	180	17	181	28.2
1.05 Panorama 147AA43P	1049	127A.000		86-12/86	SCL6394	180	17	181	28.2
128									
1.1	1116	128A.000	4M	03/74-12/80	SCL6394	180	17	181	28.2
1.1 Familiare	1116	128A.000	4M	03/74-12/75	SCL6394	180	17	181	28.2
1.3	1290	128A1.000	4M	03/69-07/80	SCL6394	180	17	181	28.2
1.3 Familiare	1290	128A1.000	4M	03/69-07/80	SCL6394	180	17	181	28.2
1.3 Rallye	1290	128AR.000		03/74-80	SCL6394	180	17	181	28.2
Brava Bravo									
1.4i 12v. / Soci�t�	1372	182A3.000	C514	06/95-09/98	SCL6852	200	20	190	30.2
1.4i 12v. / Soci�t�	1372	182A5.000	C514	06/95-09/98	SCL6852	200	20	190	30.2
1.9 D	1929	160A7.000	C513	06/95-09/98	SCL6856	200	20	200	28.2
Cinquecento									
0.9	899	170A1.000	C510	06/92-06/93	SCL6395	170	20	170	23.5
0.9	899	170A1.046	C510	01/92-02/98	SCL6395	170	20	170	23.5
0.9 0.9i	899	1170A1.046	C510	01/92-02/98	SCL6395	170	20	170	23.5
1.1i Hobby	1108	176B2.000	C514	10/94-02/98	SCL6398	180	20	181	23.5
1.1i Sporting	1108	176B2.000	C514	10/94-02/98	SCL6433	180	20	181	23.8
Croma									
2.0ie Turbo	1995	154A2.000	C503	10/85-12/90	SCL6396	230	20	228	28.2
2.0ie Turbo 154AM	1995	154A2.046	C503	05/86-12/90	SCL6396	230	20	228	28.2
2.0ie Turbo	1995	154C4.000	C503	01/91-12/92	SCL6396	230	20	228	28.2
2.0ie Turbo	1995	154C4.046	C503	01/91-08/96	SCL6396	230	20	228	28.2
2.0 TDid	1929	154C6.000	C503	01/91-12/92	SCL6440	230	20	228	28.2
2.0 TDid	1929	154D1.000	C503	11/92-12/96	SCL6440	230	20	228	28.2
2.0 TDid	1929	154B	5M	07/88-12/90	SCL6440	230	20	228	28.2
2.4 TD Ch- 900834	2445	8144-91	C503	-06/88	SCL6440	230	20	228	28.2
2.5 V6	2492	834G.000	5M	06/93-08/96	SCL6396	230	20	228	28.2
2.5 TD 154AR55A	2500	8144-97	C503	07/88-12/90	SCL6440	230	20	228	28.2
Marea									
1.4i 12v./ Week End	1372	182A3.000	C514	07/96-01/99	SCL6852	200	20	190	30.2
Panda ...									
0.75 / Cityvan	769	141B.000	4 5M	04/91-07/92	SCL6395	170	20	170	23.5
0.75 sauf Break	769	156A4.000	4 5M C501	03/86-07/92	SCL6395	170	20	170	23.5
0.8 / Commerciale	843	100GL6.000	C501	01/82-02/86	SCL6395	170	20	170	23.5
0.9	903	146A.048	5M	06/89-03/92	SCL6395	170	20	170	23.5
0.9 / Commerciale	903	100GL3.000	4M 5M C501	07/80-03/92	SCL6395	170	20	170	23.5
0.9ie	899	1170A1.046	C501	10/83-08/03	SCL6395	170	20	170	23.5
0.9ie / Commerciale	899	1170A1.046F	C501	04/92-08/03	SCL6395	170	20	170	23.5
1.0 1.0 Commerciale	999	156A2.000	4M 5M C501	03/86-12/92	SCL6395	170	20	170	23.5
1.0 4WD	999	156A2.000	5M	04/91-08/03	SCL6395	170	20	170	23.5
1.0 / Commerciale / Van	999	156A2.100	4M 5M	04/91-12/92	SCL6395	170	20	170	23.5
1.0 Cat.	999	156A2.100	C501 5M	01/93-08/03	SCL6395	170	20	170	23.5
1.0 Van / 4WD	999	156A3.000	5M C501	03/86-02/91	SCL6395	170	20	170	23.5
1.0 4WD	965	A112B1.054	5M C501	06/83-02/86	SCL6395	170	20	170	23.5



	CC				 Kit 3P				
... Panda									
1.0ie / Cat.	999	141C2.000	C501 5M	01/93-08/03	SCL6395	170	20	170	23.5
1.0ie Van	999	156A2.246	C501 4M 5M	01/93-08/03	SCL6395	170	20	170	23.5
1.1 Cityvan	1108	156C.046	C501	04/91-	SCL6398	180	20	181	23.5
1.1ie / 4WD	1108	156C.046	5M C501	06/89-02/02	SCL6398	180	20	181	23.5
1.1ie / 4WD	1108	176B2.000	5M C501	07/92-02/02	SCL6398	180	20	181	23.5
1.2i	1262	188A4.000	C530	09/03-	SCL6433	180	20	181	23.8
Punto									
1.1i / Soci�t�	1108	176A6.000	C510 C514/6	07/93-04/97	SCL6433	180	20	181	23.8
1.1i / Soci�t� / Van	1108	176B2.000	C510 C514/6	10/94-09/99	SCL6433	180	20	181	23.8
1.2i 60 1.2i Soci�t�	1242	176A7.000	C514	07/93-04/97	SCL6433	180	20	181	23.8
1.2i 60 1.2i Soci�t�	1242	176B4.000	C514	06/95-09/99	SCL6433	180	20	181	23.8
1.7 TD	1697	176A3.000	C510	07/93-04/97	SCL6442	215	20	200	28.2
1.7 TD / Soci�t� / TD Van	1697	176A3.000F	C510	06/95-09/99	SCL6442	215	20	200	28.2
1.7 TD / Soci�t�	1697	176A5.000	C510	07/93-09/99	SCL6442	215	20	200	28.2
1.7 TD van	1697	176A5.000	C510	10/94-09/99	SCL6442	215	20	200	28.2
Regata									
1.1 60	1116	146A4.000	4M	07/86-90	SCL6394	180	17	181	28.2
1.3 70 70S	1301	138B2.000	4M 5M	09/83-06/86	SCL6394	180	17	181	28.2
1.3 70 70S	1301	149A7.000	4M 5M	09/83-06/86	SCL6394	180	17	181	28.2
1.3 70 70S sauf Week end 138AX54	1301	149A7.000	5M	07/86-	SCL6399	180	20	181	28.2
1.3 70 S Week End Ch-7272790	1301	149A7.000	5M	-90	SCL6400	190	20	190	28.2
1.5 75S Ch- 7272791	1498	138C3.048	5M	10/85-	SCL6400	190	20	190	28.2
1.5 75ie	1498	138C2.048	5M	10/85-90	SCL6400	190	20	190	28.2
1.6 85S 138AU54 Ch-7272791	1585	149A.000	5M	07/86-90	SCL6400	190	20	190	28.2
1.9 TD	1929	831D1.000	5M	09/86-90	SCL6401	215	20	215	28.7
1.9 TD Week End	1929	831D1.000	5M	09/87-90	SCL6401	215	20	215	28.7
Ritmo									
1.0 60	1049	127A6.000	4M	02/80-10/82	SCL6394	180	17	181	28.2
1.0 Commerciale	1049	127A6.000	4M	11/82-03/85	SCL6394	180	17	181	28.2
1.1 / Commerciale	1116	138A.000	4M 5M	05/78-10/82	SCL6394	180	17	181	28.2
1.1 / Commerciale	1116	138B.000 B1.000	4M 5M	11/82-03/85	SCL6394	180	17	181	28.2
1.1 / Commerciale	1116	138C1.000	5M	04/85-88	SCL6394	180	17	181	28.2
1.1 / Break	1116	146A	4M 5M	04/85-88	SCL6394	180	17	181	28.2
1.3 65	1301	138A1.000	4M 5M	05/78-10/82	SCL6394	180	17	181	28.2
1.3 70 / CL	1301	138B2.000	5M	11/82-87	SCL6394	180	17	181	28.2
1.3 70 CL	1301	149A7.003	5M	04/85-87	SCL6394	180	17	181	28.2
1.3 75 S 138A2	1301	128A3.000	5M	01/81-10/82	SCL6394	180	17	181	28.2
1.5 75 CLie 75 Sie 138A	1498	138C2.048	5M	04/85-88	SCL6400	190	20	190	28.2
1.5 75 CLie 75 Sie Cat. 138A	1498	138C2.048	5M	04/85-88	SCL6400	190	20	190	28.2
1.5 85S 138A2S -M 4378021	1498	138AE.000	5M	01/81-	SCL6394	180	17	181	28.2
1.5 Bertone 138AS -M 4378021	1498	138A2.000 138A4.000	5M	03/83-	SCL6394	180	17	181	28.2
1.9 TD Turbo DS	1929	831D1.000	5M	05/87-88	SCL6401	215	20	215	28.7










* R f rence livr e avec centreur

Reference delivered with clutch alignment tool



R f rence en Kit 2 pi ces

2 parts kit reference










	CC				 Kit 3P				
Seicento									
0.9i / Van	899	1170A1.046/F	5M	03/98-	SCL6395	170	20	170	23.5
1.1i Berline / Van 187AXB	1108	176B2.000	5M	03/98-08/00	SCL6433	180	20	181	23.8
Tempra									
1.4 Berline	1372	159A2.000	C513	11/89-02/93	SCL6399	180	20	181	28.2
1.4 SW	1372	159A2.000	C513	04/90-02/93	SCL6400	190	20	190	28.2
1.4ie	1372	160A1.046	C513	02/90-96	SCL6399	180	20	181	28.2
1.4ie SW	1372	160A1.046	C513	04/90-96	SCL6400	190	20	190	28.2
1.4ie Pop	1372	836A4.000	C513	01/95-96	SCL6399	180	20	181	28.2
1.6 Berline	1585	159A3.000	C513	11/89-96	SCL6400	190	20	190	28.2
1.6 SW	1585	159A3.000	C513	04/90-96	SCL6400	190	20	190	28.2
1.6ie Berline / SW	1581	159A3.046	C513	11/89-02/93	SCL6400	190	20	190	28.2
1.6ie Berline / SW	1581	159A3.048	C513	02/90-94	SCL6400	190	20	190	28.2
1.6ie Berline / SW	1581	159B9.000	C513	07/94-96	SCL6400	190	20	190	28.2
1.6ie Berline / SW SW Commerciale	1581	835C1.000	C513	03/93-96	SCL6400	190	20	190	28.2
1.9 D Berline / Break	1929	160A7.000	C513	11/89-96	SCL6856	200	20	200	28.2
1.9 TD Berline / SW	1929	160A6.000 160D1.000	C510	03/93-96	SCL6401	215	20	215	28.7
1.9 TDs Berline / SW	1929	160A6.000	C510	03/93-96	SCL6401	215	20	215	28.7
1.9 TDs Berline / SW	1929	160A6.046	C510	11/89-02/93	SCL6401	215	20	215	28.7
1.9 TDs Berline / SW	1929	160B6.046	C510	04/90-02/93	SCL6401	215	20	215	28.7
1.9 TDs Entreprise	1929	160A6.000	C510	03/93-96	SCL6401	215	20	215	28.7
2.0ie SW 4WD 159AP55W	1995	159A6.046	C510	03/92-96	SCL6396	230	20	228	28.2
Tipo									
1.1	1108	160A3.000	C513	01/88-02/93	SCL6399	180	20	181	28.2
1.4	1372	159A2.000	5M	03/93-95	SCL6399	180	20	181	28.2
1.4 / Commerciale	1372	160A1.000	5M 5-7CV	07/89-02/93	SCL6399	180	20	181	28.2
1.4ie	1372	160A1.046	5M	01/88-12/94	SCL6399	180	20	181	28.2
1.4ie / Commerciale	1372	836A4.000	5M	07/94-95	SCL6399	180	20	181	28.2
1.6 1.6ie 160AZ55	1581	159A3.000	C513	01/88-95	SCL6400	190	20	190	28.2
1.6 / Commerciale	1581	160A2.000	C513 5M	01/88-02/93	SCL6400	190	20	190	28.2
1.6ie	1581	160A2.	5M	01/88-02/93	SCL6400	190	20	190	28.2
1.6ie	1581	835C1.000	C513 5M	03/93-95	SCL6400	190	20	190	28.2
1.7 D 160AG 160EG	1697	149B4.000	C513	01/88-01/95	SCL6856	200	20	200	28.2
1.7 D Commerciale 160AG	1697	149B4.000	C513	07/89-01/95	SCL6856	200	20	200	28.2
1.9 D 160AH 160AE	1929	160A7.000	C510 C513	10/89-95	SCL6856	200	20	200	28.2
1.9 TD	1929	160A6.000	C510	03/93-95	SCL6401	215	20	215	28.7
1.9 TDs	1929	160B6.046	5M	06/90-02/93	SCL6401	215	20	215	28.7
1.9 TDs / Commerciale	1929	160A6	C510 5M	01/88-95	SCL6401	215	20	215	28.7
Ulysse ...									
1.8ie / Société	1761	LFW	5M	03/96-01/98	SCL0200	215	18	215	24.7
1.8ie / Société	1761	LFW	5M	01/98-08/02	SCL0208	215	18	215	24.6
1.9 TD	1905	XUD9TEF/K/Y	5M	06/94-27/04/96	SCL0199	235	21	228	26.4
1.9 TD	1905	XUD9TEF/K/Y	5M	28/04/96-08/02	SCL0538*	235	21	228	26.4
1.9 TD	1905	XUD9TEF/L3	5M	07/96-08/02	SCL0538*	235	21	228	26.4
2.0i 16v.	1998	EW10J4/L4	5M	10/98-08/02	SCL0228	235	21	228	26.4
2.0i 16v.	1998	EW10J4/L4	BE4/JJ	09/02-	SCL0526*	230	18	228	24.5
2.0ie 16v. 220A	1998	RFV	ML5	10/98-08/02	SCL0208	215	18	215	24.6
2.0ie / Société 220AC	1998	RFU	5M	06/94-01/98	SCL0200	215	18	215	24.7
2.0ie / Société 220AC	1998	RFU	5M	01/98-08/02	SCL0208	215	18	215	24.6
2.0ie Turbo 220	1998	RGX	ML5	06/94-02/97	SCL0201	235	21	228	26.4
2.0ie Turbo 220	1998	RGX	ML5	02/97-08/02	SCL0186	235	21	228	26.4

20 * Référence livrée avec centreur *Reference delivered with clutch alignment tool*



Référence en Kit 2 pièces

2 parts kit reference

	CC				 Kit 3P					
... Ulysse										
2.0 JTD	220AN5	1997	RHZ DW10ATED4	5M	10/99-08/02	SCL0528*	228	21	225	26.6
2.0 JTD		1997	DW10ATED4	ML5C	09/02-05/03	SCL0528*	228	21	225	26.6
2.1 TD / Société	220AJ	2088	P8C	ML5	03/96-08/02	SCL0186	235	21	228	26.4
2.2 JTD 16v.		2179	DW12ATED4/L4	ML5C	09/02-	SCL0543*	245	21	242	26.6
Uno										
0.9 / Commerciale		903	146A/1	C501	01/83-09/92	SCL6395	170	20	170	23.5
1.0		994	146B4.000	5M	10/89-12/93	SCL6398	180	20	181	23.5
1.0 / Fire / Commerciale		999	156A2	C501	10/85-12/93	SCL6395	170	20	170	23.5
1.0i Mondo		999	156A2.246	C501	10/89-12/92	SCL6395	170	20	170	23.5
1.0ie 45		999	156A2.246	C501	10/89-12/93	SCL6395	170	20	170	23.5
1.1 55		1116	138B.000	C501	04/83-11/85	SCL6398	180	20	181	23.5
1.1 55 S		1116	138B.000	C506	11/85-89	SCL6394	180	17	181	28.2
1.1 60		1116	146A4.000	C506	11/85-89	SCL6394	180	17	181	28.2
1.1 60		1116	146A4.000	C510	11/85-89	SCL6398	180	20	181	23.5
1.1		1116	146A6.000	C510	10/89-12/92	SCL6398	180	20	181	23.5
1.1 60 S		1108	160A3.000	C513	10/89-12/92	SCL6398	180	20	181	23.5
1.1 Mondo		1108	160A3.000	C514	01/98-10/02	SCL6433	180	20	181	23.8
1.1ie		1108	156C.046	C501	04/91-06/92	SCL6398	180	20	181	23.5
1.1ie		1108	156C.046	C513	04/91-06/92	SCL6399	180	20	181	28.2
1.1ie		1108	156C.046	C514	07/92-12/93	SCL6433	180	20	181	23.8
1.3 70 / Commerciale -ch 1906296		1301	138B2.000	C510	04/83-	SCL6398	180	20	181	23.5
1.3 70 / Commerciale Ch- 1906297		1301	138B2.000	C510	-89	SCL6394	180	17	181	28.2
1.3ie T Ch- 7130387		1301	146A2.000	C513	-89	SCL6400	190	20	190	28.2
1.4		1372	146C2.028	C510	10/89-12/93	SCL6399	180	20	181	28.2
1.4ie 70 / Commerciale		1372	146A7 146C1/2	C510	10/89-12/93	SCL6399	180	20	181	28.2
1.4ie 70 / Commerciale		1372	160A1	C510	09/89-12/92	SCL6399	180	20	181	28.2
1.4ie		1372	146C1.046	C510	10/89-12/93	SCL6399	180	20	181	28.2
1.4 TD / Commerciale Ch-7344767		1367	146B3.000	5M	-07/93	SCL6397	200	20	200	28.2
1.5ie 75S		1498	149C1.000	C514	10/89-12/92	SCL6400	190	20	190	28.2
1.7 D / Commerciale Ch-0539856		1697	149B2 149B3	C513	-08/95	SCL6397	200	20	200	28.2
1.7 D 1.7 D Mondo		1697	146B2.000	C513	10/89-	SCL6397	200	20	200	28.2
1.9 D		1929	149B5.046	5M	07/90-03/94	SCL6856	200	20	200	28.2
X1/9										
1300		1290	128A1.000	4	04/74-78	SCL6394	180	17	181	28.2
Ducato 81-94 ...										
1.8 10Q 14Q -ch 0694033	280	1796	169B	C504	01/82-	SCL0226	215	21	215	30.2
1.8 10Q 14Q Ch-0694034	280	1796	169B	C504	-12/88	SCL0530	230	21	228	30.2
1.8 10Q 14Q -ch 0793676	280	1796	169B	C504	01/82-	SCL0226	215	21	215	30.2
1.8 10Q 14Q Ch-0793677	280	1796	169B	C504	-12/88	SCL0530	230	21	228	30.2










* Référence livrée avec centreur

Reference delivered with clutch alignment tool












Référence en Kit 2 pièces

2 parts kit reference

	CC				 Kit 3P				
... Ducato 81-94									
2.0 75hp 55kw -ch 0694033 280 Camionnette Châssis cabine Panorama	1971	170B	C504	07/85-	SCL0226	215	21	215	30.2
2.0 75hp 55kw Ch-0694034 280 Camionnette Châssis cabine Panorama	1971	170B	C504	-08/90	SCL0530	230	21	228	30.2
2.0 75hp 55kw -ch 0793675 280 Camionnette Châssis cabine Panorama	1971	170B	C504	07/85-	SCL0226	215	21	215	30.2
2.0 75hp 55kw Ch-0793676 280 Camionnette Châssis cabine Panorama	1971	170B	C504	-08/90	SCL0530	230	21	228	30.2
2.0 80hp 58kw Camionnette 280 -ch 0694033 Panorama	1971	170B	C504	01/82-	SCL0226	215	21	215	30.2
2.0 80hp 58kw Camionnette 280 Ch-0694034 Panorama	1971	170B	C504	-08/90	SCL0530	230	21	228	30.2
2.0 80hp 58kw Camionnette 280 -ch 0793675 Panorama	1971	170B	C504	01/82-	SCL0226	215	21	215	30.2
2.0 80hp 58kw Camionnette 280 Ch-0793676 Panorama	1971	170B	C504	-08/90	SCL0530	230	21	228	30.2
2.0 85hp 62kw Camionnette 280 -ch 0694033 Châssis cabine	1971	170D	C504	01/82-	SCL0226	215	21	215	30.2
2.0 85hp 62kw Camionnette 280 Ch-0694034 Châssis cabine	1971	170D	C504	-08/90	SCL0530	230	21	228	30.2
2.0 85hp 62kw Camionnette 280 -ch 0793675 Châssis cabine	1971	170D	C504	01/82-	SCL0226	215	21	215	30.2
2.0 85hp 62kw Camionnette 280 Ch-0793676 Châssis cabine	1971	170D	C504	-08/90	SCL0530	230	21	228	30.2
2.0 85hp 62kw 290 Châssis cabine	1971	170D	C504	07/90-01/94	SCL0530	230	21	228	30.2
2.5 D 10Q 14Q /4WD 280 Camionnette Châssis cabine Panorama	2445	CRD93	C504	11/81-01/94	SCL0191*	235	21	228	30.2
Ducato 94-03/02									
1.9 D 10Q 14Q 230	1905	XUD9A/K(D9B)	ML5	06/98-12/01	SCL0538*	235	21	228	26.4
1.9 TD 10Q 14Q / Camionnette 230	1905	XUD9TEF/W3	ML5	06/98-12/01	SCL0538*	235	21	228	26.4
2.0 10Q Camionnette 230 Châssis cabine Autobus Autocar	1998	XU102CU/W2	ME5T	02/94-12/01	SCL0540*	235	21	228	27
2.0i 10Q 14Q Camionnette 230 (long. butée 25.5 mm)	1998	XU10J2U/W2	ME5T	02/94-01/98	SCL0228	235	21	228	26.4
2.0i 10Q 14Q Camionnette 230 Châssis cabine / 4WD / Autobus Autocar	1998	XU10J2U/W2	ME5T	02/94-12/01	SCL0540*	235	21	228	27
2.0i 18Q Camionnette 230 Châssis cabine / 4WD Autobus Autocar	1998	XU10J2U/W2	MG5T	02/94-12/01	SCL0541*	235	21	228	27.5
2.5 D 18Q Camionnette Châssis cabine / 4WD Autobus Autocar 230CD/DE	2499	8140-67	MG5T	02/94-12/01	SCL6441	235	21	235	27.2
2.5 TDi 4WD 230	2499	8140-47R	MG5T	02/94-12/01	SCL6441	235	21	235	27.2
2.5 TDi Camionnette 230 Châssis cabine Autobus Autocar Panorama	2499	8140-47R	ME5T MG5T	02/94-12/01	SCL6441	235	21	235	27.2
2.5 TDi Camionnette 230/ 4WD / Châssis cabine / 4WD Autobus Autocar / Panorama	2499	8140-47	MG5T	02/94-12/01	SCL6441	235	21	235	27.2
2.8 D 18Q Camionnette 230CI Châssis cab./Autobus Autocar/4WD	2798	8140-63	MG5T	06/98-12/01	SCL6441	235	21	235	27.2



	CC				 Kit 3P				
Ducato 03/02-06/06									
2.0 JTD Camionnette 244 Autobus Autocar 5	1997	RHV	ML5	01/02-	SCL0539*	228	18	228	24.5
2.0 JTD 11Q 15Q 244 Camionnette Châssis cabine Autobus Autocar	1997	RHV	ML5	01/02-	SCL0539*	228	18	228	24.5
Fiorino									
0.9	903	127GL.000	C501	09/78-01/85	SCL6395	170	20	170	23.5
1.05 127	1049	127A.000	C506	07/80-87	SCL6394	180	17	181	28.2
1.05 Jolly 147AA53 Ch-8747987	1049	127A.000	5M	10/86-89	SCL6394	180	17	181	28.2
1.4ie / Camionnette Pick-up Ch-8475117	1372	146C5 146D5	C513	-09/00	SCL6400	190	20	190	28.2
1.6i 1.6ie / Pick-up	1581	146C6 146D6	C513	08/93-09/00	SCL6400	190	20	190	28.2
1.7 D Camionnette 146RD 57hp 42kw Conduite à droite	1697	146B2.000	C513	10/93-09/00	SCL6856	200	20	200	28.2
1.7 D Camionnette 146RD 57hp 42kw 60hp 44kw 63hp 46kw Conduite à gauche Pick-up Ch- 8475740	1697	146B2.000	C513	-09/00	SCL6856	200	20	200	28.2
Marengo									
1.9 D	1929	160A7.000	C513	11/89-01/95	SCL6856	200	20	200	28.2
1.9 TD	1929	160A6.000	C510	03/93-01/95	SCL6401	215	20	215	28.7
1.9 TDs	1929	160A6.000	C510	11/89-02/93	SCL6401	215	20	215	28.7
Scudo									
1.9 D	1905	XUD9A/K	5M	07/95-01/98	SCL0229*	215	18	215	24.7
1.9 D	1905	XUD9A/K	5M	02/98-	SCL0535*	215	18	215	24.6
1.9 D	1905	DW8/W3	5M	05/98-05/00	SCL0535*	215	18	215	24.6
1.9 D Camionnette	1905	XUD9A/K	5M	07/95-01/98	SCL0229*	215	18	215	24.7
1.9 D Camionnette	1905	XUD9A/K	5M	02/98-	SCL0535*	215	18	215	24.6
1.9 D Break / Camionnette	1905	DW8/W3	BE4R	09/01-12/03	SCL0548*	215	18	215	24.5
1.9 TD/ Eco	1905	XUD9TEF/K	5M	07/95-04/96	SCL0199	235	21	228	26.4
1.9 TD Camionnette	1905	XUD9TEF/K	5M	07/95-04/96	SCL0199	235	21	228	26.4
2.0 JTD 95hp 70kw 220XP50	1997	RHX	5M	02/00-05/01	SCL0232	235	21	228	26.6
2.0 JTD 95hp 70kw 220XP50	1997	RHX	5M	06/01-05/03	SCL0539*	228	18	228	24.5
2.0 JTD 95hp 70kw 220	1997	DW10BTED/L4	5M	01/04-	SCL0539*	228	18	228	24.5
2.0 JTD 110hp 81kw 220XN50	1997	RHZ	ML5	01/01-05/03	SCL0528*	228	21	225	26.6
2.0 JTD 110hp 81kw 220	1997	DW10BTED	5M	01/04-	SCL0528*	228	21	225	26.6
Strada									
1.1	1116	146A4.000	4M	04/85-88	SCL6394	180	17	181	28.2
1.3 70	1301	149A7.003	5M	04/85-88	SCL6394	180	17	181	28.2
Talento									
2.0 Camionnette 290U4	1929	170B	C504	03/89-03/94	SCL0530	230	21	228	30.2
2.0 Châssis cabine 290UA4 /T4	1929	170B	C504	03/89-03/94	SCL0530	230	21	228	30.2
2.0 Super Bus 290UEH4	1929	170B	C504	03/89-03/94	SCL0530	230	21	228	30.2










* Référence livrée avec centreur

Reference delivered with clutch alignment tool












Référence en Kit 2 pièces

2 parts kit reference

	CC				 Kit 3P				
FORD									
Anciens modèles									
1.6 Cortina GLS Ghia Mk IV/V	1592			09/76-10/82	SCL6404	215	23	215	34.3
2.0 Cortina Mk IV / V	1993			09/76-10/82	SCL6404	215	23	215	34.3
Capri I II III S									
1.6 Ohc	1592	LEN	4M	01/78-04/87	SCL6404	215	23	215	34.3
1.6 Ohc GT LS S Laser	1593	LAC LAN	4M	02/79-04/87	SCL6404	215	23	215	34.3
2.0	1993	NE3 / NEN	4M	01/78-04/87	SCL6404	215	23	215	34.3
2.0	1993	NYL	4M	08/81-04/87	SCL6404	215	23	215	34.3
Consul									
1.7 Berline / Break / Coupé	1699			02/72-	SCL6404	215	23	215	34.3
2.0 66kw 90hp 66kw	1981			09/74-	SCL6404	215	23	215	34.3
2.0 73kw 99hp 73kw / Coupé	1993			02/72-	SCL6404	215	23	215	34.3
Escort ...									
1.1 Berline / Break	1117	GLA /MA /PA		08/80-02/86	SCL6402*	180	17	165	30.2
1.1 Berline	1117	GSG		01/86-09/90	SCL6403*	190	17	190	30.2
1.1 Berline	1118	GUF	B5	09/90-03/91	SCL6409	190	17	190	30.2
1.1 Break	1117	GSG		08/86-09/90	SCL6403*	190	17	190	30.2
1.1 Camionnette	1117	GLA		08/80-02/86	SCL6403*	190	17	190	30.2
1.1 Camionnette	1117	GSG		08/86-09/90	SCL6403*	190	17	190	30.2
1.3 Berline / Break / Camionnette	1297	JLA	T W	01/86-09/90	SCL6403*	190	17	190	30.2
1.3 Berline / Break / Camionnette	1296	JPA		08/80-02/86	SCL6403*	190	17	190	30.2
1.3 Berline / Camionnette	1299	JBD JBE	B5	09/90-12/94	SCL6409	190	17	190	30.2
1.3 Cabriolet	1296	JPA		08/83-02/86	SCL6403*	190	17	190	30.2
1.3i 3/4/5ptes / Express	1299	J6A	B5	05/91-07/95	SCL6409	190	17	190	30.2
1.3i 3/4/5ptes Break / Express	1299	J6A J4	B5	08/95-09/01	SCL6451	190	17	180	34.4
1.3i Break	1299	J6A	B5	09/92-07/95	SCL6409	190	17	190	30.2
1.4 Berline / Break / Cabriolet	1392	FUA	W	01/86-09/90	SCL6403*	190	17	190	30.2
1.4 Berline	1392	FUH	B5	09/90-12/94	SCL6410	190	17	190	30.2
1.4i Berline / Break	1392	FU	W	01/86-09/90	SCL6403*	190	17	190	30.2
1.4i 3/4/5ptes Break / Express / Cabriolet	1392	F6F F6G	B5	09/90-12/94	SCL6410	190	17	190	30.2
1.4i 3/4/5ptes Break / Express / Cabriolet	1392	F4B	B5	01/95-07/95	SCL6410	190	17	190	30.2
1600 Mexico	1593	L3	4M	12/75-08/76	SCL6404	215	23	215	34.3
1.6 / Break	1597	LUC	W	01/86-09/90	SCL6407	220	17	220	30.2
1.6i Berline / Break / Cabriolet	1597	LJF LJE	B5	09/90-01/92	SCL6411	220	17	220	30.2
1.6i Berline / Break / Cabriolet	1597	LJF LJE	B5	09/90-01/92	SCL6864	220	21	220	32.6
1.6i 3/5ptes / Cabriolet	1597	L1K	B5	01/95-04/97	SCL6408	220	17	220	30.2
<small>NEW</small> 1.6i 3/5ptes / Cabriolet	1597	L1K	B5	01/95-04/97	5106001	220	17	220	32.6
1.6 RS Turbo	1597	LNB		01/86-08/90	SCL6407	220	17	220	30.2
1.6i 16v. XR3	1597	LIH L1K	B5	01/95-04/97	SCL6408	220	17	220	30.2
<small>NEW</small> 1.6i 16v. XR3	1597	LIH L1K	B5	01/95-04/97	5106001	220	17	220	32.6
1.6i XR3 / Cabriolet	1597	LRB	W	01/86-09/90	SCL6407	220	17	220	30.2
1.6i XR3	1597	R7		07/89-09/90	SCL6407	220	17	220	30.2
1.6i 16v. 3/5 ptes	1597	LUJ LUK LIE	B5 BC	09/90-12/94	SCL6411	220	17	220	30.2
1.6i 16v. 3/5 ptes	1597	LUJ LUK LIE	B5 BC	09/90-12/94	SCL6864	220	21	220	32.6
1.6i 16v. 3/4/5ptes	1597	LIH	B5	01/95-04/97	SCL6408	220	17	220	30.2
<small>NEW</small> 1.6i 16v. 3/4/5ptes	1597	LIH	B5	01/95-04/97	5106001	220	17	220	32.6
1.6i 16v. 4 ptes / Break	1597	LUJ LUK	B5	09/90-12/94	SCL6411	220	17	220	30.2
1.6i 16v. Break	1597	LUJ LUK	B5	09/90-12/94	SCL6864	220	21	220	32.6
1.6i 16v. Break / Cabriolet /4 ptes	1597	LIE	BC	09/92-12/94	SCL6411	220	17	220	30.2
1.6i 16v. Break / Cabriolet /4 ptes	1597	LIE	BC	09/92-12/94	SCL6864	220	21	220	32.6
1.6i 16v. Cabriolet	1597	LIE	BC	01/95-04/97	SCL6411	220	17	220	30.2



	CC				 Kit 3P				
... Escort									
1.6 D Berline / Break	1608	LT		04/84-12/85	SCL6405	190	17	190	30.2
1.6 D Berline / Break	1608	LT		01/86-89	SCL6405	190	17	190	30.2
1.6 D Manhattan	1608	LT	W	01/86-08/89	SCL6405	190	17	190	30.2
1.6 D Affaires ABF6D	1608	LTA		04/84-12/89	SCL6405	190	17	190	30.2
1800 RS 16v.	1834		4M	06/75-08/80	SCL6404	215	23	215	34.3
1.8i 3/5ptes / Break / Cabriolet	1796	RDA	B5	01/92-12/94	SCL6411	220	17	220	30.2
1.8i 3/4/5ptes Break / Cabriolet	1796	RDA	B5	01/92-12/94	SCL6864	220	21	220	32.6
1.8i 3/4/5ptes	1796	RDA	MTX75	01/95-04/97	SCL6408	220	17	220	30.2
NEW 1.8i 3/4/5ptes	1796	RDA	MTX75	01/95-04/97	5106001	220	17	220	32.6
1.8i 3/4/5ptes / Break	1796	RKC	MTX75	01/95-04/97	SCL6408	220	17	220	30.2
NEW 1.8i 3/4/5ptes / Break	1796	RKC	MTX75	01/95-04/97	5106001	220	17	220	32.6
1.8i Break	1796	RDA	MTX75	01/95-08/95	SCL6408	220	17	220	30.2
NEW 1.8i Break	1796	RDA	MTX75	01/95-08/95	5106001	220	17	220	32.6
1.8i Cabriolet	1796	RKC	MTX75	04/96-04/97	SCL6408	220	17	220	30.2
NEW 1.8i Cabriolet	1796	RKC	MTX75	04/96-04/97	5106001	220	17	220	32.6
1.8i XR3i 3/5ptes / 4WD	1796	RDA	B5	01/92-12/94	SCL6411	220	17	220	30.2
1.8i XR3i 3/5ptes / 4WD	1796	RDA	B5	01/92-12/94	SCL6864	220	21	220	32.6
1.8i XR3i 3/5ptes / Cabriolet	1796	RQB	MTX75	01/92-12/94	SCL6450	240	23	240	34.4
1.8i XR3i 3/5ptes / Cabriolet	1796	RQB	MTX75	02/95-08/00	SCL6450	240	23	240	34.4
1.8i XR3i 4WD 4WD	1796	RQB	MT75	01/92-12/94	SCL6450	240	23	240	34.4
1.8i XR3i Cabriolet	1796	RDA	B5	01/92-08/95	SCL6411	220	17	220	30.2
1.8i XR3i Cabriolet	1796	RDA	B5	01/92-12/94	SCL6864	220	21	220	32.6
1.8 D 3/4/5ptes / Break	1753	RTE	MTX75	09/90-12/94	SCL6408	220	17	220	30.2
NEW 1.8 D 3/4/5ptes / Break	1753	RTE	MTX75	09/90-12/94	5106001	220	17	220	32.6
1.8 D 3/5ptes / Break / Express	1753	RT	W	08/88-09/90	SCL6408	220	17	220	30.2
NEW 1.8 D 3/5ptes / Break / Express	1753	RT	W	08/88-09/90	5106001	220	17	220	32.6
1.8 D 3/4/5ptes	1753	RTH	B5	01/95-09/01	SCL6408	220	17	220	30.2
NEW 1.8 D 3/4/5ptes	1753	RTH	B5	01/95-09/01	5106001	220	17	220	32.6
1.8 D Break	1753	RTH	B5	01/95-06/95	SCL6408	220	17	220	30.2
NEW 1.8 D Break	1753	RTH	B5	01/95-06/95	5106001	220	17	220	32.6
1.8 D Express	1753	RTE	MTX75	09/90-12/94	SCL6408	220	17	220	30.2
NEW 1.8 D Express	1753	RTE	MTX75	09/90-12/94	5106001	220	17	220	32.6
1.8 D Express	1753	RTH	B5	01/95-07/96	SCL6408	220	17	220	30.2
NEW 1.8 D Express	1753	RTH	B5	01/95-07/96	5106001	220	17	220	32.6
1.8 TD 3/5ptes	1753	RFD	MTX75	07/93-12/94	SCL6450	240	23	240	34.4
1.8 TD 3/5ptes	1753	RFD	MTX75	01/95-11/97	SCL6450	240	23	240	34.4
1.8 TD 3/4/5ptes / Break	1753	RV	MTX75	08/95-11/97	SCL6450	240	23	240	34.4
1.8 TD 4 ptes	1753	RFD	MTX75	09/93-12/94	SCL6450	240	23	240	34.4
1.8 TD 4 ptes	1753	RFD	MTX75	08/95-11/97	SCL6450	240	23	240	34.4
1.8 TD Classic Turnier	1753	RFD	MTX75	01/95-11/97	SCL6450	240	23	240	34.4
1.8 TD Break	1753	RFD	MTX75	07/93-11/97	SCL6450	240	23	240	34.4
1.8 TD Cabriolet	1753	RFD	MTX75	01/96-11/97	SCL6450	240	23	240	34.4
1.8 TD Décapotable	1753	RV	MTX75	01/96-11/97	SCL6450	240	23	240	34.4
1.8 TD Express	1753	RV	MTX75	08/95-11/97	SCL6450	240	23	240	34.4
2000RS	1993	NE	4M	06/76-08/80	SCL6404	215	23	215	34.3
Fiesta I/II ...									
1.0 Berline	957	TKA	4M	06/76-04/86	SCL6402*	180	17	165	30.2
1.0 Berline / Camionnette	957	TLA	4M	08/83-04/86	SCL6402*	180	17	165	30.2
1.0 Berline / Camionnette	957	TLA	4M	04/86-01/89	SCL6403*	190	17	190	30.2
1.0 Camionnette	957	TKA	4M	06/76-04/86	SCL6402*	180	17	165	30.2

* Référence livrée avec centreur










Reference delivered with clutch alignment tool












Référence en Kit 2 pièces

2 parts kit reference

FORD

		CC				 Kit 3P				
... Fiesta I/II										
1.1 Berline / Camionnette		1117	GL CVH	4M	06/76-08/83	SCL6402*	180	17	165	30.2
1.1 Berline / Camionnette		1117	GL CVH	P/K/H	08/83-04/86	SCL6402*	180	17	165	30.2
1.1 Berline / Camionnette		1117	GL CVH	4/5M P/K/H	04/86-01/89	SCL6403*	190	17	190	30.2
1.3		1296	J3E	4M	03/77-08/83	SCL6403*	190	17	190	30.2
1.3		1296	JP	4M	08/83-12/85	SCL6403*	190	17	190	30.2
1.4		1392	FUA	5M W	01/86-89	SCL6403*	190	17	190	30.2
1.6 XR2		1597	L3A	4M	10/81-08/83	SCL6403*	190	17	190	30.2
1.6 XR2		1597	LU LUC	5M W	01/86-89	SCL6407	220	17	220	30.2
1.6 D		1608	LTB	W	02/84-01/89	SCL6405	190	17	190	30.2
1.6 D Affaires	FVDED	1608	LTB		07/84-01/89	SCL6405	190	17	190	30.2
Fiesta III										
1.0		999	TLB	BC4	04/89-04/90	SCL6403*	190	17	190	30.2
1.0		999	TLB	BC4	05/90-01/94	SCL6409	190	17	190	30.2
1.1		1117	GUE	BC5	02/89-04/90	SCL6403*	190	17	190	30.2
1.1		1117	GUE	BC5	05/90-12/92	SCL6409	190	17	190	30.2
1.1i		1117	G6A	BC5	02/89-07/95	SCL6403*	190	17	190	30.2
1.3		1297	JBC	BC5	03/89-04/90	SCL6403*	190	17	190	30.2
1.3		1299	JBC	BC5	05/90-10/92	SCL6409	190	17	190	30.2
1.3i Berline		1297	J6B	BC5	02/89-04/90	SCL6403*	190	17	190	30.2
1.3i Berline / Camionnette		1299	J6B	BC5	05/90-07/95	SCL6409	190	17	190	30.2
1.4		1392	FUF	BC5	02/89-07/90	SCL6403*	190	17	190	30.2
1.4		1392	FUF	BC5	08/90-05/91	SCL6410	190	17	190	30.2
1.4i		1392	F6E	BC5	05/90-07/90	SCL6403*	190	17	190	30.2
1.4i		1392	F6E	BC5	08/90-01/94	SCL6410	190	17	190	30.2
1.4i Ghia		1392	F4A	BC5	02/94-07/95	SCL6410	190	17	190	30.2
1.6 Sport		1597	LUH	BC5	02/89-01/94	SCL6407	220	17	220	30.2
1.6i 16v. Ghia	FBJ6I	1598	L1G / ZH16	MTX75(M)	02/94-07/95	SCL6408	220	17	220	30.2
NEW 1.6i 16v. Ghia	FBJ6I	1598	L1G / ZH16	MTX75(M)	02/94-07/95	5106001	220	17	220	32.6
1.6i RS Turbo		1597	LNA	BC5	05/90-03/92	SCL6411	220	17	220	30.2
1.6i RS Turbo		1597	LNA	BC5	05/90-03/92	SCL6864	220	21	220	32.6
1.6i XR2		1597	LJC	BC5	08/89-03/92	SCL6407	220	17	220	30.2
1.6i XR2		1597	LJD	BC5	08/89-03/92	SCL6407	220	17	220	30.2
1.8i 16v.		1796	RDA	MTX75	02/92-07/95	SCL6411	220	17	220	30.2
1.8i 16v.		1796	RDA	MTX75	02/92-07/95	SCL6864	220	21	220	32.6
1.8i 16v. / XR2i		1796	RDB	MTX75	02/92-07/95	SCL6411	220	17	220	30.2
1.8i 16v. / XR2i		1796	RDB	MTX75	02/92-07/95	SCL6864	220	21	220	32.6
1.8 D / Van Combi		1753	RTC RTD	BC5	02/89-07/95	SCL6408	220	17	220	30.2
NEW 1.8 D / Van Combi		1753	RTC RTD	BC5	02/89-07/95	5106001	220	17	220	32.6
1.8 TD		1753	RFE	MTX75	05/91-07/95	SCL6450	240	23	240	34.4
Fiesta IV/V										
1.0i Classic		999	C4	B5S	05/96-09/96	SCL6451	190	17	180	34.4
1.1i Classic		1118	G6A	BC5	08/95-09/96	SCL6451	190	17	180	34.4
1.3i Classic		1299	JJA	B5S	10/95-09/96	SCL6451	190	17	180	34.4
1.3i Classic		1299	J4C	B5S	08/95-09/96	SCL6451	190	17	180	34.4
1.8 D Classic		1753	RTK	BC5	08/95-08/96	SCL6408	220	17	220	30.2
NEW 1.8 D Classic		1753	RTK	BC5	08/95-08/96	5106001	220	17	220	32.6
Granada ...										
1.8		1796	REC	F	05/85-08/88	SCL6404	215	23	215	34.3
2.0 Berline		1993	NC	B	09/81-08/82	SCL6404	215	23	215	34.3
2.0 Berline		1993	NE/NS	B	09/77-07/81	SCL6404	215	23	215	34.3
2.0 Berline / Break		1993	NY	B	08/81-08/82	SCL6404	215	23	215	34.3
2.0 Berline		1993	NEL	F	02/86-01/89	SCL6404	215	23	215	34.3












	CC				 Kit 3P				
... Granada									
2.0i	1993	NRA	F	05/85-12/88	SCL6404	215	23	215	34.3
2.1 D	2112	WT	B	09/78-12/82	SCL6406	242	23	232	34.3
2.5 D	2499	STR	F	01/86-11/88	SCL6406	242	23	232	34.3
2.5 TD	2499	SFA	MT75	12/88-12/91	SCL6452	242	23	240	34.7
Mondeo									
1.8i 16v. 3/5ptes	1796	RKA	MTX75	01/93-08/94	SCL6443	220	23	220	34.6
1.8i 16v. 4 ptes	1796	RKA	MTX75	01/93-08/94	SCL6443	220	23	220	34.6
1.8i 16v. Break	1796	RKA	MTX75	01/93-08/94	SCL6443	220	23	220	34.6
1.8i 16v. 4WD	1796	RKA	MTX75	01/93-08/94	SCL6443	220	23	220	34.6
1.8i 16v. 4WD Break	1796	RKA	MTX75	01/93-08/94	SCL6443	220	23	220	34.6
1.8 TD 3/4/5ptes / Break	1753	RFN	MTX75	09/93-07/94	SCL6853	240	23	240	34.4
Orion									
1.3	1296	JPA	T	09/83-02/86	SCL6403*	190	17	190	30.2
1.3	1296	JP	T	02/86-08/90	SCL6403*	190	17	190	30.2
1.3	1297	J6A JB	5M	09/90-09/93	SCL6409	190	17	190	30.2
1.4	1392	FUA	W	02/86-08/90	SCL6403*	190	17	190	30.2
1.4	1392	FUH	5M	09/90-09/93	SCL6410	190	17	190	30.2
1.4i	1392	F6B	W	07/87-08/90	SCL6403*	190	17	190	30.2
1.4 1.4i	1392	F6F F6G	5M	09/90-09/93	SCL6410	190	17	190	30.2
1.6i Ghia	1597	LJE LJF	5M	09/90-09/93	SCL6411	220	17	220	30.2
1.6i Ghia	1597	LJE LJF	5M	09/90-09/93	SCL6864	220	21	220	32.6
1.6 1.6i	1597	LUJ LUK	5M	09/90-09/93	SCL6411	220	17	220	30.2
1.6 1.6i	1597	LUJ LUK	5M	09/90-09/93	SCL6864	220	21	220	32.6
1.6i 16V.	1597	LIE	5M	01/92-09/93	SCL6411	220	17	220	30.2
1.6i 16V.	1597	LIE	5M	01/92-09/93	SCL6864	220	21	220	32.6
1.6 D	1608	LT	W	09/83-07/88	SCL6405	190	17	190	30.2
1.8 16v. 105hp 77kw	1796	RDA	MTX75	01/92-09/93	SCL6411	220	17	220	30.2
1.8 16v. 105hp 77kw	1796	RDA	MTX75	01/92-09/93	SCL6864	220	21	220	32.6
1.8 16v. 130hp 96kw	1796	RQB	MTX75	01/92-09/93	SCL6450	240	23	240	34.4
1.8 D	1753	RT	5M	08/88-09/93	SCL6408	220	17	220	30.2
NEW 1.8 D	1753	RT	5M	08/88-09/93	5106001	220	17	220	32.6
1.8 TD	1753	RFE	5M	09/92-09/93	SCL6450	240	23	240	34.4
Scorpio									
1.8	1796	REC	F	03/85-04/87	SCL6404	215	23	215	34.3
2.0	1993	NEL	F F 7CV	03/85-10/89	SCL6404	215	23	215	34.3
2.0i	1993	NRA	F F 9/10CV	03/85-10/89	SCL6404	215	23	215	34.3
2.0i	1993	NRC	F 9CV	10/85-10/89	SCL6404	215	23	215	34.3
2.5 D	2499	STR	F	11/85-90	SCL6406	242	23	232	34.3
2.5 TD 3/4/5ptes / Break	2499	SFA	MT75	06/88-09/93	SCL6452	242	23	240	34.7
Sierra ...									
1.6 3/5ptes / Break	1597	LCT	A2 C C/B F	11/84-86	SCL6404	215	23	215	34.3
1.6 3/5ptes	1597	LSD	F	11/84-12/86	SCL6404	215	23	215	34.3
1.6 3/4/5ptes / Break	1597	LSE	E F N2	01/87-01/93	SCL6404	215	23	215	34.3
1.6i 3/4/5ptes / Break	1597	L6B	9	05/89-12/92	SCL6404	215	23	215	34.3
1.8 3/4/5ptes / Break	1796	REB RED	F	10/84-12/86	SCL6404	215	23	215	34.3
1.8 3/4/5ptes / Break	1796	RED	C F	01/87-01/93	SCL6404	215	23	215	34.3
1.8 3/5ptes / Break	1796	R2A	C F	07/88-01/93	SCL6404	215	23	215	34.3
1.8i 3/4/5ptes / Break	1769	R6A	9	04/92-04/93	SCL6404	215	23	215	34.3
1.8 TD 3/4/5ptes / Break	1753	RFA RFB	F	01/90-01/93	SCL6435	215	23	215	34.3

* Référence livrée avec centreur *Reference delivered with clutch alignment tool*



Référence en Kit 2 pièces

2 parts kit reference





















	CC				 Kit 3P				
... Sierra									
2.0 3/5ptes / Break	1796	NET	B F	08/82-86	SCL6404	215	23	215	34.3
2.0 3/4/5ptes / Break	1993	NES	F	01/87-90	SCL6404	215	23	215	34.3
2.0 3/5ptes	1993	NY		08/82-86	SCL6404	215	23	215	34.3
2.0i 3/5ptes	1993	NRB		08/82-86	SCL6404	215	23	215	34.3
2.0i 3/4/5ptes / Break	1993	N4A	F	01/87-90	SCL6404	215	23	215	34.3
2.0i Break	1993	NRB		02/85-12/86	SCL6404	215	23	215	34.3
2.3 D 3/5ptes / Break	2304	YTT	F	10/82-12/86	SCL6406	242	23	232	34.3
2.3 D 3/4/5ptes / Break	2304	YTR	N2	01/87-90	SCL6406	242	23	232	34.3
Taurus									
2.0	1993	NEO NX	B	02/76-07/82	SCL6404	215	23	215	34.3
Courier									
1.3 1.3i	1299	J6B JBC	BC5	08/91-07/95	SCL6409	190	17	190	30.2
1.3 1.3i	1299	J6B JBC	BC5	08/95-09/96	SCL6451	190	17	180	34.4
1.4i	1392	F6	BC5	08/91-07/95	SCL6410	190	17	190	30.2
1.8 D	1753	RTC RTD	BC5	08/91-06/95	SCL6408	220	17	220	30.2
<small>NEW</small> 1.8 D	1753	RTC RTD	BC5	08/91-06/95	5106001	220	17	220	32.6
1.8 D	1753	RTD	BC5	06/95-09/96	SCL6408	220	17	220	30.2
<small>NEW</small> 1.8 D	1753	RTD	BC5	06/95-09/96	5106001	220	17	220	32.6
P100									
1.6	1593	LCR	5M	04/82-01/88	SCL6404	215	23	215	34.3
1.8 TD	1753	RFA	5M	02/89-12/92	SCL6435	215	23	215	34.3
2.0	1993	NAE	5M	01/88-02/89	SCL6404	215	23	215	34.3
Transit									
1.6 Châssis cabine Autobus Autocar	1593	LAT	F	01/78-12/91	SCL6404	215	23	215	34.3
1.6 Camionnette Châssis cabine Autobus Autocar 65hp 48kw	1593	4RB	F	01/78-10/85	SCL6404	215	23	215	34.3
2.0 2.0i Camionnette Autobus Autocar	1993	NAT N6T	MT75	08/91-12/91	SCL6412	242	23	240	34.7
2.0 2.0i Camionnette Châssis cabine Autobus Autocar	1993	NBA NCA	MT75	06/91-08/94	SCL6412	242	23	240	34.7
2.5 D Camionnette Châssis cabine Autobus Autocar	2496	4BC 4CA	MTX75	10/88-12/91	SCL6452	242	23	240	34.7
2.5 D Camionnette Châssis cabine Autobus Autocar	2496	4BC	MT75	06/91-08/94	SCL6452	242	23	240	34.7
2.5 D Camionnette Châssis cabine Autobus Autocar	2496	4DA	MT75	08/91-08/94	SCL6452	242	23	240	34.7
2.5 D Camionnette Châssis cabine Autobus Autocar	2496	4FA/B/C/D	MTX75	09/94-12/99	SCL6452	242	23	240	34.7
2.5 D Camionnette Châssis cabine Autobus Autocar	2496	4HB 4HC	MT75	09/94-12/99	SCL6452	242	23	240	34.7
2.5 TD Camionnette Châssis cabine Autobus Autocar	2496	4EA	MT75	06/91-08/94	SCL6452	242	23	240	34.7
2.5 TD Camionnette Châssis cabine Autobus Autocar	2496	4GA	MTX75	09/92-08/94	SCL6452	242	23	240	34.7
2.5 TD Camionnette Châssis cabine Autobus Autocar	2496	4GA/B/C/D/E 4EB 4EC	MTX75	09/94-12/99	SCL6452	242	23	240	34.7
2.5 TD Camionnette Châssis cabine	2496	4ED	MTX75	09/94-12/99	SCL6452	242	23	240	34.7

28 * Référence livrée avec centreur *Reference delivered with clutch alignment tool*



Référence en Kit 2 pièces

2 parts kit reference

	CC				 Kit 3P				
INNOCENTI									
A112									
0.9	903	A112A200	4M	10/69-85	 SCL6395	170	20	170	23.5
1.0	965	A112B1.000	4M 5M	10/69-85	 SCL6395	170	20	170	23.5
1.05 Abarth	1049	A112AB2C0	5M	06/75-85	 SCL6395	170	20	170	23.5
Elba									
1.4ie	1372	146C5.000	C513	10/93-12/94	 SCL6400	190	20	190	28.2
1.4ie	1372	146D5.000	C513	01/95-97	 SCL6400	190	20	190	28.2
1.6ie	1581	146C6.000	C513	10/93-12/94	 SCL6400	190	20	190	28.2
1.6ie	1581	146D6.000	C513	01/95-97	 SCL6400	190	20	190	28.2
1.7 D M- 5055672	146E155A 1697	146B2.000	5M	10/93-97	 SCL6856	200	20	200	28.2
JEEP									
Jeep CJ7									
2.0	RF87	1995	J5R.8.00	5M	05/82-86	 SCL4336	215	14	215
2.1 TD	PF87	2068	J8S.8.00	5M	05/82-86	 SCL4336	215	14	215
Cherokee									
2.1 TD	BL JJ	2068	J8S.8.14 J8S.8.90		09/84-03/91	 SCL4336	215	14	215










* Référence livrée avec centreur

Reference delivered with clutch alignment tool



Référence en Kit 2 pièces

2 parts kit reference










	CC				 Kit 3P				
LANCIA									
Dedra									
1.6ie Berline	1581	159B9.000	5M	07/94-11/97	SCL6400	190	20	190	28.2
1.6ie Berline	1581	835A1.000	5M	03/89-06/94	SCL6400	190	20	190	28.2
1.6ie Berline	1581	835A1.046	C513	03/89-06/94	SCL6400	190	20	190	28.2
1.6ie Berline	1581	835C1.000	C513	10/92-06/94	SCL6400	190	20	190	28.2
1.6ie break	1581	159B9.000	5M	09/94-11/97	SCL6400	190	20	190	28.2
1.9 TDs Berline	1929	160D1.000	5M	03/89-09/99	SCL6401	215	20	215	28.7
1.9 TDs Berline	1929	835A4.000	5M	03/89-09/99	SCL6401	215	20	215	28.7
1.9 TDs break	1929	835A4.000	5M	09/94-96	SCL6401	215	20	215	28.7
2.0ie Turbo	1995	835A8.000	5M	12/90-06/94	SCL6396	230	20	228	28.2
2.0ie T HF	1995	835A8.046	5M	12/90-06/94	SCL6396	230	20	228	28.2
2.0ie 16v.	1995	836A3.000	5M	07/94-09/99	SCL6396	230	20	228	28.2
2.0ie 16v. Integrale LS 835ED55W	1995	836A3.000	5M	09/94-96	SCL6396	230	20	228	28.2
Delta									
1.1i	1100	831B8.000	5M	04/86-12/90	SCL6399	180	20	181	28.2
1.3	1301	831A.000		09/79-	SCL6394	180	17	181	28.2
1.3 -ch 445259	1301	831B.000	5M	05/86-	SCL6394	180	17	181	28.2
1.3 Ch- 445260	1301	831B.000	5M	-93	SCL6399	180	20	181	28.2
1.4ie	1372	160A1.046	C513	03/93-08/99	SCL6399	180	20	181	28.2
1.6ie	1581	835C1.000	C513	03/93-08/99	SCL6400	190	20	190	28.2
1.9 TD	1929	831D1.000	C510	04/86-93	SCL6401	215	20	215	28.7
1.9 TD	1929	160D1.000	5M	06/94-08/99	SCL6401	215	20	215	28.7
1.9 TD	1929	835A4.000	5M	06/94-08/99	SCL6401	215	20	215	28.7
Phedra									
2.0i 16v.	1997	EW10J4/L4	BE4/5J	09/02-	SCL0526*	230	18	228	24.5
2.0 JTD Turbo Diesel 16v.	1997	DW10ATED4	ML5C	08/02-05/03	SCL0528*	228	21	225	26.6
2.2 JTD 16v.	2179	DW12ATED4/L4	ML5C	08/02-	SCL0543*	245	21	242	26.6
Prisma									
1.3 -ch 445259	1301	831B.000		01/83-05/86	SCL6394	180	17	181	28.2
1.3 Ch- 445260	1301	831B.000		06/86-04/89	SCL6399	180	20	181	28.2
1.5 LX 831ABON	1498	831B1.000	5M	06/86-04/89	SCL6400	190	20	190	28.2
1.9 TD	1929	831D1.000	5M	06/86-05/87	SCL6401	215	20	215	28.7
Thema									
2.0i 16v. Turbo Berline /Break	1995	834F2.000	5M	09/92-11/94	SCL6440	230	20	228	28.2
2.0ie 16v. Break	1995	834B2.246	C503	10/88-08/92	SCL6396	230	20	228	28.2
2.0ie Turbo Berline	1995	834C.000	C503	10/84-09/88	SCL6396	230	20	228	28.2
2.0ie Turbo Berline -M 942149	1995	834C1.146	5M	10/88-	SCL6396	230	20	228	28.2
2.0ie Turbo Berline M- 942150	1995	834C1.146	5M	-06/91	SCL6440	230	20	228	28.2
2.0ie Turbo Break	1995	834C.000	C503	05/87-09/88	SCL6396	230	20	228	28.2
2.0ie 16v. Turbo Berline /Break -M 942149	1995	834C1.000 834C1.246	5M	10/88-	SCL6396	230	20	228	28.2
2.0ie 16v. Turbo Berline /Break M- 942150	1995	834C1.000 834C1.246	5M	-08/92	SCL6440	230	20	228	28.2
2.8	2849	834E.000	5M	11/84-08/92	SCL6396	230	20	228	28.2
2.8	2849	834E.146	5M	10/88-08/92	SCL6396	230	20	228	28.2

30 * Référence livrée avec centreur *Reference delivered with clutch alignment tool*



Référence en Kit 2 pièces

2 parts kit reference

	CC				 Kit 3P					
Y (Epsilon)										
1.1i	1108	176B2.000	C514	04/97-08/00	SCL6433	180	20	181	23.8	
1.4i 12v.	1370	840A2.000 840A4.000	C514	11/95-08/00	SCL6852	200	20	190	30.2	
Y10										
1.0 Fire	999	156A2.000	C501	01/89-09/92	SCL6395	170	20	170	23.5	
1.0 Fire	999	156A2.100	C501	03/89-09/92	SCL6395	170	20	170	23.5	
1.0 4WD Fire	999	156A2.000	5M	01/89-09/92	SCL6395	170	20	170	23.5	
1.0 / 4WD	999	156A3.000	4+1M	09/86-12/88	SCL6395	170	20	170	23.5	
1.0ie Fire / 4WD	999	156A2.246	5M C501	01/89-09/92	SCL6395	170	20	170	23.5	
1.05 Turbo	1049	156A1.000	5M	07/85-12/88	SCL6398	180	20	181	23.5	
1.1ie	1108	156C.046	5M	09/92-12/94	SCL6433	180	20	181	23.8	
1.1ie 4WD	1108	156C.000	5M	01/89-05/90	SCL6398	180	20	181	23.5	
1.1ie 4WD	1108	156C.046	5M	01/89-05/90	SCL6398	180	20	181	23.5	
1.1ie 4WD	1108	156C.046	C514	09/92-12/94	SCL6433	180	20	181	23.8	
1.1ie 4WD	1108	176B2.000	C514	09/92-10/95	SCL6433	180	20	181	23.8	
1.3 ie GT	1297	146A5.046	C514	01/89-05/90	SCL6398	180	20	181	23.5	
1.3 ie GT	1297	156B.000	5M	01/89-05/90	SCL6398	180	20	181	23.5	
Zeta										
2.0ie 16v.	1998	EW10J4/L4	ML5	01/01-08/02	SCL0228	235	21	228	26.4	
2.0ie Turbo	220	1998	RGX	ME5	10/94-11/96	SCL0201	235	21	228	26.4
2.0ie Turbo	220	1998	RGX	ML5	10/94-05/00	SCL0186	235	21	228	26.4
2.0 JTD	1998	DW10ATED4	ML5T	01/00-08/02	SCL0528*	228	21	225	26.6	
2.0 JTD	1998	DW10ATED/L4	ML5T	01/00-08/02	SCL0528*	228	21	225	26.6	
2.1 TD	2088	P8C	ML5	03/96-12/00	SCL0186	235	21	228	26.4	

* Référence livrée avec centreur










Reference delivered with clutch alignment tool












Référence en Kit 2 pièces

2 parts kit reference

MERCEDÉS

	CC				 Kit 3P				
MERCEDES									
Classe C (202) 03/93-									
C180 1.8 16v. Clim. 121hp 89kw -M 027960 202.018	1799	111.920	717.416/17/18	03/93-	SCL6455	228	26	228	34.8
C180 1.8 16v. Clim. 122hp 90kw -M 027960 202.018	1799	111.920	717.416/17/18	03/93-	SCL6455	228	26	228	34.8
C220 2.2 16v. -M 005796 202.022	2199	111.961	717.417	03/93-	SCL6455	228	26	228	34.8
C250 2.5 D -M 006238 202.125	2497	605.910	717.417	05/93-	SCL6455	228	26	228	34.8
Classe G 03/79-									
200 GE 2.0i 2400 4WD 463.200	1997	102.965	717.439	09/89-	SCL6455	228	26	228	34.8
200 GE 2.0i 2400 4WD 463.220	1997	102.965	717.439	09/89-	SCL6455	228	26	228	34.8
200 GE 2.0i 2850 4WD 463.221	1997	102.965	717.439	09/89-	SCL6455	228	26	228	34.8
230 GE 2.3i 2400 4WD 463.204	2299	102.989	717.439	06/90-02/93	SCL6455	228	26	228	34.8
230 GE 2.3i 2400 4WD 463.224	2299	102.989	717.439	06/90-06/93	SCL6455	228	26	228	34.8
230 GE 2.3i 2400 4WD 463.225	2299	102.989	717.439	06/90-06/93	SCL6455	228	26	228	34.8
230 GE 2.3i 2400 4WD 463.225	2299	102.989	717.439	06/90-06/93	SCL6455	228	26	228	34.8
230 GE 2.3i 2400 4WD 463.225 Cabriolet	2299	102.989	717.439	06/90-06/93	SCL6455	228	26	228	34.8
250 GD 2.5 D 2400 4WD 463.304	2497	602.931	717.439	09/89-	SCL6455	228	26	228	34.8
250 GD 2.5 D 2400 4WD 463.324	2497	602.931	717.439	09/89-	SCL6455	228	26	228	34.8
250 GD 2.5 D 2850 4WD 463.325	2497	602.931	717.439	09/89-	SCL6455	228	26	228	34.8
300 GD 3.0 D 2400 4WD 463.307	2996	603.931	717.439	12/90-09/97	SCL6455	228	26	228	34.8
300 GD 3.0 D 2400 4WD 463.307 Cabriolet	2996	603.931	717.439	12/90-09/97	SCL6455	228	26	228	34.8
300 GD 3.0 D 2400 4WD 463.327	2996	603.931	717.439	09/89-	SCL6455	228	26	228	34.8
300 GD 3.0 D 2850 4WD 463.328	2996	603.931	717.439	09/89-	SCL6455	228	26	228	34.8
Série 123 01/76-12/85									
2.0 D 200 D 55hp 40kw 123.120 Ch- A084694	1998	615.940	716.005 716.210	-85	SCL6854	215	26	215	34.2
2.0 D 200 D 55hp 40kw 123.120 Ch- A084694	1998	615.940	716.214 717.400	-85	SCL6854	215	26	215	34.2
2.0 D 200 D 60hp 44kw 123.120 Ch- A084694	1998	615.940	716.005 716.210	-85	SCL6854	215	26	215	34.2
2.0 D 200 D 60hp 44kw 123.120 Ch- A084694	1998	615.940	716.214 717.400	-85	SCL6854	215	26	215	34.2
2.4 D 240 DIL 123.103 Ch- F012680	2404	616.912	716.005/210/214	-85	SCL6854	215	26	215	34.2
2.4 D 240 65hp 48kw 123.123 Ch- 219675	2404	616.912	716.210 /214 717.400	-85	SCL6854	215	26	215	34.2
2.4 D 240 72hp 53kw 123.123 Ch- 219675	2404	616.912	716.210 /214 717.400	-85	SCL6854	215	26	215	34.2
2.4 D 240 DL 123.125 Ch- F012680	2404	616.912	716.005/210/214 717.400	-85	SCL6854	215	26	215	34.2
2.4 D 240TD Break 65hp 48kw Ch- F014173 123.183	2404	616.912	716.005/210/214 717.400	-85	SCL6854	215	26	215	34.2
2.4 D 240TD Break 72hp 53kw Ch- F014173 123.183	2404	616.912	716.005/210/214 717.400	-85	SCL6854	215	26	215	34.2



	CC								
Série 124 12/84- ...									
2.0i 200 E Clim. W124 124.019 -M 034533	1998	111.940	717.412 717.413		SCL6455	228	26	228	34.8
2.0i 200 E Clim. Classe E W124 -M 034533 124.019	1998	111.940	717.412 717.413		SCL6455	228	26	228	34.8
2.0i 200 E W124 124.019 -BV 411743	1998	111.940	717.412 717.413		SCL6453	215	26	215	34.2
2.0i 200 124.079 -M 034533 TE S124 Break Clim.	1998	111.940	717.412 717.413		SCL6455	228	26	228	34.8
2.0i 200 -M 034533 124.079 TE S124 Combi Break Clim.	1998	111.940	717.412 717.413		SCL6455	228	26	228	34.8
2.0i 200 TE Break 124.079 -BV 411743	1998	111.940	717.412 717.413		SCL6453	215	26	215	34.2
2.0i 200 E Coupé Clim. -M 034533 124.040	1998	111.940	717.412 717.413		SCL6455	228	26	228	34.8
2.0i 200 E Coupé 124.040 -BV 411743	1998	111.940	717.412 717.413	07/93-	SCL6453	215	26	215	34.2
2.0i 200 E Cabriolet 124.060	1998	111.940	717.412 717.413	07/93-03/98	SCL6453	215	26	215	34.2
2.0 D 200 D 72hp 53kw 124.120 -M 203702	1997	601.912	716.213 717.410/411	12/84-	SCL6854	215	26	215	34.2
2.0 D 200 D 75hp 55kw 124.120 -M 203702	1997	601.912	716.213 717.410/411	12/84-	SCL6854	215	26	215	34.2
2.0 D 200TD Break 72hp 53kw -M 203702 124.180	1997	601.912	717.411 /412	03/86-	SCL6854	215	26	215	34.2
2.0 D 200TD Break 75hp 55kw -M 203702 124.180	1997	601.912	717.411 /412	03/86-	SCL6854	215	26	215	34.2
220 CE 2.2i W124 124.022 -M 021744	2199	111.960		10/92-	SCL6455	228	26	228	34.8
220 CE 2.2i C124 124.042 -M 021744	2199	111.960	717.413	10/92-	SCL6455	228	26	228	34.8
2.2i E220 C124 Coupé 124.042 -M 021744	2199	111.960	717.413	07/93-	SCL6455	228	26	228	34.8
2.2i E220 Cabriolet 124.062 -M 021744	2199	111.960	717.413	07/93-	SCL6455	228	26	228	34.8
2.2i E220 T Break 124.082 Classe E W124 -M 021744	2199	111.960		06/93-	SCL6455	228	26	228	34.8
2.2i E220 T 124.082 -M 021744 Combi Break S124	2199	111.960		06/93-	SCL6455	228	26	228	34.8
2.3i 230E W124 132hp 97kw 124.023	2299	102.982	716.217 717.412	09/89-09/92	SCL6455	228	26	228	34.8
2.3i 230E W124 132hp 97kw Cat. 124.023	2299	102.982	716.217 717.412	09/89-09/92	SCL6455	228	26	228	34.8
2.3i 230E W124 136hp 100kw 124.023	2299	102.982	716.217 717.412	09/89-09/92	SCL6455	228	26	228	34.8
2.3i 230 CE Coupé 132hp 97kw 124.043	2299	102.982	717.413	09/89-09/92	SCL6455	228	26	228	34.8
2.3i 230 CE 124.043 Coupé 132hp 97kw Cat.	2299	102.982	717.413	09/89-09/92	SCL6455	228	26	228	34.8
2.3i 230 CE Coupé 136hp 100kw 124.043	2299	102.982	717.413	09/89-09/92	SCL6455	228	26	228	34.8
2.3i 230TE 124.083 Combi Break S124 132hp 97kw	2299	102.982	716.217/218	09/89-09/92	SCL6455	228	26	228	34.8
2.3i 230TE 124.083 Combi Break S124 132hp 97kw	2299	102.982	717.412/413	09/89-09/92	SCL6455	228	26	228	34.8
2.3i 230TE 124.083 Combi Break S124 132hp 97kw Cat.	2299	102.982	716.217/218	09/89-09/92	SCL6455	228	26	228	34.8










* Référence livrée avec centreur

Reference delivered with clutch alignment tool












Référence en Kit 2 pièces

2 parts kit reference

	CC				 Kit 3P				
... Série 124 12/84-									
2.3i 230TE Combi Break 124.083 S124 132hp 97kw Cat.	2299	102.982	717.412/413	09/89-09/92	SCL6455	228	26	228	34.8
2.3i 230TE Combi Break 124.083 S124 136hp 100kw	2299	102.982	716.217/218	09/89-09/92	SCL6455	228	26	228	34.8
2.3i 230TE Combi Break 124.083 S124 136hp 100kw	2299	102.982	717.412/413	09/89-09/92	SCL6455	228	26	228	34.8
2.5 D 250 D W124 90hp 66kw 124.125	2497	602.912	717.410/411	12/84-08/89	SCL6854	215	26	215	34.2
2.5 D 250 D W124 90hp 66kw 124.125	2497	602.912	717.410/411	09/89-06/93	SCL6455	228	26	228	34.8
2.5 D 250 D W124 94hp 69kw 124.125	2497	602.912	717.410/411	12/84-08/89	SCL6854	215	26	215	34.2
2.5 D 250 D W124 94hp 69kw 124.125	2497	602.912	717.410/411	09/89-06/93	SCL6455	228	26	228	34.8
2.5 D E250D Classe E W124 -M 009024 124.126	2497	605.911	717.413	07/93-	SCL6455	228	26	228	34.8
2.5 D E250D Classe E W124 -M 009024 124.129	2497	605.911	717.413	07/93-	SCL6455	228	26	228	34.8
2.5 D 250DL Limousine 124.127	2497	602.912	717.413	01/90-06/93	SCL6455	228	26	228	34.8
2.5 D 250 TD Break 90hp 66kw 124.185	2497	602.912	717.411/412	12/84-08/89	SCL6854	215	26	215	34.2
2.5 D 250 TD Break 94hp 69kw 124.185	2497	602.912	717.411/412	12/84-08/89	SCL6854	215	26	215	34.2
2.5 D 250 TD 124.185 Combi Break S124 90hp 66 kw	2497	602.912	717.413	09/89-06/93	SCL6455	228	26	228	34.8
2.5 D 250 TD 124.185 Combi Break S124 94hp 69kw	2497	602.912	717.413	09/89-06/93	SCL6455	228	26	228	34.8
2.5 D E250TD 124.186 -M 009024 Break Classe E W124	2497	605.911	717.413	07/93-	SCL6455	228	26	228	34.8
2.5TD 250D Turbo W124 124.128	2497	602.962	717.437	09/88-06/93	SCL6455	228	26	228	34.8
2.5TD 250D Turbo Classe E W124	2497	602.962	717.437	09/88-06/93	SCL6455	228	26	228	34.8
2.5TD 250TD Break W124 124.188	2497	602.962	717.437	04/90-06/93	SCL6455	228	26	228	34.8
2.5TD 250TD Break Classe E W124	2497	602.962	717.437	07/93-02/96	SCL6455	228	26	228	34.8
2.6 260 E 124.226 4Matic W124 160hp 118kw	2599	103.943		09/89-09/92	SCL6455	228	26	228	34.8
2.6 260 E 124.226 4Matic W124 166hp 122kw	2599	103.943		09/89-09/92	SCL6455	228	26	228	34.8
3.0 D E300 D W124 110hp 81kw 124.130	2996	603.912	717.430	12/84-06/93	SCL6455	228	26	228	34.8
3.0 D E300 D W124 113hp 83kw 124.130	2996	603.912	717.430	09/89-06/93	SCL6455	228	26	228	34.8
3.0 D 300TD 124.190 Break Combi S124 109hp 80kw	2996	603.912	717.430 /433	03/86-06/93	SCL6455	228	26	228	34.8
3.0 D 300TD 124.190 Break Combi S124 110hp 81kw	2996	603.912	717.430 /433	03/86-06/93	SCL6455	228	26	228	34.8
3.0 D 300TD 124.190 Break Combi S124 113hp 83kw	2996	603.912	717.430 /433	03/86-06/93	SCL6455	228	26	228	34.8
3.0 D 300D 124.330 4-Matic W124 109hp 80kw	2996	603.913	717.444	06/85-06/93	SCL6455	228	26	228	34.8
3.0 D 300D 124.330 4-Matic W124 113hp 83kw	2996	603.913	717.444	06/85-06/93	SCL6455	228	26	228	34.8



	CC									
190 (W201) 10/82-08/93										
D 2.0 72hp 53kw M- 328436	201.122	1997	601.911	716.213 717.410	-05/90	SCL6854	215	26	215	34.2
D 2.0 75hp 55kw M- 328436	201.122	1997	601.911	716.213 717.410	-05/90	SCL6854	215	26	215	34.2
E 2.3 132hp 97kw 136hp 100kw Ch- A521684	201.028	2299	102.985	714.404 717.412	-08/91	SCL6455	228	26	228	34.8
E 2.3 132hp 97kw 136hp 100kw Ch- F655710	201.028	2299	102.985	714.404 717.412	-08/91	SCL6455	228	26	228	34.8
D 2.5 90hp 66kw Ch- A521684	201.126	2497	602.911	717.411 /413	-09/88	SCL6455	228	26	228	34.8
D 2.5 90hp 66kw Ch- F655710	201.126	2497	602.911	717.411/413	-09/88	SCL6455	228	26	228	34.8
D 2.5 94hp 69kw Ch- A521684	201.126	2497	602.911	717.411/413	-09/88	SCL6455	228	26	228	34.8
D 2.5 Turbo -ch A521683	201.128	2497	602.961	717.411	07/86-	SCL6854	215	26	215	34.2
D 2.5 Turbo -ch F655709	201.128	2497	602.961	717.411	07/86-	SCL6854	215	26	215	34.2
D 2.5 Turbo 122hp 90kw Ch- A521684	201.128	2497	602.961		-08/93	SCL6455	228	26	228	34.8
D 2.5 Turbo 122hp 90kw Ch- F655710	201.128	2497	602.961		-08/93	SCL6455	228	26	228	34.8
D 2.5 Turbo 126hp 93kw Ch- A521684	201.128	2497	602.961		-08/93	SCL6455	228	26	228	34.8
D 2.5 Turbo 126hp 93kw Ch- F655710	201.128	2497	602.961		-08/93	SCL6455	228	26	228	34.8
E 2.6 160hp 118kw Ch- A508036	201.029	2299	103.942	717.435	-09/88	SCL6455	228	26	228	34.8
E 2.6 160hp 118kw Ch- F640695	201.029	2299	103.942	717.435	-09/88	SCL6455	228	26	228	34.8
E 2.6 166hp 122kw Ch- A508036	201.029	2299	103.942	717.435	-09/88	SCL6455	228	26	228	34.8
E 2.6 166hp 122kw Ch- F640695	201.029	2299	103.942	717.435	-09/88	SCL6455	228	26	228	34.8
MB100										
100 2.4 D Châssis cabine 72hp 53kw	631340	2399	616.963	718.311	09/89-01/96	SCL6454	230	23	228	30.5
100 2.4 D Châssis cabine 75hp 55kw	631340	2399	616.963	718.311	09/89-01/96	SCL6454	230	23	228	30.5
100 2.4 D Camionnette 72hp 53kw	631.332 /342	2399	616.963	718.311	09/89-01/96	SCL6454	230	23	228	30.5
100 2.4 D Camionnette 75hp55kw	631.332 /342	2399	616.963	718.311	09/89-01/96	SCL6454	230	23	228	30.5
100 2.4 D Autobus Autocar 56hp 41kw		2399	616.963	718.311	09/89-01/96	SCL6454	230	23	228	30.5
100 2.4 D Autobus Autocar 72hp 53kw		2399	616.963	718.311	09/89-01/96	SCL6454	230	23	228	30.5
100 2.4 D Autobus Autocar 75hp 55kw		2399	616.963	718.311	09/89-01/96	SCL6454	230	23	228	30.5















* Référence livrée avec centreur

Reference delivered with clutch alignment tool












Référence en Kit 2 pièces

2 parts kit reference

			CC				 Kit 3P				
NISSAN											
Micra											
1.0 DX 1.0 L 1.0 LX	LK10	988	MA10	RN RS	11/82-11/92	SCL6444	160	16	160	28.2	
1.0 GL 50hp 37kw	LK10	988	MA10S	RN RS	11/82-11/92	SCL6444	160	16	160	28.2	
1.0 GL 55hp 40kw	LK10	988	MA10S	RN RS	11/82-11/92	SCL6444	160	16	160	28.2	
1.0i 16v. 55hp 40kw	K11	988	CG10DE	RS5F41A	08/92-02/98	SCL6444	160	16	160	28.2	
1.2 54hp 40kw	K10	1235	MA12	RS5F41A	07/86-11/92	SCL6444	160	16	160	28.2	
1.2 60hp 44kw	K10	1235	MA12	RS5F41A	07/86-11/92	SCL6444	160	16	160	28.2	
1.5 D	K11	1527	TD15	5M	04/98-12/02	SCL0222*	180	18	181	24.6	
Interstar											
1.9DCi Camionnette		1870	F9Q.7.72	PK5	11/03-	 5104002*	242	21	242		
1.9DCi Autobus Autocar		1870	F9Q.7.72	PK5	11/03-	 5104002*	242	21	242		
2.2 DCi 90hp 66kw	X70	2188	G9T.722	PK5	09/02-	 5104006*	242	21	242		
2.5 DCi Camionnette		2463	G9U.7.20	PK5	09/02-	 5104002*	242	21	242		
2.5 DCi Autobus Autocar		2463	G9U.7.20	PK5	09/02-	 5104002*	242	21	242		



	CC				 Kit 3P				
OPEL									
Ascona C									
1.3 N 3/4/5ptes -M 1696057	1297	13N	F10	08/81-	SCL6413*	190	14	190	35.2
1.3 C 3/4/5ptes M- 1696058	1297	13N	F10	-07/83	SCL6855	190	14	190	35.3
1.3 S 3/4/5ptes -M 19569999	1297	13S	F10	08/83-	SCL6413*	190	14	190	35.2
1.3 S 3/4/5ptes M- 19570000	1297	13S	F10	-08/88	SCL6855	190	14	190	35.3
1.3 S 3/4/5ptes -M 1696057	1297	13S	F10	08/83-	SCL6413*	190	14	190	35.2
1.3 S 3/4/5ptes M-1696058	1297	13S	F10	-08/88	SCL6855	190	14	190	35.3
1.6 3/5ptes cat.	1598	16SV	F13 F13/5	08/86-08/88	SCL6445	200	14	200	35.3
1.6 3/5ptes cat.	1598	C16LN/NZ	F13/4 F13/5	08/86-08/88	SCL6445	200	14	200	35.3
1.6 3/5ptes cat.	1598	E16NZ	F13/4 F13/5	08/86-08/88	SCL6445	200	14	200	35.3
1.6 4 ptes cat.	1598	16SV	F13 F13/5	08/86-08/88	SCL6445	200	14	200	35.3
1.6 4 ptes cat.	1598	C16LN/NZ	F13/4 F13/5	08/86-08/88	SCL6445	200	14	200	35.3
1.6 4 ptes cat.	1598	E16NZ	F13/4 F13/5	08/86-08/88	SCL6445	200	14	200	35.3
1.6 D 3/5ptes	1598	16DA	F13/5	08/86-08/88	SCL6445	200	14	200	35.3
1.6 D 4 ptes	1598	16DA	F13/5	08/86-08/88	SCL6445	200	14	200	35.3
1.8 E 3/5ptes Ch- H1001772 M- 18E 14348331	1796	18E	F16	-08/87	SCL6415	215	24	215	38.5
1.8 E 4 ptes Ch- H1001772 M- 18E 14348331	1796	18E	F16	-08/87	SCL6415	215	24	215	38.5
2.0i 3/5ptes	1998	C20NE	F16	08/85-08/88	SCL6415	215	24	215	38.5
2.0i 3/5ptes	1998	20NE	F16	08/85-08/88	SCL6415	215	24	215	38.5
2.0i 3/5ptes	1998	20SEH	F16	08/85-08/88	SCL6415	215	24	215	38.5
2.0i 4 ptes	1998	C20NE	F16	08/85-08/88	SCL6415	215	24	215	38.5
2.0i 4 ptes	1998	20NE	F16	08/85-08/88	SCL6415	215	24	215	38.5
2.0i 4 ptes	1998	20SEH	F16	08/85-08/88	SCL6415	215	24	215	38.5
Astra F 09/91-01/98 ...									
1.4 3/5ptes	1389	14NV	F10/5 F13/5	09/91-01/98	SCL6414	190	14	190	35.3
1.4 4ptes	1389	14NV	F10/5 F13/5	09/91-01/98	SCL6414	190	14	190	35.3
1.4 Break	1389	14NV	F10/5 F13/5	09/91-01/98	SCL6414	190	14	190	35.3
1.4i 3/5ptes	1389	14SE	F10/5 F13/5	09/91-01/98	SCL6414	190	14	190	35.3
1.4i 3/5ptes	1389	C14NZ	F10/5 F13/5	09/91-01/98	SCL6414	190	14	190	35.3
1.4i 3/5ptes	1389	C14SE	F10/5 F13/5	09/91-01/98	SCL6414	190	14	190	35.3
1.4i 3/5ptes	1389	X14NZ	F10/5 F13/5	07/95-01/98	SCL6414	190	14	190	35.3
1.4i 4 ptes	1389	14SE	F10/5 F13/5	09/91-01/98	SCL6414	190	14	190	35.3
1.4i 4 ptes	1389	C14NZ	F10/5 F13/5	09/91-01/98	SCL6414	190	14	190	35.3
1.4i 4 ptes	1389	C14SE	F10/5 F13/5	09/91-01/98	SCL6414	190	14	190	35.3
1.4i 4 ptes	1389	X14NZ	F10/5 F13/5	07/95-01/98	SCL6414	190	14	190	35.3
1.4i Break	1389	C14NZ	F10/5 F13/5	09/91-01/98	SCL6414	190	14	190	35.3
1.4i Break	1389	C14SE	F10/5 F13/5	09/91-01/98	SCL6414	190	14	190	35.3
1.4i Break	1389	X14NZ	F10/5 F13/5	07/95-01/98	SCL6414	190	14	190	35.3
1.4i Van	1389	C14NZ	F10/5 F13/5	09/91-01/98	SCL6414	190	14	190	35.3
1.4i Cabriolet	1389	C14SE	F10/5 F13/5	09/91-01/98	SCL6414	190	14	190	35.3
1.4i 16v. 3/5ptes	1389	X14XE	F13/15/17/5	07/95-01/98	SCL6445	200	14	200	35.3
1.4i 16v. 4 ptes	1389	X14XE	F13/15/17/5	07/95-01/98	SCL6445	200	14	200	35.3
1.4i 16v. Break	1389	X14XE	F13/15/17/5	07/95-01/98	SCL6445	200	14	200	35.3
1.4i 16v. Cabriolet	1389	X14XE	F13/15/17/5	03/96-02/01	SCL6445	200	14	200	35.3

OPEL










* Référence livrée avec centreur

Reference delivered with clutch alignment tool


















Référence en Kit 2 pièces

2 parts kit reference

	CC				 Kit 3P				
... Astra F 09/91-01/98									
1.6i 3/5ptes	1598	C16NZ	F13/5 F15/5	09/91-01/98	SCL6445	200	14	200	35.3
1.6i 3/5ptes	1598	X16SZ	F13/5 F15/5	06/93-06/95	SCL6445	200	14	200	35.3
1.6i 3/5ptes	1598	X16SZR	F13/5	07/95-01/98	SCL6445	200	14	200	35.3
1.6i 3/5ptes -M 02V78522	1598	C16SE	F13/5 F15/5	09/91-	SCL6445	200	14	200	35.3
1.6i 4 ptes	1598	C16NZ	F13/5 F15/5	09/91-01/98	SCL6445	200	14	200	35.3
1.6i 4 ptes	1598	X16SZ	F13/5 F15/5	09/91-01/98	SCL6445	200	14	200	35.3
1.6i 4 ptes	1598	X16SZR	F13/5	07/95-01/98	SCL6445	200	14	200	35.3
1.6i 4 ptes -M 02V78522	1598	C16SE	F15/5	09/91-	SCL6445	200	14	200	35.3
1.6i Break	1598	C16NZ	F13/5 F15/5	09/91-01/98	SCL6445	200	14	200	35.3
1.6i Break	1598	X16SZ	F13/5 F15/5	09/91-01/98	SCL6445	200	14	200	35.3
1.6i Break	1598	X16SZR	F13/5	07/95-01/98	SCL6445	200	14	200	35.3
1.6i Break -M 02V78522	1598	C16SE	F13/5 F15/5	09/91-	SCL6445	200	14	200	35.3
1.6i. Van	1598	C16NZ	F13/5 F15/5	09/91-01/98	SCL6445	200	14	200	35.3
1.6i Van	1598	X16SZ	F13/5 F15/5	09/91-01/98	SCL6445	200	14	200	35.3
1.6i Cabriolet	1598	X16SZ	F13/5 F15/5	09/91-01/98	SCL6445	200	14	200	35.3
1.6i Cabriolet	1598	X16SZR	F15/5	06/93-02/01	SCL6445	200	14	200	35.3
1.7 D 3/5ptes	1699	17D	F13/5	09/91-01/98	SCL6445	200	14	200	35.3
1.7 D 3/5ptes	1699	17DR	F13/5	09/92-07/94	SCL6445	200	14	200	35.3
1.7 D 4 ptes	1699	17D	F13/5	09/91-01/98	SCL6445	200	14	200	35.3
1.7 D 4 ptes	1699	17DR	F13/5	09/92-07/94	SCL6445	200	14	200	35.3
1.7D Break	1699	17D	F13/5	09/91-01/98	SCL6445	200	14	200	35.3
1.7D Break	1699	17DR	F13/5	09/91-07/94	SCL6445	200	14	200	35.3
1.7 D Van	1699	17D	F13/5	09/91-01/98	SCL6445	200	14	200	35.3
1.7 D Van	1699	17DR	F13/5	09/91-07/94	SCL6445	200	14	200	35.3
1.7 TD 3/5ptes 82hp 60kw	1686	17TD	F16/5 F18/5	09/91-01/98	SCL6457	200	24	200	38.5
1.7 TD 3/5ptes -M 14102108	1686	X17DTL	F13/15/17/5	07/94-	SCL6456	200	14	200	35.3
1.7 TD 4 ptes 82hp 60kw	1686	17TD	F16/5 F18/5	09/91-01/98	SCL6457	200	24	200	38.5
1.7 TD 4 ptes -M 14102108	1686	X17DTL	F13/15/17/5	07/94-	SCL6456	200	14	200	35.3
1.7 TD Break 82hp 60kw	1686	17TD	F16/5 F18/5	09/91-01/98	SCL6457	200	24	200	38.5
1.7 TD Break -M 14102108	1686	X17DTL	F13/15/17/5	07/94-	SCL6456	200	14	200	35.3
1.7 TD Van -M 14102108	1686	X17DTL	F13/15/17/5	07/94-	SCL6456	200	14	200	35.3
1.8i 3/5ptes -M 14330715	1796	C18NZ	F16/5 F18/5	09/91-	SCL6415	215	24	215	38.5
1.8i 4 ptes -M 14330715	1796	C18NZ	F16/5 F18/5	09/91-	SCL6415	215	24	215	38.5
1.8i Break -M 14330715	1796	C18NZ	F16/5 F18/5	09/91-	SCL6415	215	24	215	38.5
2.0i 3/5ptes -M 14330715	1998	C20NE	F16/5 F18/5	09/91-	SCL6415	215	24	215	38.5
2.0i 4 ptes -M 14330715	1998	C20NE	F16/5 F18/5	09/91-	SCL6415	215	24	215	38.5
2.0i Break -M 14330715	1998	C20NE	F16/5 F18/5	09/91-	SCL6415	215	24	215	38.5
2.0i Cabriolet -M 14330715	1998	C20NE	F16/5 F18/5	09/91-	SCL6415	215	24	215	38.5












	CC				 Kit 3P				
Astra G 02/98-03/04									
 2.0 Di	1995	X20DTL Y20DTL	F18	02/98-02/04	 5106002	225	24	225	
 2.0 Di Break	1995	X20DTL Y20DTL	F18	02/98-02/04	 5106002	225	24	225	
 2.0 DTi 16v.	1995	X20DTH Y20DTH	F18 F23	02/98-02/04	 5106002	225	24	225	
Calibra									
2.0i -M 14608700	1998	C20NE	F18/5	09/89-	SCL6415	215	24	215	38.5
2.0i 4WD -M 14608700	1998	C20NE	F18/5	09/89-	SCL6415	215	24	215	38.5
Corsa A									
1.0 3/5ptes	993	10N	F10/4	10/82-06/86	SCL6413*	190	14	190	35.2
1.0 3/5ptes	993	10S	F13/5	10/82-03/93	SCL6855	190	14	190	35.3
1.0 4 ptes	993	10S	F10/4	10/82-06/86	SCL6413*	190	14	190	35.2
1.0 4 ptes	993	10S	F13/5	10/82-03/93	SCL6855	190	14	190	35.3
1.0 Van	993	10S	F10/4	05/85-06/86	SCL6413*	190	14	190	35.2
1.0 Van	993	10S	F13/5	05/85-88	SCL6855	190	14	190	35.3
1.2 3/5ptes	1196	12NC E12GV	F13/5	01/85-10/89	SCL6413*	190	14	190	35.2
1.2 3/5ptes	1195	12NV	F13/5	07/86-03/93	SCL6855	190	14	190	35.3
1.2 3/5ptes	1196	12ST	F10/4	10/82-88	SCL6413*	190	14	190	35.2
1.2 3/5ptes	1195	12ST	F13/5	10/82-93	SCL6855	190	14	190	35.3
1.2 4 ptes	1196	12NC E12GV	F13/5	01/85-10/89	SCL6413*	190	14	190	35.2
1.2 4 ptes	1196	12ST	F10/4	10/82-88	SCL6413*	190	14	190	35.2
1.2 4 ptes	1195	12ST	F13/5	10/82-93	SCL6855	190	14	190	35.3
1.2 Camionnette	1196	12NC E12GV	F13/5	01/85-10/89	SCL6413*	190	14	190	35.2
1.2 Van	1196	12ST	F10/4	05/85-88	SCL6413*	190	14	190	35.2
1.2 Van	1195	12ST	F13/5	05/85-88	SCL6855	190	14	190	35.3
1.2i 3/5ptes	1195	C12NZ	F13/5	07/91-03/93	SCL6855	190	14	190	35.3
1.2i 4 ptes	1195	C12NZ	F13/5	07/91-03/93	SCL6855	190	14	190	35.3
1.3 3/5ptes	1297	13SB	F13/5	10/82-06/86	SCL6413*	190	14	190	35.2
1.3 3/5ptes	1297	13SB	F13/5	07/86-01/90	SCL6855	190	14	190	35.3
1.3 4 ptes	1297	13SB	F13/5	10/82-06/86	SCL6413*	190	14	190	35.2
1.3 4 ptes	1297	13SB	F13/5	07/86-01/90	SCL6855	190	14	190	35.3
1.3 Van	1297	13SB	F13/5	05/85-06/86	SCL6413*	190	14	190	35.2
1.3 Van	1297	13SB	F13/5	07/86-88	SCL6855	190	14	190	35.3
1.3i 3/5ptes	1389	C13N	F10/4	09/86-09/90	SCL6855	190	14	190	35.3
1.3i 4 ptes	1389	C13N	F10/4	09/86-09/90	SCL6855	190	14	190	35.3
1.4 3/5ptes	1389	14NV	F13/5	09/89-01/92	SCL6414	190	14	190	35.3
1.4 4 ptes	1389	14NV	F13/5	09/89-01/92	SCL6414	190	14	190	35.3
1.4i 3/5ptes	1389	C14NZ	F13/5	07/91-03/93	SCL6414	190	14	190	35.3
1.4i 4 ptes	1389	C14NZ	F13/5	07/91-03/93	SCL6414	190	14	190	35.3
1.4 GT	1389	C14SE	F13/5	09/91-03/93	SCL6414	190	14	190	35.3
1.5 D 3/5ptes	1488	4EC1	F13/5	09/87-93	SCL6416	200	14	190	35.3
1.5 D 4 ptes	1488	4EC1	F13/5	09/87-93	SCL6416	200	14	190	35.3
1.5 D Camionnette	1488	4EC1	F13/5	09/87-93	SCL6416	200	14	190	35.3
1.5 TD 3/5ptes	1488	T4EC1	F13/5	03/88-93	SCL6416	200	14	190	35.3
1.5 TD 4 ptes	1488	T4EC1	F13/5	03/88-93	SCL6416	200	14	190	35.3
1.6i	1598	C16NZ	F13/5	01/90-03/93	SCL6445	200	14	200	35.3
1.6i	1598	C16SE	F13/5	09/89-03/93	SCL6445	200	14	200	35.3
1.6i	1598	C16SEI	F13/5	09/89-03/93	SCL6445	200	14	200	35.3
1.6i	1598	E16SE	F13/5	03/88-03/93	SCL6445	200	14	200	35.3

* Référence livrée avec centreur *Reference delivered with clutch alignment tool*









Référence en Kit 2 pièces

2 parts kit reference

	CC				 Kit 3P					
Corsa B										
1.0 12v. Volant moteur creux	973	X10XE	F13/5	11/96-09/00	SCL6416	200	14	190	35.3	
1.2i	1195	C12NZ	F10	03/93-08/00	SCL6414	190	14	190	35.3	
1.2i City Affaires CB7470NB	1195	C12NZ	F10	03/93-08/00	SCL6414	190	14	190	35.3	
1.2 Swing	1195	I2NZ	F10/5	03/93-09/00	SCL6414	190	14	190	35.3	
1.2i	1195	X12SZ	F10	03/93-08/00	SCL6414	190	14	190	35.3	
1.2i 16v.	1199	X12XE	F10	03/98-08/00	SCL6414	190	14	190	35.3	
1.4i	1389	C14NZ	F10/5	03/93-08/00	SCL6414	190	14	190	35.3	
1.4i Viva Affaires CBC470NB	1389	C14NZ		03/93-08/00	SCL6414	190	14	190	35.3	
1.4i	1389	C14SE	F10/5	03/93-08/00	SCL6414	190	14	190	35.3	
1.4i Berline	1389	X14SZ	F10/5	07/95-08/00	SCL6414	190	14	190	35.3	
1.4i Camionnette	1389	X14SZ	F10/5	07/95-08/00	SCL6414	190	14	190	35.3	
1.4i 16v.	1389	X14XE	F15/5	07/95-08/00	SCL6445	200	14	200	35.3	
1.5 D / Affaires Volant moteur creux	1488	15D	F13/5	03/93-08/00	SCL6416	200	14	190	35.3	
1.5 TD / Affaires Volant moteur creux	1488	15TD	F13/5	03/93-08/00	SCL6416	200	14	190	35.3	
1.7 D / Affaires Volant moteur creux	1686	X17D	F13/5	07/95-08/00	SCL6416	200	14	190	35.3	
1.7 D Van Volant moteur creux	1686	17DA	F13/5	03/93-08/00	SCL6416	200	14	190	35.3	
Kadett D										
1.0	993	10N/S	F10	08/79-07/82	SCL6413*	190	14	190	35.2	
1.2 Berline	1196	12N	F10/4 /5	08/79-07/82	SCL6413*	190	14	190	35.2	
1.2 Berline	1196	12S-OHC	F10/4 /5	07/82-07/84	SCL6413*	190	14	190	35.2	
1.2 Berline	1196	12S-OHV	F10/4 /5	08/79-07/84	SCL6413*	190	14	190	35.2	
1.2 Caravan	1196	12N	F10/4	08/79-07/82	SCL6413*	190	14	190	35.2	
1.2 Caravan	1196	12S-OHC	F10/5	07/82-07/84	SCL6413*	190	14	190	35.2	
1.2 Caravan	1196	12S-OHV	F10/4 /5	08/79-07/84	SCL6413*	190	14	190	35.2	
1.3 Berline	1297	13N	F10/4 /5	08/79-08/84	SCL6413*	190	14	190	35.2	
1.3 Berline	1297	13S	F10/4 /5	08/79-08/84	SCL6413*	190	14	190	35.2	
1.3 Caravan	1297	13N	F10/4 /5	08/79-08/84	SCL6413*	190	14	190	35.2	
1.3 Caravan	1297	13S	F10/4 /5	08/79-08/84	SCL6413*	190	14	190	35.2	
Kadett E ...										
1.2 S 3/5ptes	-M 1131436	1196	12SC	F10/4 /5	08/84-	SCL6413*	190	14	190	35.2
1.2 S 3/5ptes	M-1131437	1196	12SC	F10/4 /5	-07/86	SCL6414	190	14	190	35.3
1.2 S 3/5ptes	-M 19505999	1196	12SC	F10/4 /5	08/84-	SCL6413*	190	14	190	35.2
1.2 S 3/5ptes	M- 19506000	1196	12SC	F10/4 /5	-07/86	SCL6414	190	14	190	35.3
1.2 S 3/5ptes	-M 19538876	1196	12SC	F10/4 /5	08/84-	SCL6413*	190	14	190	35.2
1.2 S 4 ptes	-M 1131436	1196	12SC	F10/4 /5	08/84-	SCL6413*	190	14	190	35.2
1.2 S 4 ptes	M-1131437	1196	12SC	F10/4 /5	-07/86	SCL6414	190	14	190	35.3
1.2 S 4 ptes	-M 19505999	1196	12SC	F10/4 /5	08/84-	SCL6413*	190	14	190	35.2
1.2 S 4 ptes	M- 19506000	1196	12SC	F10/4 /5	-07/86	SCL6414	190	14	190	35.3
1.2 S 4 ptes	-M 19538876	1196	12SC	F10/4 /5	08/84-	SCL6413*	190	14	190	35.2
1.2 S Break	-M 1131436	1196	12SC	F10/4 /5	08/84-	SCL6413*	190	14	190	35.2
1.2 S Break	M-1131437	1196	12SC	F10/4 /5	-07/86	SCL6414	190	14	190	35.3
1.2 S Break	-M 19505999	1196	12SC	F10/4 /5	08/84-	SCL6413*	190	14	190	35.2
1.2 S Break	M- 19506000	1196	12SC	F10/4 /5	-07/86	SCL6414	190	14	190	35.3
1.2 S Break	-M 19538876	1196	12SC	F10/4 /5	08/84-	SCL6413*	190	14	190	35.2
1.2 S Camionnette-M 1131436		1196	12SC	F10/4 /5	08/84-	SCL6413*	190	14	190	35.2
1.2 S Camionnette M-1131437		1196	12SC	F10/4 /5	-07/86	SCL6414	190	14	190	35.3
1.2 S Camionnette -M 19505999		1196	12SC	F10/4 /5	08/84-	SCL6413*	190	14	190	35.2
1.2 S Camionnette M- 19506000		1196	12SC	F10/4 /5	-07/86	SCL6414	190	14	190	35.3
1.2 S Camionnette -M 19538876		1196	12SC	F10/4 /5	08/84-	SCL6413*	190	14	190	35.2

40 * Référence livrée avec centreur *Reference delivered with clutch alignment tool*

 Référence en Kit 2 pièces *2 parts kit reference*










	CC					Ø		Ø	Ø	
... Kadett E ...										
1.2 S 1.2 S Break	1196	12S-OHV	F10/5	09/84-07/86	SCL6413*	190	14	190	35.2	
1.2 S 1.2 S Break	1196	12S-OHV	F10/5	08/86-09/91	SCL6855	190	14	190	35.3	
1.3 N 3/5ptes -M 19569999	1297	13N	F10/5	09/84-07/86	SCL6413*	190	14	190	35.2	
1.3 N 3/5ptes M- 19570000	1297	13N	F10/5	08/86-91	SCL6855	190	14	190	35.3	
1.3 N 4 ptes -M 19569999	1297	13N	F10/5	09/84-07/86	SCL6413*	190	14	190	35.2	
1.3 N 4 ptes M- 19570000	1297	13N	F10/5	08/86-91	SCL6855	190	14	190	35.3	
1.3 N Break -M 19569999	1297	13N	F10/5	09/84-07/86	SCL6413*	190	14	190	35.2	
1.3 N Break M- 19570000	1297	13N	F10/5	08/86-91	SCL6855	190	14	190	35.3	
1.3 N Camionnette -M 19569999	1297	13N	F10/5	09/84-07/86	SCL6413*	190	14	190	35.2	
1.3 N Camionnette M- 19570000	1297	13N	F10/5	08/86-91	SCL6855	190	14	190	35.3	
1.3 S 3/5ptes -M 1696057	1297	13S	F10/4 F10/5	09/84-07/86	SCL6413*	190	14	190	35.2	
1.3 S 3/5ptes M-1696058	1297	13S	F10/4 F10/5	08/86-09/91	SCL6855	190	14	190	35.3	
1.3 S 4 ptes -M 1696057	1297	13S	F10/4 F10/5	09/84-07/86	SCL6413*	190	14	190	35.2	
1.3 S 4 ptes M-1696058	1297	13S	F10/4 F10/5	08/86-09/91	SCL6855	190	14	190	35.3	
1.3 S Break -M 1696057	1297	13S	F10/4 F10/5	09/84-07/86	SCL6413*	190	14	190	35.2	
1.3 S Break M-1696058	1297	13S	F10/4 F10/5	08/86-09/91	SCL6855	190	14	190	35.3	
1.3 S Cabriolet -M 1696057	1297	13S	F10/4 F10/5	10/85-07/86	SCL6413*	190	14	190	35.2	
1.3 S Cabriolet M-1696058	1297	13S	F10/4 F10/5	08/86-12/89	SCL6855	190	14	190	35.3	
1.3 S Berline -M 19569999	1297	13S	F10/5	09/84-07/86	SCL6413*	190	14	190	35.2	
1.3 S Berline M- 19570000	1297	13S	F10/5	08/86-91	SCL6855	190	14	190	35.3	
1.3i S Cat. 3/5ptes	1297	C13N	F13/4 F13/5	09/86-09/91	SCL6414	190	14	190	35.3	
1.3i S Cat. 4 ptes	1297	C13N	F13/4 F13/5	09/86-09/91	SCL6414	190	14	190	35.3	
1.3i S Cat. Break	1297	C13N	F13/4 F13/5	09/86-09/91	SCL6414	190	14	190	35.3	
1.4i 3/5ptes	1389	C14NZ E14LV	F13/5	09/89-09/91	SCL6414	190	14	190	35.3	
1.4i 4 ptes	1389	C14NZ E14LV	F13/5	09/89-09/91	SCL6414	190	14	190	35.3	
1.4i Break	1389	C14NZ	F13/5	09/89-09/91	SCL6414	190	14	190	35.3	
1.4i Van	1389	C14NZ	F13/5	09/89-09/91	SCL6414	190	14	190	35.3	
1.4i Cabriolet	1389	C14NZ	F13/5	01/90-09/91	SCL6414	190	14	190	35.3	
1.4 S 3/5ptes	1389	14NV	F13/5	09/89-09/91	SCL6414	190	14	190	35.3	
1.4 S 4 ptes	1389	14NV	F13/5	09/89-09/91	SCL6414	190	14	190	35.3	
1.4 S Break	1389	14NV	F13/5	09/89-09/91	SCL6414	190	14	190	35.3	
1.4 S Cabriolet	1389	14NV	F13/5	09/89-09/91	SCL6414	190	14	190	35.3	
1.5 TD 3/5ptes	1488	TC4EC1	F16/5	01/88-09/91	SCL6417	200	24	200	38.5	
1.5 TD 4 ptes	1488	TC4EC1	F16/5	01/88-09/91	SCL6417	200	24	200	38.5	
1.5 TD Break	1488	TC4EC1	F16/5	01/88-09/91	SCL6417	200	24	200	38.5	
1.6 S 3/5ptes	1598	16SV	F16/4 F16/5	09/86-09/91	SCL6445	200	14	200	35.3	
1.6 S 4 ptes	1598	16SV	F16/4 F16/5	09/86-09/91	SCL6445	200	14	200	35.3	
1.6 S Break	1598	16SV	F16/4 F16/5	09/86-09/91	SCL6445	200	14	200	35.3	
1.6 S Cabriolet	1598	16SV	F16/5	09/86-12/91	SCL6445	200	14	200	35.3	
1.6 S Cat.	1598	C16LZ	F13/5	09/86-09/91	SCL6445	200	14	200	35.3	
1.6i Cat.	1598	C16NZ	F13/4	09/86-09/91	SCL6445	200	14	200	35.3	
1.6i Berline	1598	E16NZ	F13/4 F13/5	09/86-09/91	SCL6445	200	14	200	35.3	
1.6i Cabriolet	1598	E16NZ	F16/5	09/86-12/91	SCL6445	200	14	200	35.3	
1.6 D 3/5ptes	1598	16D	F13/4	08/84-12/86	SCL6445	200	14	200	35.3	
1.6 D 4 ptes	1598	16D	F13/4	08/84-09/86	SCL6445	200	14	200	35.3	
1.7 D 3/5ptes	1699	17DV	F13	01/89-09/91	SCL6445	200	14	200	35.3	
1.7 D 4 ptes	1699	17DV	F13	01/89-09/91	SCL6445	200	14	200	35.3	
1.7D Break	1699	17DV	F13	01/89-09/91	SCL6445	200	14	200	35.3	
1.8 E M- 14348331 Ch- H2500001 Ch- H5000001	1796	18E	F16/5	-08/86	SCL6415	215	24	215	38.5	
1.8i GT	1796	18SE	F16/5	09/87-09/91	SCL6415	215	24	215	38.5	
1.8i 3/5ptes	1796	C18NZ	F16/5	09/86-08/91	SCL6415	215	24	215	38.5	
1.8i 4 ptes	1796	C18NZ	F16/5	09/86-08/91	SCL6415	215	24	215	38.5	
1.8i Break	1796	C18NZ	F16/5	09/86-08/91	SCL6415	215	24	215	38.5	
1.8i Camionnette	1796	C18NZ	F16/5	09/86-08/91	SCL6415	215	24	215	38.5	

* Référence livrée avec centreur *Reference delivered with clutch alignment tool*



Référence en Kit 2 pièces

2 parts kit reference






























	CC				 Kit 3P				
... Kadett E									
1.8i Cat. 3/5ptes Ch- H2500001 Ch- H5000001	1796	S18NV	F16	-09/91	SCL6415	215	24	215	38.5
1.8i Cat. 4 ptes Ch- H2500001 Ch- H5000001	1796	S18NV	F16	-09/91	SCL6415	215	24	215	38.5
2.0i GSi 3/5ptes	1998	C20NE	F16/5	09/86-91	SCL6415	215	24	215	38.5
2.0i GSi 3/5ptes	1998	20NE	F16	09/86-91	SCL6415	215	24	215	38.5
2.0i GSi 3/5ptes	1998	20SEH	F16/5	09/86-09/91	SCL6415	215	24	215	38.5
2.0i GSi 4 ptes	1998	C20NE	F16/5	09/86-91	SCL6415	215	24	215	38.5
2.0i GSi 4 ptes	1998	20NE	F16	09/86-91	SCL6415	215	24	215	38.5
2.0i GSi Break	1998	C20NE	F16/5	09/86-91	SCL6415	215	24	215	38.5
2.0i GSi Break	1998	20NE	F16	09/86-91	SCL6415	215	24	215	38.5
2.0i GSi Cabriolet	1998	C20NE	F16/5	09/86-12/91	SCL6415	215	24	215	38.5
2.0i GSi Cabriolet	1998	20NE	F16	09/86-12/91	SCL6415	215	24	215	38.5
2.0i GSi Cabriolet	1998	20SEH	F16/5	09/86-09/91	SCL6415	215	24	215	38.5
Manta B									
1.3 S	1297	13S		08/84-07/86	SCL6413*	190	14	190	35.2
1.3 S GT	1297	13S		05/80-07/84	SCL6413*	190	14	190	35.2
Tigra									
1.4i 16v.	1389	X14XE	F15/5	10/94-01/01	SCL6445	200	14	200	35.3
Vectra A									
1.4 GL 3/5ptes	1389	14NV	F10	09/88-07/92	SCL6414	190	14	190	35.3
1.4 GL 4 ptes	1389	14NV	F10	09/88-07/92	SCL6414	190	14	190	35.3
1.6i 3/5ptes	1598	X16SZ	F13/4	09/93-09/95	SCL6445	200	14	200	35.3
1.6i 3/5ptes	1598	C16NZ /Z2	F13/4	09/88-09/95	SCL6445	200	14	200	35.3
1.6i 3/5ptes	1598	E16NZ	F13/4	09/88-09/95	SCL6445	200	14	200	35.3
1.6i 3/5ptes	1598	16SV	F13/4	09/88-07/92	SCL6445	200	14	200	35.3
1.6i 4 ptes	1598	X16SZ	F13/4	09/93-09/95	SCL6445	200	14	200	35.3
1.6i 4 ptes	1598	C16NZ /Z2	F13/4	09/88-09/95	SCL6445	200	14	200	35.3
1.6i 4 ptes	1598	E16NZ	F13/4	09/88-09/95	SCL6445	200	14	200	35.3
1.6i 4 ptes	1598	16SV	F13/4	09/88-07/92	SCL6445	200	14	200	35.3
1.7 D 3/5ptes	1699	17D	F13/4	09/88-06/92	SCL6445	200	14	200	35.3
1.7 D 3/5ptes	1699	17DR	F13/5	06/92-06/94	SCL6445	200	14	200	35.3
1.7 D 4 ptes	1699	17D	F13/4	09/88-06/92	SCL6445	200	14	200	35.3
1.7 D 4 ptes	1699	17DR	F13/5	06/92-06/94	SCL6445	200	14	200	35.3
1.7 TD 3/5ptes	1686	17TD	F16/5	07/91-09/95	SCL6457	200	24	200	38.5
1.7 TD 4 ptes	1686	17TD	F16/5	07/91-09/95	SCL6457	200	24	200	38.5
1.8 4WD 4 ptes Volant moteur plat	1796	E18NVR	F16	09/88-09/95	SCL6415	215	24	215	38.5
1.8 4WD 3/5ptes Volant moteur plat	1796	E18NVR	F16	09/88-09/95	SCL6415	215	24	215	38.5
1.8i 3/5ptes -ch N	1796	C18NZ	F16	09/88-07/92	SCL6415	215	24	215	38.5
1.8i 4 ptes -ch N	1796	C18NZ	F16	09/88-07/92	SCL6415	215	24	215	38.5
2.0i 3/5ptes -ch P	1998	20NE	F16	09/88-07/93	SCL6415	215	24	215	38.5
2.0i 3/5ptes -ch P	1998	C20NE	F16 F16/5	04/88-07/93	SCL6415	215	24	215	38.5
2.0i 4 ptes -ch P	1998	20NE	F16	09/88-07/93	SCL6415	215	24	215	38.5
2.0i 4 ptes -ch P	1998	C20NE	F16 F16/5	04/88-07/93	SCL6415	215	24	215	38.5
2.0i 4WD -ch P	1998	20NE	F16	09/88-07/93	SCL6415	215	24	215	38.5
2.0i 4WD -ch P	1998	C20NE	F16 F16/5	04/88-07/93	SCL6415	215	24	215	38.5
2.0i 4WD	1998	20SEH	F16	09/88-07/92	SCL6415	215	24	215	38.5
2.0i GT 4 ptes	1998	20SEH	F16	09/88-07/92	SCL6415	215	24	215	38.5
2.0i GT 3/5ptes	1998	20SEH	F16	09/88-07/92	SCL6415	215	24	215	38.5

42 * Référence livrée avec centreur *Reference delivered with clutch alignment tool*



Référence en Kit 2 pièces

2 parts kit reference

	CC					Ø		Ø	Ø
Vectra B									
 2.0 Di / Break	1995	X20DTL	F18	10/96-09/00	 5106002	225	24	225	
 2.0 DTi / Break	1995	X20DTH Y20DTH	F18	06/00-06/02	 5106002	225	24	225	
Zafira									
 2.0 Di	1995	X20DTL	F18	10/99-	 5106002	225	24	225	
 2.0 DTi	1995	Y20DTH	F18	09/00-	 5106002	225	24	225	
Arena									
1.9 D Combi / Fourgon	1870	F8Q600 /06	NE3	01/98-08/01	SCL4124	200	26	200	26.6
2.5 D 75hp 55kw Combi	2445	S8U.7.82	NE3	01/98-08/01	SCL4108	215	21	215	-
2.5 D 80hp 59kw Combi	2445	S8U.7.58 /80	NE3	01/98-08/01	SCL4108	215	21	215	-
2.5 D 75hp 55kw Fourgon	2445	S8U.7.82	NE3	01/98-08/01	SCL4108	215	21	215	-
2.5 D 75hp 55kw Fourgon	2445	S8U.7.58 /80	NE3	01/98-08/01	SCL4108	215	21	215	-
Combo									
1.2	1195	I2NZ C12NZ	F10/4 F10/5	03/93-09/01	SCL6414	190	14	190	35.3
1.2i	1195	X12SZ	F10/4 F10/5	03/93-09/01	SCL6414	190	14	190	35.3
1.3	1297	I3N I3S	F10/4	07/85-07/86	SCL6413*	190	14	190	35.2
1.3	1297	I3N I3S	F10/4	08/86-06/90	SCL6414	190	14	190	35.3
1.4	1389	I4NV	5M	09/89-06/91	SCL6414	190	14	190	35.3
1.4i	1389	C14NZ E14LV	5M	09/89-03/93	SCL6414	190	14	190	35.3
1.4i	1389	C14NZ X14SZ	F10/5	03/93-09/01	SCL6414	190	14	190	35.3
1.4i	1389	C14SE	F13/5	03/93-09/01	SCL6414	190	14	190	35.3
1.4i 16v.	1598	X14XE	F13/5	08/99-09/01	SCL6445	200	14	200	35.3
1.6 1.6i Volant moteur plat	1598	C16LZE16NZ	F13/5	08/86-03/93	SCL6445	200	14	200	35.3
1.6 D Volant moteur plat	1598	I6D	4M 5M	07/85-06/90	SCL6445	200	14	200	35.3
1.7 D Volant moteur plat -ch 14102108	1699	I7D	F13/5	08/90-03/93	SCL6445	200	14	200	35.3
1.7 D Volant moteur plat -ch 14102108	1699	I7DA	F13/5	03/93-06/95	SCL6445	200	14	200	35.3
1.7 D Volant moteur creux Ch-14102109	1686	I7DA	F13/5	07/95-09/01	SCL6416	200	14	190	35.3
Movano									
 1.9 DTi	1870	F9Q.770/72/74	PF1	01/99-11/03	 5104005	240	21	240	
 2.2 DTi 90hp 66kw	2188	G9T.7.20 / 22	PF1	09/00-09/03	 5104006*	242	21	242	
 2.2 CDTi 90hp 66kw	2188	G9T.7.50	PF1	10/03-	 5104006*	242	21	242	
2.5 DTi Châssis cabine Camionnette Autobus Autocar	2463	G9U.7.20	PF1	10/01-09/03	 5104002*	242	21	242	
2.5 CTDi Châssis cabine Camionnette Autobus Autocar	2463	G9U.7.20	PF1	10/03-	 5104002*	242	21	242	
2.5 CTDi Châssis cabine Camionnette Autobus Autocar	2463	G9U.7.54	PF6	10/03-	 5104002*	242	21	242	
2.8 DTi Châssis cabine Autobus Autocar	2800	S9W.7.00 / 02	PF1	10/98-01/99	5104001	242	21	242	27.1
2.8 DTi Camionnette Châssis cabine Autobus Autocar	2800	S9W.7.00	PF1	01/99-10/01	 SCL4337	242	21	242	
2.8 DTi Camion basculant	2800	S9W.7.02	PF1	01/99-10/01	 SCL4337	242	21	242	
Vivaro									
 1.9 Di 82hp 60kw Camionnette Autobus Autocar	1870	F9Q.762	PK5	05/01-08/06	 5104005	240	21	240	
 1.9 DTi 100hp 73kw Camionnette Autobus Autocar	1870	F9Q.760	PK5	05/01-08/06	 5104005	240	21	240	










* Référence livrée avec centreur

Reference delivered with clutch alignment tool












Référence en Kit 2 pièces

2 parts kit reference

	CC				 Kit 3P				
PEUGEOT									
1007									
1.4i	1360	TU3JP	MA/5	04/05-	SCL0551*	180	18	180	24.5
1.4i 2-Tronic	1360	TU3JP	MA/5P	04/05-	SCL0551*	180	18	180	24.5
<small>NEW</small> 1.4 HDi	1398	DV4TD	MA	-04/10/04	5100007*	200	18	200	24.5
1.6i 2-Tronic 16v. pilotée	1587	TU5JP4/L4	MA/5P	04/05-	SCL0547*	200	18	200	24.5
104									
1.0 Berline	954	XV3	BH3/4 BH3/5	07/72-06/79	SCL0211*	180	20	181	24.3
1.0 Berline	954	XV5	BH3/4 BH3/5	07/79-06/84	SCL0211*	180	20	181	24.3
1.0 Berline	954	XV8	BH3/4 BH3/5	07/83-06/87	SCL0211*	180	20	181	24.3
1.0 Coupé	954	XV5	BH3/4 BH3/5	07/79-06/84	SCL0211*	180	20	181	24.3
1.1 Berline	1124	XW3	BH3/4	07/76-07/81	SCL0211*	180	20	181	24.3
1.1 Berline	1124	XW3S	BH3/4	07/75-08/79	SCL0211*	180	20	181	24.3
1.1 Berline	1124	XW7	BH3/4 BH3/5	07/80-05/88	SCL0211*	180	20	181	24.3
1.1 Coupé	1124	XW3	BH3/4	07/76-07/81	SCL0211*	180	20	181	24.3
1.1 Coupé	1124	XW3S	BH3/4	07/75-08/79	SCL0211*	180	20	181	24.3
1.1 Coupé	1124	XW3S(121)	BH3/4	07/75-08/79	SCL0211*	180	20	181	24.3
1.1 Coupé	1124	XW7	BH3/4 BH3/5	07/80-05/88	SCL0211*	180	20	181	24.3
1.2 Berline	1219	XZ5	BH3/4 BH3/5	07/79-06/84	SCL0211*	180	20	181	24.3
1.4 Berline	1360	XY6B	BH3/4 BH3/5	08/78-07/85	SCL0211*	180	20	181	24.3
1.4 Berline	1360	XY8	BH3/5	07/82-07/85	SCL0211*	180	20	181	24.3
1.4 Coupé	1360	XY6B	BH3/4 BH3/5	08/78-07/85	SCL0211*	180	20	181	24.3
1.4 Coupé	1360	XY8	BH3/5	07/82-07/85	SCL0211*	180	20	181	24.3
106 ...									
1.0i 45hp 33kw Entreprise	954	TU9M/L	MA4/5	09/91-03/96	SCL0189*	180	18	181	24.7
1.0i 45hp 33kw	954	TU9M/L	MA/5	03/96-10/97	SCL0221*	180	18	181	24.7
1.0i 45hp 33kw	954	TU9M/L	MA/5	10/97-07/03	SCL0231*	180	18	181	24.6
1.0i 50hp 37kw	954	TU9M/L	MA4/5	06/92-03/96	SCL0189*	180	18	181	24.7
1.0i 50hp 37kw	954	TU9M/L	MA/5	03/96-10/97	SCL0221*	180	18	181	24.7
1.0i 50hp 37kw	954	TU9M/L	MA/5	10/97-07/03	SCL0231*	180	18	181	24.6
1.1 1.1i	1124	TU1	MA4/5	09/91-03/96	SCL0189*	180	18	181	24.7
1.1i Entreprise 55hp 41kw									
1.1 1.1i 55hp 41kw	1124	TU1M+ /L3 TU1TR	MA/5	03/96-10/97	SCL0221*	180	18	181	24.7
1.1 1.1i 55hp 41kw	1124	TU1M+ /L3 TU1TR	MA/5	10/97-07/03	SCL0231*	180	18	181	24.6
1.1i 60hp 44kw	1124	TU1M/L/L3/ZR	MA4/5	09/91-03/96	SCL0189*	180	18	181	24.7
1.1i 60hp 44kw	1124	TU1M+/L/L3	MA/5	03/96-10/97	SCL0221*	180	18	181	24.7
1.1i 1.1i GPL	1124	TU1JP TU1M	MA/5	10/97-07/03	SCL0231*	180	18	181	24.6
1.3i Rallye	1294	TU2J2	MA5 MA/5	06/93-11/94	SCL0219*	180	18	181	24.7
1.4	1360	TU3.2	MA/5 MA5	09/91-11/94	SCL0189*	180	18	181	24.7
1.4	1360	TU3.2	MA/5 MA5	12/94-09/97	SCL0221*	180	18	181	24.7
1.4i Injection multipoint	1360	TU3FM TU3M	MA/5	12/94-09/97	SCL0221*	180	18	181	24.7
1.4i	1360	TU3.2 TU3FM	MA/5	10/97-07/03	SCL0231*	180	18	181	24.6
1.4i Injection multipoint	1360	TU3JP	MA/5	12/94-09/97	SCL0221*	180	18	181	24.7
1.4i	1360	TU3JP	MA/5	10/97-07/03	SCL0231*	180	18	181	24.6
1.4i XSi monopoint	1360	TU3J2	MA/5	09/91-03/96	SCL0198*	180	18	181	24.7
1.4 XSi 1.4i Le Mans	1360	TU3FJ2/L	MA/5	09/91-03/96	SCL0198*	180	18	181	24.7
1.4 D 1.4 D Entreprise	1360	TUD3/Y	MA4/5	06/92-03/96	SCL0192*	180	18	181	24.7
1.5 D 54hp 40kw	1527	TUD5/B	MA/5 MA5	07/94-07/03	SCL0222*	180	18	181	24.6
1.5 D 58hp 43kw	1527	TUD5/B	MA/5 MA5	07/94-07/03	SCL0222*	180	18	181	24.6



	CC				 Kit 3P				
... 106									
1.6i	1587	TU5J2/4/P	MA/5 MA5	06/93-04/96	SCL0206*	200	18	200	24.6
1.6i	1587	TU5J2/4/P	MA/5 MA5	05/96-12/00	SCL0206*	200	18	200	24.6
1.6i	1587	TU5J2/4/P	MA5	12/00-07/03	SCL0545*	200	18	200	24.6
1.6i XSi	1587	TU5J2/L3(NFY)	MA/5	07/95-03/96	SCL0206*	200	18	200	24.6
1.6i Rallye	1587	TU5J2/L3	MA/5	03/96-12/00	SCL0206*	200	18	200	24.6
1.6i XSi Rallye	1587	TU5J2/L3	MA/5	12/00-07/03	SCL0545*	200	18	200	24.6
1.6i S16 16v.	1587	TU5J4/K /L3	MA/5	03/96-12/00	SCL0206*	200	18	200	24.6
1.6i S16 16v.	1587	TU5J4/K(NFX)	MA/5	12/00-	SCL0545*	200	18	200	24.6
205 ...									
1.0	954	XV8	BH3/4/B BH3/5	02/83-07/88	SCL0211*	180	20	181	24.3
1.0 1.0i	954	TU9/K TU9M/L	MA/4 MA/5	08/87-09/98	SCL0189*	180	18	181	24.7
1.0i	954	TU9M/L	MA/5	10/98-	SCL0231*	180	18	181	24.6
1.1	1118	E1	BE1/4	07/84-07/88	SCL0214*	180	18	181	24.5
1.1	1124	F1	BE1/5	07/84-06/87	SCL0214*	180	18	181	24.5
1.1 (Espagne)	1124	F1	BE3/5	07/89-06/93	SCL0192*	180	18	181	24.7
1.1	1124	XW7(109F)	BH3/4 /B BH3/5	02/83-07/87	SCL0211*	180	20	181	24.3
1.1	1124	XW7(109N)	BH3/4 /B BH3/5	02/83-07/88	SCL0211*	180	20	181	24.3
1.1	1124	TU1TR	MA/4 MA/5	06/90-09/98	SCL0189*	180	18	181	24.7
1.1	1124	TU1/K	MA/4 MA/5	08/87-12/94	SCL0189*	180	18	181	24.7
1.1i	1124	TU1M/Z	MA/5	08/89-09/97	SCL0189*	180	18	181	24.7
1.1i	1124	TU1M/Z	MA/5	10/97-	SCL0231*	180	18	181	24.6
1.3	1294	G1 G1A	BE1/5	07/84-07/88	SCL0214*	180	18	181	24.5
1.3	1294	G1 G1A	BE3/5	07/89-06/93	SCL0192*	180	18	181	24.7
1.3 Rallye	1294	TU24/K	MA/5	08/87-06/93	SCL0220	180	18	181	24.7
1.4	1360	XY6B	BH3/5	02/83-07/87	SCL0211*	180	20	181	24.3
1.4	1360	XY7	BH3/4 BH3/5	02/83-10/87	SCL0211*	180	20	181	24.3
1.4	1360	XY7	BH3/4 BH3/5	10/87-07/88	SCL0211*	180	20	181	24.3
1.4 CJ Cabriolet	1360	XY7(150D)	BH3/5	08/87-07/88	SCL0211*	180	20	181	24.3
1.4	1360	XY8(150H)	BH3/5	02/83-07/87	SCL0211*	180	20	181	24.3
1.4 CT Cabriolet	1360	XY8(150H)	BH3/5	02/83-07/87	SCL0211*	180	20	181	24.3
1.4	1360	TU3A1	MA/5	06/90-06/93	SCL0189*	180	18	181	24.7
1.4	1360	TU3S/K	MA/5	08/87-12/94	SCL0189*	180	18	181	24.7
1.4 1.4i	1360	TU3.2 TU3M	BE3/5N MA/5	08/87-09/98	SCL0189*	180	18	181	24.7
1.4 Cabriolet	1360	TU3CP/Z	MA/5	08/87-09/97	SCL0189*	180	18	181	24.7
1.4i	1360	TU3M	MA/5	10/97-	SCL0231*	180	18	181	24.6
1.6 XR 1.6 XT	1580	XU5CP/Z	BE1/5	08/86-07/87	SCL0193*	200	18	200	24.7
1.6 CT GR 70hp 52kw	1580	XU51C(B1E)	BE1/5 BE3/5	02/83-06/90	SCL0193*	200	18	200	24.7
1.6 CT GR 75hp 55kw	1580	XU51C(B1A)	BE1/5 BE3/5	02/83-06/90	SCL0207	200	18	200	24.7
1.6i GR GTi Si SIXT	1580	XU5M/Z	BE3/5	06/90-09/98	SCL0207	200	18	200	24.7
1.6i CTi Décapotable	1580	XU5M/Z	BE3/5	06/90-12/94	SCL0207	200	18	200	24.7
1.6i GTi	1580	XU51J1	BE3/4	07/89-09/98	SCL0207	200	18	200	24.7
1.6i GTi CTi Berline	1580	XU5J	BE1/5	02/83-07/87	SCL0193*	200	18	200	24.7
1.6i GTi CTi Berline	1580	XU5JA/K	BE1/5	08/87-07/89	SCL0193*	200	18	200	24.7
1.6i GTi CTi Berline	1580	XU5JA/K	BE3/5	07/89-09/98	SCL0207	200	18	200	24.7
1.6i CTi Décapotable	1580	XU5JA/K	BE3/5	07/89-09/98	SCL0207	200	18	200	24.7
1.6i GTX	1592	J2	BE1/5	07/84-07/87	SCL0193*	200	18	200	24.7
1.6i GTX	1592	J2	BE3/5	07/89-06/93	SCL0207	200	18	200	24.7
1.7D Berline	1769	XUD7/K	BE1/4/1/5 BH3/5	08/83-07/89	SCL0188*	200	18	200	24.5
1.7D Berline	1769	XUD7/K	BE3/4 BE3/5	08/89-09/98	SCL0193*	200	18	200	24.7
1.7D Fourgonnette	1769	XUD7/K	BE3/4 BE3/5	08/89-09/98	SCL0193*	200	18	200	24.7
1.7 TD	1769	XUD7T/K	BE3/5	10/90-09/98	SCL0215*	215	18	215	24.7










* Référence livrée avec centreur

Reference delivered with clutch alignment tool



Référence en Kit 2 pièces

2 parts kit reference










	CC				 Kit 3P				
... 205									
1.9i CTi Berline	1905	XU9J1/Z	BE1/5 BE3/5	02/83-07/89	SCL0190*	200	18	200	24.5
1.9i CTi / Décapotable	1905	XU9J1/Z	BE3/5	08/89-06/90	SCL0207	200	18	200	24.7
1.9i GTi	1905	XU9JAZ	BE3/5	08/89-09/98	SCL0207	200	18	200	24.7
1.9i GTi CTi	1905	XU9JA	BE1/5	07/85-07/89	SCL0190*	200	18	200	24.5
1.9i GTi	1905	XU9JA /1	BE3/5	07/89-09/98	SCL0207	200	18	200	24.7
1.9i GTi Cat.	1905	XU9JA	BE3/5	07/89-09/98	SCL0207	200	18	200	24.7
1.9i Rallye	1905	XU9JA /1	BE3/5	07/89-09/98	SCL0207	200	18	200	24.7
1.9 D	1905	XUD9/K	BE3/5	08/89-01/98	SCL0193*	200	18	200	24.7
1.9 D	1905	XUD9/K	BE3/5	01/98-09/98	SCL0531*	200	18	200	24.6
206									
1.1i Berline 3 ptes Entreprise	1124	TU1JP/L3 HFZ		09/98-09/00	SCL0231*	180	18	181	24.6
1.1i Berline 3 ptes Entreprise	1124	TU1JP/L4 HFX		09/00-	SCL0231*	180	18	181	24.6
1.1i Berline 3 ptes	1124	TU1JP/L3A HFY		09/98-	SCL0231*	180	18	181	24.6
1.1i Berline 5 ptes	1124	TU1JP/L3 HFZ		09/98-09/00	SCL0231*	180	18	181	24.6
1.1i Berline 5 ptes	1124	TU1JP/L4 HFX		09/00-	SCL0231*	180	18	181	24.6
1.1i Berline 5 ptes	1124	TU1JP/L3A HFY		09/98-	SCL0231*	180	18	181	24.6
1.1i SW	1124	TU1JP/L4 HFX		05/02-	SCL0231*	180	18	181	24.6
1.4i Berline	1360	TU3JP	MA5/N	09/98-	SCL0231*	180	18	181	24.6
1.4i SW	1360	TU3JP	MA5/N	09/98-	SCL0231*	180	18	181	24.6
NEW 1.4 HDi	1398	DV4TD	MA	-04/10/04	5100007*	200	18	200	24.5
1.6i 3/5 ptes	1587	TU5JP/L3	MA5/N MA5/S	09/98-	SCL0206*	200	18	200	24.6
1.6i 16v. Conduite à gauche	1587	TU5JP4/L4	MA/5 MA/5S	09/00-	SCL0545*	200	18	200	24.6
1.6i 16v. SW Conduite à gauche	1587	TU5JP4/L4	MA/5 MA/5S	09/00-	SCL0545*	200	18	200	24.6
1.6i 16v. Conduite à droite	1587	TU5JP4/L4	MA5/N MA5/S	09/00-	SCL0547*	200	18	200	24.5
1.6i 16v. SW Conduite à droite	1587	TU5JP4/L4	MA5/N MA5/S	09/00-	SCL0547*	200	18	200	24.5
NEW 1.6 HDi	1560	DV6TED4	BE4R	-10/06	5100011*	225	18	225	24.5
1.9 D	1868	DW8/L3/WJZ	BE4/5N	09/98-	SCL0527*	200	18	200	24.5
1.9 D	1868	DW8/L4/WJZ	BE4/5N	09/98-	SCL0527*	200	18	200	24.5
1.9 D	1868	DW8B/L4	BE4R	09/98-	SCL0527*	200	18	200	24.5
2.0i 16v. Berline	1997	EW10J4/IF	BE4S/5	04/99-	SCL0526*	230	18	228	24.5
2.0i 16v. Berline	1997	EW10J4/L3	BE4S/5	04/99-	SCL0526*	230	18	228	24.5
2.0i 16v. Berline	1997	EW10J4/L4	BE4S/5	09/00-	SCL0526*	230	18	228	24.5
2.0i 16v. SW	1997	EW10J4/L4	BE4S/5	05/02-	SCL0526*	230	18	228	24.5
2.0i RC 16v.	1997	EW10J4S/L4	BE4T/5	05/03-	SCL0526*	230	18	228	24.5
2.0 HDi Berline / SW	1997	DW10TD	BE4/5L /N BE4R	09/99-	SCL0539*	228	18	228	24.5
206 CC									
1.6i 16v. Conduite à gauche	1587	TU5JP4/L4	MA/5	02/01-	SCL0545*	200	18	200	24.6
1.6i 16v. Conduite à droite	1587	TU5JP4/L4	MA/5	02/01-	SCL0547*	200	18	200	24.5
2.0i 16v.	1997	EW10J4/L4	BE4S/5	10/00-	SCL0526*	230	18	228	24.5
207									
NEW 1.6 HDi	1560	DV6TED4	BE4R	-10/09/06	5100011*	225	18	225	24.5
305 ...									
1.6 Berline	1580	XU5S	BE1/5 BE3/5	08/82-06/84	SCL0187*	200	18	200	24.5
1.6 Berline	1580	XU5S	BE1/5 BE3/5	07/84-07/89	SCL0187*	200	18	200	24.5
1.6 Berline	1580	XU5S	BE3/5	08/89-06/90	SCL0207	200	18	200	24.7
1.6 GTX Break 581E56	1580	XU5S(171C)	BE1/5 BE3/5	10/84-88	SCL0190*	200	18	200	24.5
1.6 GR /Break	1580			10/85-88	SCL0187*	200	18	200	24.5
1.6 SR /Break	1580			09/85-88	SCL0187*	200	18	200	24.5

46 * Référence livrée avec centreur *Reference delivered with clutch alignment tool*



Référence en Kit 2 pièces

2 parts kit reference

	CC				 Kit 3P				
... 305									
1.6 Fourgonnette 581U27	1580	XU51C	BE1	08/82-06/89	SCL0187*	200	18	200	24.5
1.6 Fourgonnette 581U27	1580	XU51C	BE3	07/89-	SCL0193*	200	18	200	24.7
1.7 D Utilitaire 581 /U60 /U68	1769	XUD7	BE1	08/82-06/89	SCL0188*	200	18	200	24.5
1.7 D Utilitaire 581 /U60 /U68	1769	XUD7	BE3	07/89-	SCL0193*	200	18	200	24.7
1.9 GR GT GTX SR 581M76	1905	XU92C XU9S	BE1	08/82-02/88	SCL0207	200	18	200	24.7
1.9i GTX SR Berline 581E86	1905	XU9J1	BE1	08/82-06/89	SCL0190*	200	18	200	24.5
1.9i GTX SR Berline 581E86	1905	XU9J1	BE3	07/89-06/90	SCL0207	200	18	200	24.7
1.9 GR GT GTX SR Break 581E76	1905	XU92C XU9S	BE1	08/82-06/89	SCL0207	200	18	200	24.7
1.9 GR GT GTX SR Break 581E76	1905	XU92C XU9S	BE3	07/89-06/90	SCL0207	200	18	200	24.7
1.9 D GLD GRD SRD Berline 581/M40 /M48	1905	XUD9	BE1	08/82-06/89	SCL0188*	200	18	200	24.5
1.9 D GLD GRD SRD Berline 581/M40 /M48	1905	XUD9	BE3	07/89-06/90	SCL0193*	200	18	200	24.7
1.9 D GLD GRD SRD Break 581/E40 /E48	1905	XUD9	BE1	08/82-06/89	SCL0188*	200	18	200	24.5
1.9 D GLD GRD SRD Break 581/E40 /E48	1905	XUD9	BE3	07/89-06/90	SCL0193*	200	18	200	24.7
1.9 D Utilitaire 581/U40 /U48	1905	XUD9	BE1	08/82-06/89	SCL0188*	200	18	200	24.5
1.9 D Utilitaire 581/U40 /U48	1769	XUD9	BE3	07/89-	SCL0193*	200	18	200	24.7
306 ...									
1.1i 3/5 ptes	1124	TU1M/L +/L3	MA/5	02/93-02/97	SCL0221*	180	18	181	24.7
1.1i 3/5 ptes	1124	TU1M	MA/5	02/93-02/97	SCL0221*	180	18	181	24.7
1.1i 4 ptes	1124	TU1M	MA/5	02/93-02/97	SCL0221*	180	18	181	24.7
1.1i Entreprise	1124	TU1M	MA/5	02/93-02/97	SCL0221*	180	18	181	24.7
1.4 3/5 ptes	1360	TU3/K TR(K3A)	MA/5	02/93-10/97	SCL0221*	180	18	181	24.7
1.4 3/5 ptes	1360	TU3.2/K	MA/5	02/93-02/97	SCL0221*	180	18	181	24.7
1.4 4 ptes	1360	TU3/K TR(K3A)	MA/5	02/93-10/97	SCL0221*	180	18	181	24.7
1.4 4 ptes	1360	TU3.2/K	MA/5	02/93-02/97	SCL0221*	180	18	181	24.7
1.4 Break	1360	TU3.2 /K TR TU3JP	MA/5	04/97-10/97	SCL0221*	180	18	181	24.7
1.4 Break	1360	TU3.2 TU3JP	MA/5	10/97-03/02	SCL0231*	180	18	181	24.6
1.4i 3/5 ptes	1360	TU3MC TU3JP	MA/5	02/93-02/97	SCL0221*	180	18	181	24.7
1.4i 3/5 ptes	1360	TU3.2 /K TR TU3JP	MA/5	03/97-10/97	SCL0221*	180	18	181	24.7
1.4i 3/5 ptes	1360	TU3.2 TU3JP	MA/5	10/97-03/02	SCL0231*	180	18	181	24.6
1.4i 4 ptes	1360	TU3MC TU3JP	MA/5	02/93-02/97	SCL0221*	180	18	181	24.7
1.4i 4 ptes	1360	TU3.2 /K TR TU3JP	MA/5	03/97-10/97	SCL0221*	180	18	181	24.7
1.4i 4 ptes	1360	TU3.2 TU3JP	MA/5	10/97-03/02	SCL0231*	180	18	181	24.6
1.4i Break	1360	TU3.2 /K TR TU3JP	MA/5	04/97-10/97	SCL0221*	180	18	181	24.7
1.4i Break	1360	TU3.2 TU3JP	MA/5	10/97-03/02	SCL0231*	180	18	181	24.6
1.6i 4ptes	1587	TU5JP	MA/5	02/93-05/98	SCL0206*	200	18	200	24.6
1.6i 4ptes	1587	TU5JP/L3	MA/5	05/98-12/00	SCL0206*	200	18	200	24.6
1.6i 4ptes	1587	TU5JP/L3	MA/5	12/00-03/02	SCL0545*	200	18	200	24.6
1.6i 4ptes	1587	TU5JP/L4	MA/5	12/00-09/02	SCL0545*	200	18	200	24.6
1.6i 3/5 ptes	1587	TU5JP	MA/5	02/93-05/98	SCL0206*	200	18	200	24.6
1.6i 3/5 ptes	1587	TU5JP/L3	MA/5	05/98-12/00	SCL0206*	200	18	200	24.6
1.6i 3/5 ptes	1587	TU5JP/L3	MA/5	12/00-03/02	SCL0545*	200	18	200	24.6
1.6i 3/5 ptes	1587	TU5JP/L4	MA/5	12/00-09/02	SCL0545*	200	18	200	24.6










* Référence livrée avec centreur

Reference delivered with clutch alignment tool



Référence en Kit 2 pièces

2 parts kit reference










	CC				 Kit 3P				
... 306 ...									
1.6i Break	1587	TU5JP+/L3	MA/5	05/98-12/00	SCL0206*	200	18	200	24.6
1.6i Break	1587	TU5JP+/L3	MA/5	12/00-03/02	SCL0545*	200	18	200	24.6
1.6i Break	1587	TU5JP/L4	MA/5	12/00-09/02	SCL0545*	200	18	200	24.6
1.6i Cabriolet	1587	TU5JP/IF	MA/5	05/98-12/00	SCL0206*	200	18	200	24.6
1.6i Cabriolet	1587	TU5JP/IF	MA/5	12/00-09/02	SCL0545*	200	18	200	24.6
1.6i Cabriolet	1587	TU5JP/L4	MA/5	12/00-09/02	SCL0545*	200	18	200	24.6
1.7D / Entreprise	1769	XUD7	BE3/5	06/93-01/98	SCL0193*	200	18	200	24.7
1.7D / Entreprise	1769	XUD7	BE3/5	01/98-02/02	SCL0531*	200	18	200	24.6
1.8i 3/5 ptes	1761	XU7JP/L	BE3/5	10/93-01/98	SCL0207	200	18	200	24.7
1.8i 3/5 ptes	1761	XU7JP/L	BE3/5	01/98-02/02	SCL0550	200	18	200	24.6
1.8i 4 ptes	1761	XU7JP/L	BE3/5	08/94-01/98	SCL0207	200	18	200	24.7
1.8i Break	1761	XU7JP/L	BE3/5	10/93-01/98	SCL0207	200	18	200	24.7
1.8i Break	1761	XU7JP/L	BE3/5	01/98-02/02	SCL0550	200	18	200	24.6
1.8i 1.8i Cabriolet	1761	XU7JP/Z	BE3/5	10/93-02/97	SCL0207	200	18	200	24.7
1.8i XS 3/5ptes	1761	XU7JP/K	BE3/5	01/98-02/02	SCL0550	200	18	200	24.6
1.8i XS 4ptes	1761	XU7JP/K	BE3/5	01/98-02/02	SCL0550	200	18	200	24.6
1.8i XS Break	1761	XU7JP/K	BE3/5	01/98-03/02	SCL0550	200	18	200	24.6
1.8i XS Décapotable	1761	XU7JP/K	BE3/5	01/98-09/02	SCL0550	200	18	200	24.6
1.8i 16v. 3/5ptes	1761	XU7JP4/L3	BE3/5	03/97-01/98	SCL0207	200	18	200	24.7
1.8i 16v. 3/5ptes	1761	XU7JP4/L3	BE3/5 BE3/5R	01/98-02/02	SCL0550	200	18	200	24.6
1.8i 16v. 4ptes	1761	XU7JP4/L3	BE3/5	03/97-01/98	SCL0207	200	18	200	24.7
1.8i 16v. 4ptes	1761	XU7JP4/L3	BE3/5 BE3/5R	01/98-02/02	SCL0550	200	18	200	24.6
1.8i 16v. Break	1761	XU7JP4/L3	BE3/5	04/97-01/98	SCL0207	200	18	200	24.7
1.8i 16v. Break	1761	XU7JP4/L3	BE3/5 BE3/5R	01/98-03/02	SCL0550	200	18	200	24.6
1.8i 16v. Décapotable	1761	XU7JP4/L3	BE3/5 BE3/5R	01/98-09/02	SCL0550	200	18	200	24.6
1.9 D 1.9 D Break	1905	XUD9A	BE3/5	05/93-01/98	SCL0193*	200	18	200	24.7
1.9 D Break	1905	XUD9A	BE3/5 BE3/5R	01/98-03/02	SCL0531*	200	18	200	24.6
1.9 D Break	1868	DW8 DW8B	BE3/5R	05/00-03/02	SCL0525*	200	18	200	24.6
1.9 D 3/5ptes / Entreprise	1905	XUD9/L3	BE3/5	09/93-02/97	SCL0193*	200	18	200	24.7
1.9 D 3/5ptes / Entreprise	1905	XUD9/Y	BE3/5	06/93-02/97	SCL0193*	200	18	200	24.7
1.9 D 3/5ptes / Entreprise	1905	XUD9A	BE3/5 BE3/5R	01/98-03/02	SCL0531*	200	18	200	24.6
1.9 D 3/5ptes / Entreprise	1868	DW8 DW8B	BE3/5R	05/00-03/02	SCL0525*	200	18	200	24.6
1.9 D 4ptes	1905	XUD9/L3	BE3/5	09/93-02/97	SCL0193*	200	18	200	24.7
1.9 D 4ptes	1905	XUD9/Y	BE3/5	06/93-02/97	SCL0193*	200	18	200	24.7
1.9 D 4ptes	1868	DW8 DW8B	BE3/5R	05/00-03/02	SCL0525*	200	18	200	24.6
1.9 SD 3/5 ptes	1905	XUD9BSD/L4	BE3/5 BE3/5R	07/97-09/98	SCL0531*	200	18	200	24.6
1.9 SD 4ptes	1905	XUD9BSD/L4	BE3/5 BE3/5R	07/97-09/98	SCL0531*	200	18	200	24.6
1.9 SD Break	1905	XUD9BSD/L4	BE3/5 BE3/5R	07/97-09/98	SCL0531*	200	18	200	24.6
1.9 TD 3/5 ptes	1905	XUD9TE	BE3/5 BE3/5R	06/93-03/02	SCL0197*	215	18	215	-
1.9 TD 4ptes	1905	XUD9TE	BE3/5 BE3/5R	06/93-03/02	SCL0197*	215	18	215	-
1.9 TD Break	1905	XUD9TE	BE3/5 BE3/5R	03/97-03/02	SCL0197*	215	18	215	-
2.0i 4ptes	1998	XU10J2	BE3/5	06/93-02/97	SCL0194*	215	18	215	24.7
2.0i 3/5 ptes	1998	XU10J2	BE3/5	06/93-02/97	SCL0194*	215	18	215	24.7
2.0i Cabriolet	1998	XU10J2	BE3/5	03/94-02/97	SCL0194*	215	18	215	24.7
2.0i XSi 16v.	1998	XU10J4R/L	BE3/5	07/95-02/97	SCL0225	215	18	215	-
2.0i S16 3/5 ptes	1998	XU10J4/L3	BE3/5	07/94-02/97	SCL0225	215	18	215	-
2.0i S16 3/5ptes	1998	XU10J4/Z(RFY)	BE3/5	09/93-02/97	SCL0225	215	18	215	-
2.0i S16 4 portes	1998	XU10J4/L3	BE3/5	09/93-02/97	SCL0225	215	18	215	-
2.0i S16 4 portes	1998	XU10J4/Z(RFY)	BE3/5	09/93-02/97	SCL0225	215	18	215	-
2.0i XT 16v.	1998	XU10J4R	BE3/5	03/97-09/02	SCL0225	215	18	215	-
2.0i XSi 16v. 3/5ptes									
2.0i XT 16v.	1998	XU10J4R	BE3/5	03/97-09/02	SCL0225	215	18	215	-
2.0i XSi 16v. 4 ptes									

48 * Référence livrée avec centreur *Reference delivered with clutch alignment tool*



Référence en Kit 2 pièces

2 parts kit reference

	CC				 Kit 3P				
... 306									
2.0i XT 16v. 2.0i XSi 16v. Break / Cabriolet	1998	XU10J4R	BE3/5	03/97-09/02	SCL0225	215	18	215	-
2.0i GTi 16v. 2.0i S16	1998	XU10J4RS	BE3/6	03/96-02/97	SCL0225	215	18	215	-
2.0 HDi 90hp 66kw 3/5 ptes	1997	DW10TD	BE3/5R	03/99-	SCL0536	228	18	228	24.6
2.0 HDi 90hp 66kw 4ptes	1997	DW10TD	BE3/5R	03/99-	SCL0536	228	18	228	24.6
2.0 HDi 90hp 66kw Break	1997	DW10TD	BE3/5R	03/99-	SCL0536	228	18	228	24.6
307									
1.4i Berline	1360	TU3JP/L4	MA/5 MA4/5	09/01-	SCL0551*	180	18	180	24.5
1.4 HDi Berline	1398	DV4TD/L4	BE4/5	02/02-06/05	SCL0539*	228	18	228	24.5
1.4 HDi Break	1398	DV4TD/L4	BE4/5	02/02-06/05	SCL0539*	228	18	228	24.5
1.6i 16v. Berline	1587	TU5JP4	BE4/5 BE4/5J	03/01-	SCL0534*	200	18	200	24.5
1.6i 16v. Break	1587	TU5JP4	BE4/5 BE4/5J	03/02-	SCL0534*	200	18	200	24.5
1.6i 16v. SW	1587	TU5JP4	BE4/5 BE4/5J	03/01-	SCL0534*	200	18	200	24.5
1.6i 16v. XR Berline	1587	TU5JP4	MA/5	03/01-	SCL0547*	200	18	200	24.5
1.6i 16v. XR SW	1587	TU5JP4	MA/5	03/02-	SCL0547*	200	18	200	24.5
NEW 1.6 HDi	1560	DV6TED4	BE4R	-04/10/04	5100011*	225	18	225	24.5
2.0 16v. Berline	1997	EW10J4/L4	BE4/5 BE4/5S	03/01-20/01/04	SCL0526*	230	18	228	24.5
2.0i 16v. Break	1997	EW10J4/L4	BE4/5 BE4/5S	03/01-20/01/04	SCL0526*	230	18	228	24.5
2.0i 16v. SW	1997	EW10J4/L4	BE4/5 BE4/5S	03/01-20/01/04	SCL0526*	230	18	228	24.5
2.0 HDi 90hp 66kw Berline	1997	DW10TD/L4	BE4/5 BE4/5L	03/01-03/05	SCL0539*	228	18	228	24.5
2.0 HDi 90hp 66kw Break	1997	DW10TD/L4	BE4/5 BE4/5L	03/01-03/05	SCL0539*	228	18	228	24.5
2.0 HDi 90hp 66kw SW	1997	DW10TD/L4	BE4/5 BE4/5L	03/01-03/05	SCL0539*	228	18	228	24.5
2.0 HDi 110hp 81kw FAP	1997	DW10ATED/L4	BE4/5 BE4/5LR	09/01-05/05	SCL0546*	225	18	225	24.5
2.0 HDi 110hp 81kw SW FAP	1997	DW10ATED/L4	BE4/5 BE4/5LR	09/01-05/05	SCL0546*	225	18	225	24.5
307 CC									
1.6i 16v.	1587	TU5JP4/L4	BE4/5S	04/04-	SCL0534*	200	18	200	24.5
2.0i 16v.	1997	EW10J4/L4	BE4/5S	09/03-20/01/04	SCL0526*	230	18	228	24.5
2.0i 16v.	1997	EW10J4S/L4	BE4/5T	09/03-20/01/04	SCL0526*	230	18	228	24.5
309 ...									
1.1 Berline	1118	Talbot E1	BE1	09/85-06/89	SCL0214*	180	18	181	24.5
1.1 Berline 3AE1A2	1118	Talbot E1	BE3	07/89-07/92	SCL0192*	180	18	181	24.7
1.1 Berline 3CB2A2	1118	Talbot E1	BE1	07/89-07/90	SCL0192*	180	18	181	24.7
1.1 Berline / Entreprise	1124	TU1	MA	07/89-08/93	SCL0189*	180	18	181	24.7
1.3 Berline / Entreprise	1294	Talbot G1 G2	BE1	09/85-07/89	SCL0214*	180	18	181	24.5
1.3 Berline	1294	Talbot G1A	BE3	07/89-07/92	SCL0192*	180	18	181	24.7
1.4 1.4 Entreprise	1360	TU3	MA	08/88-07/89	SCL0189*	180	18	181	24.7
1.4	1360	TU3	MA	08/89-08/94	SCL0189*	180	18	181	24.7
1.6	1580	XU5	BE1	09/85-07/89	SCL0187*	200	18	200	24.5
1.6	1580	XU5M	BE3	08/89-08/93	SCL0193*	200	18	200	24.7
1.6	1580	XU52C/K	BE3	07/89-08/93	SCL0207	200	18	200	24.7
1.6 SR	1592	J2	BE1	08/86-06/89	SCL0190*	200	18	200	24.5
1.6 SR	1592	J2	BE3	07/89-07/92	SCL0207	200	18	200	24.7
1.7 D / Entreprise	1769	XUD7	BE1	08/86-06/89	SCL0188*	200	18	200	24.5
1.7 D / Entreprise	1769	XUD7	BE3	07/89-08/93	SCL0193*	200	18	200	24.7
1.7 TD	1769	XUD7T	BE3	08/89-08/93	SCL0215*	215	18	215	24.7
1.9	1905	XU92C/K	BE1	09/85-07/89	SCL0190*	200	18	200	24.5
1.9	1905	XU92C/K	BE3	08/89-08/93	SCL0207	200	18	200	24.7
1.9i	1905	XU9JA	BE1	09/85-07/89	SCL0190*	200	18	200	24.5
1.9i	1905	XU9JA	BE3	08/89-08/93	SCL0207	200	18	200	24.7
1.9i	1905	XU9M/Z	BE1	08/88-07/89	SCL0190*	200	18	200	24.5
1.9i	1905	XU9M/Z	BE3	07/89-08/93	SCL0207	200	18	200	24.7










* Référence livrée avec centreur

Reference delivered with clutch alignment tool



Référence en Kit 2 pièces

2 parts kit reference










	CC				 Kit 3P				
... 309									
1.9i GTi	1905	XU9JAZ	BE1	08/88-07/89	SCL0190*	200	18	200	24.5
1.9i GTi	1905	XU9JAZ	BE3	08/90-08/93	SCL0195	215	18	215	24.7
1.9 GTi 16v. 160hp 118kw 3CD6C2	1905	XU9J4/K	BE3	08/89-08/93	SCL0195	215	18	215	24.7
1.9 GTi 16v. 147hp 108kw 3CDFW2	1905	XU9J4/Z	BE3	08/90-08/93	SCL0195	215	18	215	24.7
1.9 D / Entreprise	1905	XUD9	BE1	08/86-06/89	SCL0188*	200	18	200	24.5
1.9 D / Entreprise	1905	XUD9	BE3	07/89-08/93	SCL0193*	200	18	200	24.7
405 ...									
1.4i Berline	1360	TU3	MA	06/87-11/94	SCL0189*	180	18	181	24.7
1.4i Berline / Break	1360	TU3	MA	12/94-10/96	SCL0221*	180	18	181	24.7
1.6 Berline	1580	XU5CP/Z	BE1	06/87-06/88	SCL0190*	200	18	200	24.5
1.6 Berline	1580	XU51C	BE1	06/87-05/89	SCL0190*	200	18	200	24.5
1.6 Berline	1580	XU51C	BE3	06/89-06/92	SCL0207	200	18	200	24.7
1.6 Berline	1580	XU52C	BE1	06/87-05/89	SCL0190*	200	18	200	24.5
1.6 Berline	1580	XU52C	BE3	06/89-06/92	SCL0207	200	18	200	24.7
1.6 Berline	1580	XU5M	BE3	06/89-10/96	SCL0207	200	18	200	24.7
1.6 Berline	1580	XU5JP XU52C	BE3	07/92-10/96	SCL0207	200	18	200	24.7
1.6 Berline	1580	XU5M/Z	BE3	06/89-06/92	SCL0207	200	18	200	24.7
1.6 Break	1580	XU51C/TR/W	BE3	06/89-06/92	SCL0207	200	18	200	24.7
1.6 Break	1580	XU51C	BE1	06/87-05/89	SCL0190*	200	18	200	24.5
1.6 Break	1580	XU51C	BE1	06/89-06/91	SCL0207	200	18	200	24.7
1.6 Break	1580	XU5CP	BE1	06/87-05/89	SCL0190*	200	18	200	24.5
1.6 Break	1580	XU5M/Z	BE3	06/90-06/92	SCL0207	200	18	200	24.7
1.6 Break Entreprise	1580	XU5M	BE3	06/89-10/96	SCL0207	200	18	200	24.7
1.7D Entreprise 15SA92	1769	XUD7	BE3/5	06/90-06/92	SCL0193*	200	18	200	24.7
1.7 TD Berline	1769	XUD7T /TE	BE3	06/89-10/95	SCL0215*	215	18	215	24.7
1.7 TD Break	1769	XUD7T /TE	BE3	06/89-10/95	SCL0215*	215	18	215	24.7
1.8i Berline	1761	XU7J	BE3/5	07/92-10/96	SCL0207	200	18	200	24.7
1.8i Break	1761	XU7J	BE3/5	07/92-10/96	SCL0207	200	18	200	24.7
1.9 Berline	1905	XU92C/TR	BE1 BE3	06/87-07/89	SCL0190*	200	18	200	24.5
1.9 Berline	1905	XU92C/TR	BE1 BE3	07/89-06/92	SCL0207	200	18	200	24.7
1.9 Break	1905	XU92C/TR	BE1 BE3	06/87-07/89	SCL0190*	200	18	200	24.5
1.9 Break	1905	XU92C/TR	BE1 BE3	07/89-06/92	SCL0207	200	18	200	24.7
1.9i Berline 1.9i Break	1905	XU9J2/K	BE1 BE3	06/87-07/89	SCL0190*	200	18	200	24.5
1.9i Berline 1.9i Break	1905	XU9J2/K	BE3	07/89-06/92	SCL0207	200	18	200	24.7
1.9i Berline 1.9i Break	1905	XU9J1/Z	BE1 BE3	06/87-07/89	SCL0190*	200	18	200	24.5
1.9i Berline	1905	XU9J1/Z	BE1 BE3	07/89-06/92	SCL0207	200	18	200	24.7
1.9i Break	1905	XU9J1/Z	BE1 BE3	07/89-06/92	SCL0207	200	18	200	24.7
1.9i Berline 1.9i Break	1905	XU9M/Z	BE1 BE3	06/88-07/89	SCL0190*	200	18	200	24.5
1.9i Berline	1905	XU9M/Z	BE1 BE3	07/89-06/92	SCL0207	200	18	200	24.7
1.9i Break	1905	XU9M/Z	BE1 BE3	07/89-06/92	SCL0207	200	18	200	24.7
1.9i GRiX4 Break	1905	XU9M/Z	BE3/5TK	06/88-06/92	SCL0195	215	18	215	24.7
1.9 4WD	1905	XU92 XU9J	BE3	03/89-06/92	SCL0195	215	18	215	24.7
1.9 Mi16 16v.	1905	XU9J4/Z	BE3	03/89-06/92	SCL0195	215	18	215	24.7
1.9 Mi16 16v.	1905	XU9J4/K	BE1 BE3	06/87-10/92	SCL0195	215	18	215	24.7
1.9 Mi16 16v. 4WD	1905	XU9J4/Z	BE3/5TK	03/89-06/92	SCL0195	215	18	215	24.7
1.9 D Berline	1905	XUD9A	BE1	09/86-07/89	SCL0188*	200	18	200	24.5
1.9 D Berline	1905	XUD9A	BE3	08/89-06/92	SCL0193*	200	18	200	24.7
1.9 D Berline	1905	XUD9A	BE3	07/92-10/96	SCL0193*	200	18	200	24.7
1.9 D Break	1905	XUD9A	BE1	09/86-07/89	SCL0188*	200	18	200	24.5
1.9 D Break 1.9 D Entreprise	1905	XUD9A	BE3	08/89-06/92	SCL0193*	200	18	200	24.7
1.9 D Break	1905		BE3	07/92-10/96	SCL0193*	200	18	200	24.7

50 * Référence livrée avec centreur *Reference delivered with clutch alignment tool*



Référence en Kit 2 pièces

2 parts kit reference










	CC				 Kit 3P				
... 405									
1.9 TD Berline	1905	XUD9T	BE3	07/92-10/96	SCL0197*	215	18	215	-
1.9 TD Break	1905	XUD9T	BE3	07/92-10/96	SCL0197*	215	18	215	-
2.0i Berline	1998	XU10J	BE3/5	07/92-10/96	SCL0194*	215	18	215	24.7
2.0i Break	1998	XU10J	BE3/5	07/92-10/96	SCL0194*	215	18	215	24.7
2.0i 4WD	1998	XU10J	BE3/5	07/92-10/95	SCL0194*	215	18	215	24.7
2.0i GRX4 SRX4 Berline	1998	XU10J2/L	BE3/5	07/92-10/96	SCL0194*	215	18	215	24.7
2.0i GRX4 SRX4 Break	1998	XU10J2/L	BE3/5	07/92-10/96	SCL0194*	215	18	215	24.7
2.0 Mi16 16v.	1998	XU10J4	BE3/5	07/92-10/95	SCL0225	215	18	215	-
406 ...									
1.6i	1580	XU5JP	BE3/5	10/95-01/98	SCL0207	200	18	200	24.7
1.6i	1580	XU5JP	BE3/5	01/98-03/99	SCL0209	200	18	200	24.6
1.6i 1.6i 16v.	1580	XU5JP/L3	BE3/5R	04/99-	SCL0550	200	18	200	24.6
1.8i Berline	1761	XU7JB	BE3/5	10/95-01/98	SCL0207	200	18	200	24.7
1.8i Berline	1761	XU7JB	BE3/5	01/98-03/99	SCL0209	200	18	200	24.6
1.8i Berline	1761	XU7JB/L3	BE3/5R	04/99-03/04	SCL0550	200	18	200	24.6
1.8i Berline	1761	XU7JP/K	BE3/5	10/95-01/98	SCL0207	200	18	200	24.7
1.8i Berline	1761	XU7JP/K	BE3/5	01/98-03/99	SCL0209	200	18	200	24.6
1.8i Berline	1761	XU7JP/K	BE3/5R	06/99-03/04	SCL0550	200	18	200	24.6
1.8i Break	1761	XU7JB	BE3/5	10/95-01/98	SCL0207	200	18	200	24.7
1.8i Break	1761	XU7JB/L3	BE3/5R	04/99-03/04	SCL0550	200	18	200	24.6
1.8i 16v. / GPL Berline	1761	XU7JP4	BE3/5	05/97-01/98	SCL0207	200	18	200	24.7
1.8i 16v. / GPL Berline	1761	XU7JP4	BE3/5 /R	01/98-03/04	SCL0550	200	18	200	24.6
1.8i 16v. / GPL Break	1761	XU7JP4	BE3/5	05/97-01/98	SCL0207	200	18	200	24.7
1.8i 16v. / GPL Break	1761	XU7JP4	BE3/5 /R	01/98-03/04	SCL0550	200	18	200	24.6
1.8i 16v. / GPL Berline	1749	EW7J4/L4	BE4/5 BE4R	10/00-04/04	SCL0526*	230	18	228	24.5
1.8i 16v. Break	1749	EW7J4/L4	BE4R	10/00-04/04	SCL0526*	230	18	228	24.5
1.9 D Berline	1905	XUD9BSD	BE3/5 BE3/5NK	07/96-12/97	SCL0193*	200	18	200	24.7
1.9 D Berline	1905	XUD9BSD	BE3/5 BE3/5NK	01/98-06/09/98	SCL0525*	200	18	200	24.6
1.9 D Berline	1905	XUD9BSD	BE3/5 BE3/5NK	07/09/98-	SCL0525*	200	18	200	24.6
1.9 D Break	1905	XUD9BSD	BE3/5 BE3/5NK	07/96-12/97	SCL0193*	200	18	200	24.7
1.9 D Break	1905	XUD9BSD	BE3/5 BE3/5NK	01/98-06/09/98	SCL0525*	200	18	200	24.6
1.9 D Break	1905	XUD9BSD	BE3/5 BE3/5NK	07/09/98-	SCL0525*	200	18	200	24.6
1.9 TD Berline	1905	XUD9BTF/L3	BE3/5 BE3/5LK	11/95-03/99	SCL0197*	215	18	215	-
1.9 TD Berline	1905	XUD9TE/L1	BE3/5 BE3/5LK	11/95-03/99	SCL0197*	215	18	215	-
1.9 TD Break	1905	XUD9BTF/L3	BE3/5 BE3/5LK	11/96-03/99	SCL0197*	215	18	215	-
1.9 TD Break	1905	XUD9TE/L1	BE3/5 BE3/5LK	11/96-03/99	SCL0197*	215	18	215	-
2.0i 16v. Berline	1998	XU10J4R	BE3/5 BE3/5R	10/95-03/99	SCL0225	215	18	215	-
2.0i 16v. Berline	1997	EW10J4/L4	BE4R	07/00-20/01/04	SCL0526*	230	18	228	24.5
2.0i 16v. Berline	1997	EW10J4	BE4R BE4/5	04/99-04/04	SCL0526*	230	18	228	24.5
2.0i 16v. Break	1998	XU10J4R/L3	BE3/5 BE3/5R	11/96-	SCL0225	215	18	215	-
2.0i 16v. Break	1997	EW10J4/L4	BE4R	07/00-20/01/04	SCL0526*	230	18	228	24.5
2.0i 16v. Break	1997	EW10J4	BE4R BE4/5	04/99-04/04	SCL0526*	230	18	228	24.5
2.0i 16v. Coupé	1998	XU10J4R	BE3/5	05/97-03/99	SCL0225	215	18	215	-
2.0i 16v. Coupé	1997	EW10J4/L4	BE4R	07/00-04/03	SCL0526*	230	18	228	24.5
2.0i 16v. Coupé	1997	EW10J4	BE4R	04/99-04/03	SCL0526*	230	18	228	24.5
2.0i Turbo Berline	1998	XU10J2TE/L3	ML5 ML5T	07/96-03/99	SCL0232	235	21	228	26.6
2.0i Turbo Break	1998	XU10J2TE/L3	ML5 ML5T	07/96-03/99	SCL0232	235	21	228	26.6
2.0 HDi 90hp 66kw Berline	1997	DW10TD	BE4/5/L BE4R	04/99-04/04	SCL0539*	228	18	228	24.5
2.0 HDi 90hp 66kw Break	1997	DW10TD	BE4/5/L BE4R	04/99-04/04	SCL0539*	228	18	228	24.5
2.0 HDi 110hp 81kw Berline	1997	DW10ATED/L3	ML5	05/10/98-04/99	SCL0232	235	21	228	26.6
2.0 HDi 110hp 81kw Berline	1997	DW10ATED/L3	ML5 ML5T	04/99-04/04	SCL0528*	228	21	225	26.6
2.0 HDi 110hp 81kw Berline	1997	DW10ATED/L4	ML5C ML5T	09/99-03/04	SCL0528*	228	21	225	26.6
2.0 HDi 110hp 81kw Break	1997	DW10ATED/L3	ML5 ML5T	04/99-04/04	SCL0528*	228	21	225	26.6
2.0 HDi 110hp 81kw Break	1997	DW10ATED/L4	ML5C ML5T	09/00-04/04	SCL0528*	228	21	225	26.6

* Référence livrée avec centreur Reference delivered with clutch alignment tool



Référence en Kit 2 pièces

2 parts kit reference







		CC				 Kit 3P					
... 406											
2.0 HPi 16v. Berline		1997	EW10D/L4	BE4R	10/01-03/04	SCL0526*	230	18	228	24.5	
2.0 HPi 16v. Break		1997	EW10D/L4	BE4R	10/01-04/04	SCL0526*	230	18	228	24.5	
2.1 TD 12v. Berline		2088	XUD11BTE	ML5 ML5T	11/95-03/99	SCL0232	235	21	228	26.6	
2.1 TD 12v. Break		2088	XUD11BTE	ML5 ML5T	11/96-03/99	SCL0232	235	21	228	26.6	
NEW	2.2i 16v. Berline		2230	EW12J4	ML5C	04/99-01/09/03	5100012*	230	18	230	24.5
NEW	2.2i 16v. Berline		2230	EW12J4	ML5C	02/09/03-	5100009*	230	18	230	24.5
	2.2i 16v. Berline		2230	EW12J4	ML5T	05/00-04/04	SCL0232	235	21	228	26.6
NEW	2.2i 16v. Coupé		2230	EW12J4	ML5C	04/99-01/09/03	5100012*	230	18	230	24.5
NEW	2.2i 16v. Coupé		2230	EW12J4	ML5C	02/09/03-	5100009*	230	18	230	24.5
	2.2i 16v. Break		2230	EW12J4	ML5T	05/00-04/04	SCL0232	235	21	228	26.6
NEW	2.2i 16v. Break		2230	EW12J4	ML5C	04/99-01/09/03	5100012*	230	18	230	24.5
NEW	2.2i 16v. Break		2230	EW12J4	ML5C	02/09/03-	5100009*	230	18	230	24.5
	2.2 HDi 16v. FAP Berline		2179	DW12TED4/L4	ML5T	10/00-04/04	SCL0543*	245	21	242	26.6
	2.2 HDi 16v. FAP Coupé		2179	DW12TED4/L4	ML5T	01/01-10/04	SCL0543*	245	21	242	26.6
	2.2 HDi 16v. FAP Break		2179	DW12TED4/L4	ML5T	10/00-04/04	SCL0543*	245	21	242	26.6
	3.0i V6 24v. Berline		2946	ES9J4/L3	ML5 ML5T	10/96-12/99	SCL0542*	242	21	242	27.2
	3.0i V6 24v. Berline		2946	ES9J4S/L4	ML5 ML5T	01/00-04/04	SCL0542*	242	21	242	27.2
	3.0i V6 24v. Break		2946	ES9J4/L3	ML5 ML5T	10/96-12/99	SCL0542*	242	21	242	27.2
	3.0i V6 24v. Break		2946	ES9J4S/L4	ML5 ML5T	01/00-04/04	SCL0542*	242	21	242	27.2
	3.0i V6 24v. Coupé		2946	ES9J4/L3	ML5 ML5T	10/96-12/99	SCL0542*	242	21	242	27.2
	3.0i V6 24v. Coupé		2946	ES9J4S/L4	ML5 ML5T	01/00-04/04	SCL0542*	242	21	242	27.2
407											
NEW	1.6 HDi		1560	DV6TED4	BE4R	-17/05/06	5100011*	225	18	225	24.5
NEW	2.2 16v.		2230	EW12J4	ML ML6C		5100009*	230	18	230	24.5
504 ...											
	1.6 / Pick-up	Ch- 3650193	1618	XC7	BA7	-07/85	SCL0210*	215	10	215	34.1
	1.8 / Taxi	M03 Ch- 3650193	1796	XM7	BA7	-07/85	SCL0210*	215	10	215	34.1
	1.8 Break / Pick-up	M03 Ch- 3650193	1796	XM7	BA7	-07/85	SCL0210*	215	10	215	34.1
	1.8 Berline / Taxi	A01 A03 Ch- 3650193	1796	XM	BA7	-07/85	SCL0210*	215	10	215	34.1
	1.9 D Berline		1948	XD88	BA7	03/73-07/85	SCL0212*	215	10	215	33.2
	1.9 D Taxi		1948	XD88	BA7	01/74-07/85	SCL0212*	215	10	215	33.2
	1.9 D Pick-up		1948	XD88	BA7	01/74-07/85	SCL0212*	215	10	215	33.2
	2.0 Berline	Ch- 3650193	1971	XN1	BA7	-07/85	SCL0210*	215	10	215	34.1
	2.0 Break	Ch- 3650193	1971	XN1	BA7	-07/85	SCL0210*	215	10	215	34.1
	2.0 4WD	Ch- 3650193	1971	XN1	BA7	-07/85	SCL0210*	215	10	215	34.1
	2.0 Berline	504R17	1971	XN1/K	BA7/5	10/93-96	SCL0218*	215	10	215	34.1
	2.0i Berline	Ch- 3650193	1971	XN2	BA7 BA7-10	-07/84	SCL0210*	215	10	215	34.1
	2.0i Coupé 102hp 75kw	Ch- 3650193	1971	XN2	BA7 BA7-10	-07/84	SCL0210*	215	10	215	34.1
	2.0i Coupé 106hp 78kw	Ch- 3650193	1971	XN2	BA7 BA7-10	-07/84	SCL0210*	215	10	215	34.1
	2.0i Cabriolet 102hp 75kw	Ch- 3650193	1971	XN2	BA7 BA7-10	-07/84	SCL0210*	215	10	215	34.1
	2.0i Cabriolet 106hp 78kw	Ch- 3650193	1971	XN2	BA7 BA7-10	-07/84	SCL0210*	215	10	215	34.1
	2.1 D Berline		2112	XD90	BA7	09/69-07/81	SCL0212*	215	10	215	33.2
	2.1 D Berline		2112	XD90	BA7	08/81-07/85	SCL0218*	215	10	215	34.1
	2.1 D Berline 2.1 D Taxi		2112	XD4	BA7	08/81-07/85	SCL0218*	215	10	215	34.1
	2.1 D Break		2112	XD4	BA7	08/76-06/81	SCL0212*	215	10	215	33.2
	2.1 D Break		2112	XD4	BA7	07/81-07/85	SCL0218*	215	10	215	34.1

52 * Référence livrée avec centreur *Reference delivered with clutch alignment tool*



Référence en Kit 2 pièces

2 parts kit reference

	CC					Ø		Ø	Ø
... 504									
2.3 D Berline	2304	XD2	BA7	08/76-07/81	SCL0212*	215	10	215	33.2
2.3 D Berline	2304	XD2	BA7 BA7/5	08/81-96	SCL0218*	215	10	215	34.1
2.3 D Break Break 4WD	2304	XD2	BA7	09/76-07/81	SCL0212*	215	10	215	33.2
2.3 D Break Break 4WD	2304	XD2	BA7	08/81-07/85	SCL0218*	215	10	215	34.1
2.3 D Pick-up	2304	XD2	BA7	09/76-07/81	SCL0212*	215	10	215	33.2
2.3 D Pick-up	2304	XD2	BA7	08/81-07/85	SCL0218*	215	10	215	34.1
2.5 D Berline	2498	XD3	BA7/5	08/85-09/93	SCL0218*	215	10	215	34.1
505									
1.6 Berline	1618	XC7	BA7/4	08/83-07/84	SCL0210*	215	10	215	34.1
1.8 Berline 1.8 Taxi	1796	XM7	BA7/4	08/80-90	SCL0210*	215	10	215	34.1
1.8 Berline 1.8 Taxi	1796	XM7A	BA7/5	08/86-90	SCL0210*	215	10	215	34.1
1.8 Break	1796	XM7A	BA7/5	08/86-90	SCL0210*	215	10	215	34.1
1.8 84hp 62kw	1796		BA7	08/86-90	SCL0210*	215	10	215	34.1
2.0 Berline 2.0 Taxi	1971	XN1	BA7/4 BA7/5	05/79-90	SCL0210*	215	10	215	34.1
2.0	1971	XN1A	BA7/4 BA7/5	08/83-90	SCL0210*	215	10	215	34.1
2.0i	1995	ZEJ ZEJK	BA7/4 BA7/5 BA7/5	05/79-90	SCL0210*	215	10	215	34.1
2.2i	2165	ZDJK	BA10/5	08/81-07/85	SCL0210*	215	10	215	34.1
2.2i	2165	ZDJL	BA7/5	08/83-90	SCL0210*	215	10	215	34.1
2.3 D Berline 2.3 DTaxi -ch 1292000	2304	XD2	BA7/4 BA7/5	08/79-07/81	SCL0212*	215	10	215	33.2
2.3 D Berline 2.3 DTaxi Ch- 1292001	2304	XD2	BA7/4 BA7/5	08/81-07/85	SCL0218*	215	10	215	34.1
2.3 D Break -ch 1292000	2304	XD2	BA7/4 BA7/5	08/79-07/81	SCL0212*	215	10	215	33.2
2.3 D Break Ch- 1292001	2304	XD2	BA7/4 BA7/5	08/81-07/85	SCL0218*	215	10	215	34.1
2.3 TD Berline	2304	XD2S	BA10/5	07/81-07/85	SCL0213	235	10	230	34.1
2.5 D 69hp 51kw Berline	2498	XD3	BA7/4 BA7/5	08/79-90	SCL0218*	215	10	215	34.1
2.5 D 75hp 55kw Berline	2498	XD3	BA7/4 BA7/5	08/79-90	SCL0218*	215	10	215	34.1
2.5 D 69hp 51kw Break	2498	XD3	BA7/4 BA7/5	07/81-90	SCL0218*	215	10	215	34.1
2.5 D 75hp 55kw Break	2498	XD3	BA7/4 BA7/5	07/81-90	SCL0218*	215	10	215	34.1
2.5 D 4WD	2498	XD3	BA7/4 BA7/5	10/85-90	SCL0218*	215	10	215	34.1
2.5 TD 90hp 66kw Berline	2498	XD3T	BA10/5	08/83-07/88	SCL0213	235	10	230	34.1
2.5 TD 95hp 70kw Berline	2498	XD3T	BA10/5	08/83-07/88	SCL0213	235	10	230	34.1
2.5 TD 105hp 77kw Berline	2498	XD3TE	BA10/5	08/88-12/90	SCL0213	235	10	230	34.1
2.5 TD 90hp 66kw Break	2498	XD3T	BA10/5	08/83-07/88	SCL0213	235	10	230	34.1
2.5 TD 105hp 77kw Break	2498	XD3TE	BA10/5	08/88-12/90	SCL0213	235	10	230	34.1
604									
2.0i	1971	XN6	BA10/5	81-84	SCL0210*	215	10	215	34.1
2.3 TD	2304	XD2S	BA10/4/10/5	07/81-85	SCL0213	235	10	230	34.1
2.5 TD	2498	XD3T	BA10/4/10/5	09/83-12/86	SCL0213	235	10	230	34.1
605 ...									
2.0 2.0i	1998	XU102C	BE3/5 BE3/5NK	10/89-05/99	SCL0194*	215	18	215	24.7
2.0 2.0i	1998	XU10J2	BE3/5VK	10/89-05/99	SCL0194*	215	18	215	24.7
2.0 2.0i	1998	XU10M/Z	BE3/5NK	09/90-06/94	SCL0194*	215	18	215	24.7
2.0i 16v.	1998	XU10J4R	BE3/5	07/94-05/99	SCL0225	215	18	215	-
2.0i Turbo	1998	XU10J2TE/Z	ME5T	09/92-06/94	SCL0217*	235	21	228	27
2.0i Turbo	1998	XU10J2CTEL	ME5	07/94-05/99	SCL0217*	235	21	228	27
2.0i Turbo	1998	XU10J2CTEL3	ME5	07/95-05/99	SCL0217*	235	21	228	27










* Référence livrée avec centreur

Reference delivered with clutch alignment tool



Référence en Kit 2 pièces

2 parts kit reference










	CC				 Kit 3P				
... 605									
2.1 D	2138	XUD11A	BE3/5	09/90-06/94	SCL0529*	215	18	215	24.7
2.1 TD	2088	XUD11ATE/L	BE3/5	07/92-06/94	SCL0529*	215	18	215	24.7
2.1 TD	2088	XUD11ATE	ME5 ME3/5	07/94-05/99	SCL0217*	235	21	228	27
2.1 TD	2088	XUD11BTE	ME5	07/94-05/99	SCL0217*	235	21	228	27
2.5 TD 6BTHY2 6BTHYE	2446	DK5ATE	MG5T/U	07/94-09/99	SCL0533	242	21	242	27.5
3.0i V6	2975	ZPJ/L1	ME5/T	09/93-06/94	SCL0230	235	21	228	27
3.0i V6	2975	ZPJ/K /Z	ME5/T	10/89-06/94	SCL0230	235	21	228	27
3.0i V6	2975	ZPJ/L1 ZPJ/L3	MG5T/U	07/94-05/99	SCL0549	242	21	242	27.5
3.0i V6 24v. 6BSKZ2	2975	ZPJ4/L1	ME5/T	09/93-06/94	SCL0230	235	21	228	27
3.0i V6 24v. 6BUKZ2	2975	ZPJ4/Z	ME5/T	10/89-06/94	SCL0230	235	21	228	27
3.0i V6 24v. 6BSKZ2	2975	ZPJ4/L1	MG5T/U	07/94-06/97	SCL0549	242	21	242	27.5
3.0i V6 24v. 6BXFZ2 6BXFZE	2975	ES9J4/K	ML5	06/97-05/99	SCL0542*	242	21	242	27.2
607									
2.0i 16v.	1997	EW10J4/L4	ML5T	05/00-01/04/01	SCL0232	235	21	228	26.6
2.0i 16v.	1997	EW10J4/L4	ML5C	01/02-20/01/04	SCL0526*	230	18	228	24.5
2.0 HDi	1997	DW10ATED/L4	ML5C	09/02-	SCL0528*	228	21	225	26.6
2.0 HDi	1997	DW10ATED/L4	ML5C /T	05/00-09/04	SCL0528*	228	21	225	26.6
<small>NEW</small> 2.2i 16v.	2230	EW12J4	ML5C	-08/04	5100012*	230	18	230	24.5
2.2i 16v.	2230	EW12J4	ML5T	-08/04	SCL0232	235	21	228	26.6
<small>NEW</small> 2.2i 16v.	2230	EW12J4	ML5C/6CJ	09/04-	5100009*	230	18	230	24.5
2.2 HDi 16v. FAP	2179	DW12TED4/L4	ML5C /T	05/00-09/04	SCL0543*	245	21	242	26.6
3.0i V6 24v.	2946	ES9J4S/L4	ML5C T/G	05/00-09/04	SCL0542*	242	21	242	27.2
806									
1.8i	1761	XU7JP	BE3/5S	06/95-01/98	SCL0200	215	18	215	24.7
1.8i	1761	XU7JP	BE3/5S	01/98-09/98	SCL0208	215	18	215	24.6
1.9 TD	1905	XUD9TEF/Y	ME5K	08/94-06/96	SCL0199	235	21	228	26.4
1.9 TD	1905	XUD9TEF/Y	ML5E	08/94-06/96	SCL0538*	235	21	228	26.4
1.9 TD	1905	XUD9BTF/L3	ML5E	07/96-05/02	SCL0538*	235	21	228	26.4
1.9 TD	1905	XUD9TE/L	ME5K	08/94-06/96	SCL0199	235	21	228	26.4
1.9 TD	1905	XUD9TE/L	ML5E	08/94-09/98	SCL0538*	235	21	228	26.4
2.0i	1998	XU10J2C	BE3/5 /5S	07/94-01/98	SCL0200	215	18	215	24.7
2.0i	1998	XU10J2C	BE3/5 /5S	01/98-09/98	SCL0208	215	18	215	24.6
2.0i 16v.	1998	XU10J4R	ML5T	10/98-06/00	SCL0228	235	21	228	26.4
2.0i 16v.	1997	EW10J4/L4	BE4/5	07/00-05/02	SCL0526*	230	18	228	24.5
2.0i Turbo	1998	XU10J2CT	ME5K	07/94-09/98	SCL0201	235	21	228	26.4
2.0i Turbo	1998	XU10J2CTEL3	ML5T	06/96-05/01/98	SCL0186	235	21	228	26.4
2.0i Turbo	1998	XU10J2CTEL3	ML5T	06/01/98-05/02	SCL0227*	235	21	228	26.4
2.0 HDi	1997	DW10ATED	ML5E	08/99-05/02	SCL0528*	228	21	225	26.6
2.0 HDi 16v.	1997	DW10ATED4	ML5E	01/01-05/02	SCL0528*	228	21	225	26.6
2.1 TD	2088	XUD11BTE/L3	ML5E	06/96-05/01/98	SCL0186	235	21	228	26.4
2.1 TD	2088	XUD11BTE/L3	ML5E	06/01/98-05/02	SCL0227*	235	21	228	26.4
807									
2.0i 16v.	1997	EW10J4/L4	BE4/5J	06/02-20/01/04	SCL0526*	230	18	228	24.5
2.0 HDi 16v. FAP	1997	DW10ATED4	ML5C	08/02-	SCL0528*	228	21	225	26.6
<small>NEW</small> 2.2 16v.	2230	EW12J4	ML5	-01/09/03	5100012*	230	18	230	24.5
<small>NEW</small> 2.2 16v.	2230	EW12J4	ML5	02/09/03-	5100009*	230	18	230	24.5
2.2 HDi 16v. FAP	2179	DW12TED4/L4	ML5C	06/02-02/04	SCL0543*	245	21	242	26.6

54 * Référence livrée avec centreur *Reference delivered with clutch alignment tool*



Référence en Kit 2 pièces

2 parts kit reference

	CC				 Kit 3P				
Boxer									
1.9 D 10Q Camionnette	1905	XUD9A/X1	ME5T	02/94-05/01/98	SCL0202	235	21	228	27
1.9 D 10Q Camionnette	1905	XUD9A/X1	ME5T	06/01/98-08/98	SCL0540*	235	21	228	27
1.9 D 10Q Camionnette	1905	XUD9A/L3	ML5T/U	09/98-12/01	SCL0540*	235	21	228	27
1.9 D 10Q Camionnette	1905	XUD9AU/W2	ME5T	07/97-08/98	SCL0540*	235	21	228	27
1.9 D 10Q Autobus Autocar	1905	XUD9A/X1	ME5T	02/94-05/01/98	SCL0202	235	21	228	27
1.9 D 10Q Autobus Autocar	1905	XUD9A/X1	ME5T	06/01/98-08/98	SCL0540*	235	21	228	27
1.9 TD 10Q 14Q Camionnette	1905	XUD9TEF/W2	ME5T	02/94-05/01/98	SCL0202	235	21	228	27
1.9 TD 10Q 14Q Camionnette	1905	XUD9TEF/W2	ME5T	06/01/98-08/98	SCL0540*	235	21	228	27
1.9 TD 10Q 14Q Camionnette	1905	XUD9UTF	ML5T/U	09/98-12/01	SCL0540*	235	21	228	27
1.9 TD 10Q 14Q Autobus Autocar	1905	XUD9TEF/W2	ME5T	06/01/98-08/98	SCL0540*	235	21	228	27
1.9 TD 10Q 14Q 4WD r Autobus Autocar	1905	XUD9TEF/W2	ME5T	01/98-08/98	SCL0540*	235	21	228	27
1.9 TD 10Q 14Q Autobus Autocar	1905	XUD9UTF	ML5T/U	09/98-12/01	SCL0540*	235	21	228	27
1.9 TD 10Q 14Q Châssis cabine	1905	XUD9TEF/W2	ME5T	01/98-08/98	SCL0540*	235	21	228	27
1.9 TD 10Q 14Q Châssis cabine	1905	XUD9UTF	ML5T/U	09/98-12/01	SCL0540*	235	21	228	27
2.0 14Q 18Q	1998	XU102CU/W2	ME5T	02/94-08/98	SCL0540*	235	21	228	27
2.0 14Q 18Q	1998	XU102CU/W2	MG5T/U	09/98-12/01	SCL0541*	235	21	228	27.5
2.0i Camionnette	1998	XU10J2U	ME5T	02/94-08/98	SCL0540*	235	21	228	27
2.0i Camionnette	1998	XU10J2U	ML5T	09/98-12/01	SCL0540*	235	21	228	27
2.0i Camionnette	1998	XU10J2U	MG5T/U	02/94-12/01	SCL0541*	235	21	228	27.5
2.0i Châssis cabine	1998	XU10J2U	ME5T	02/94-08/98	SCL0540*	235	21	228	27
2.0i Châssis cabine	1998	XU10J2U	ML5T	09/98-12/01	SCL0540*	235	21	228	27
2.0i Châssis cabine	1998	XU10J2U	MG5T/U	02/94-12/01	SCL0541*	235	21	228	27.5
2.0i Autobus Autocar	1998	XU10J2U	ME5T	02/94-12/01	SCL0540*	235	21	228	27
2.0i Autobus Autocar	1998	XU10J2U	ML5T	09/98-12/01	SCL0540*	235	21	228	27
2.0i Autobus Autocar	1998	XU10J2U	MG5T/U	02/94-12/01	SCL0541*	235	21	228	27.5
2.0i 4WD Autobus Autocar	1998	XU10J2U	ME5T	02/94-12/01	SCL0540*	235	21	228	27
2.0i 4WD Autobus Autocar	1998	XU10J2U	ML5T	09/98-12/01	SCL0540*	235	21	228	27
2.0i 4WD Autobus Autocar	1998	XU10J2U	MG5T/U	02/94-12/01	SCL0541*	235	21	228	27.5
2.0 HDi 85hp 63kw	1998	DW10TD	MLUC	-12/01	5100002*	230	18	228	24.5
2.5 D Camionnette	2446	DJ5(T9A)	ME5T ML5T	02/94-12/01	SCL0203	235	21	228	27
2.5 D Camionnette	2446	DJ5(T9A)	MG5T/U	02/94-12/01	SCL0204	242	21	228	27.5
2.5 D Châssis cabine	2446	DJ5(T9A)	ME5T ML5T	02/94-12/01	SCL0203	235	21	228	27
2.5 D Châssis cabine	2446	DJ5(T9A)	MG5T/U	02/94-12/01	SCL0204	242	21	228	27.5
2.5 D Autobus Autocar	2446	DJ5(T9A)	ME5T ML5T	02/94-12/01	SCL0203	235	21	228	27
2.5 D Autobus Autocar	2446	DJ5(T9A)	MG5T/U	02/94-12/01	SCL0204	242	21	228	27.5
2.5 D 4WD Camionnette	2446	DJ5(T9A)	ME5T ML5T	07/96-12/01	SCL0203	235	21	228	27
2.5 D 4WD Camionnette	2446	DJ5(T9A)	MG5T/U	07/97-12/01	SCL0204	242	21	228	27.5
2.5 D 4WD Châssis cabine	2446	DJ5(T9A)	ME5T ML5T	07/96-12/01	SCL0203	235	21	228	27
2.5 D 4WD Châssis cabine	2446	DJ5(T9A)	MG5T/U	07/97-12/01	SCL0204	242	21	228	27.5
2.5 D 4WD Autobus Autocar	2446	DJ5(T9A)	ME5T ML5T	07/96-12/01	SCL0203	235	21	228	27
2.5 D 4WD Autobus Autocar	2446	DJ5(T9A)	MG5T/U	07/97-12/01	SCL0204	242	21	228	27.5
2.5 TD Camionnette	2446	DJ5T	MG5T/U	02/94-12/01	SCL0205	242	21	242	27.5
2.5 TD Châssis cabine	2446	DJ5T	MG5T/U	02/94-12/01	SCL0205	242	21	242	27.5
2.5 TD Autobus Autocar	2446	DJ5T	MG5T/U	02/94-12/01	SCL0205	242	21	242	27.5
2.5 TD 4WD Autobus Autocar	2446	DJ5T	MG5T/U	07/96-12/01	SCL0205	242	21	242	27.5
2.5 TDi Camionnette	2446	DJ5TED	MG5T/U	12/96-12/01	SCL0205	242	21	242	27.5
2.5 TDi Châssis cabine	2446	DJ5TED	MG5T/U	12/96-12/01	SCL0205	242	21	242	27.5
2.5 TDi Autobus Autocar	2446	DJ5TED	MG5T/U	12/96-12/01	SCL0205	242	21	242	27.5
2.5 TDi 4WD Camionnette	2446	DJ5TED	MG5T/U	09/98-12/01	SCL0205	242	21	242	27.5
2.5 TDi 4WD Châssis cabine	2446	DJ5TED	MG5T/U	09/98-12/01	SCL0205	242	21	242	27.5
2.5 TDi 4WD Autobus Autocar	2446	DJ5TED	MG5T/U	09/98-12/01	SCL0205	242	21	242	27.5










PEUGEOT

* Référence livrée avec centreur Reference delivered with clutch alignment tool



Référence en Kit 2 pièces

2 parts kit reference










	CC				 Kit 3P				
Boxer II									
2.0 HDi 85hp 63kw		DW10TD	MLUC	01/02-06/06	5100002*	230	18	228	24.5
2.0 HDi Châssis cab. 85hp 63kw		DW10TD	MLUC	01/02-06/06	5100002*	230	18	228	24.5
2.0 HDi Autobus 85hp 63kw		DW10TD	MLUC	01/02-06/06	5100002*	230	18	228	24.5
Expert									
^{NEW} 1.6i	1580	1580 SPi	BE3/3R	-12/06	5100006	215	18	215	24.7
1.8i	1761	XU7J	BE3/5N	07/96-01/98	SCL0200	215	18	215	24.7
1.8i	1761	XU7J	BE3/5N	01/98-12/03	SCL0208	215	18	215	24.6
^{NEW} 1.9 D	1905	XUD9	BE3	-05/01/98	5100008*	215	18	215	24.7
1.9 D	1905	XUD9A	BE3/5N	09/95-05/01/98	SCL0229*	215	18	215	24.7
1.9 D	1905	XUD9A	BE3/5N	06/01/98-09/98	SCL0535*	215	18	215	24.6
1.9 D Camionnette	1905	XUD9A	BE3/5N	09/95-05/01/98	SCL0229*	215	18	215	24.7
1.9 D Camionnette	1905	XUD9A	BE3/5N	06/01/98-09/98	SCL0535*	215	18	215	24.6
1.9 D Châssis cabine	1905	XUD9A	BE3/5N	09/95-05/01/98	SCL0229*	215	18	215	24.7
1.9 D Châssis cabine	1905	XUD9A	BE3/5N	06/01/98-09/98	SCL0535*	215	18	215	24.6
1.9 D	1868	DW8	BE3/5N/3/5R	05/98-08/01	SCL0535*	215	18	215	24.6
1.9 D 1.9 D Camionnette	1868	DW8 DW8B	BE4R	09/00-12/03	SCL0548*	215	18	215	24.5
1.9 TD	1905	XUD9TEF/K	ME5K	09/95-04/96	SCL0199	235	21	228	26.4
1.9 TD	1905	XUD9TEF/L	ML5E	04/96-12/01	SCL0538*	235	21	228	26.4
1.9 TD Camionnette	1905	XUD9TEF/K	ME5K	09/95-04/96	SCL0199	235	21	228	26.4
1.9 TD Camionnette	1905	XUD9TEF/L	ML5E	04/96-12/01	SCL0538*	235	21	228	26.4
1.9 TD Châssis cabine	1905	XUD9TEF/K	ME5K	09/95-04/96	SCL0199	235	21	228	26.4
1.9 TD Châssis cabine	1905	XUD9TEF/L	ML5E	04/96-12/01	SCL0538*	235	21	228	26.4
1.9 TD	1905	XUD9BTF/L3	ML5E	07/97-12/03	SCL0538*	235	21	228	26.4
1.9 TD Camionnette	1905	XUD9BTF/L3	ML5E	07/97-12/03	SCL0538*	235	21	228	26.4
1.9 TD Châssis cabine	1905	XUD9BTF/L3	ML5E	07/97-12/03	SCL0538*	235	21	228	26.4
2.0i 16v.	1997	EW10J4/L4	BE4R	09/00-12/03	SCL0526*	230	18	228	24.5
2.0i 16v. Camionnette	1997	EW10J4/L4	BE4R	09/00-12/03	SCL0526*	230	18	228	24.5
2.0 HDi sans FAP	1997	DW10ATED/4	ML5T	09/00-12/03	SCL0544*	235	21	228	26.6
2.0 HDi sans FAP	1997	DW10ATED4	ML5C	09/01-12/03	SCL0528*	228	21	225	26.6
2.0 HDi	1997	DW10ATED/L3	ML5T	09/00-12/03	SCL0528*	228	21	225	26.6
2.0 HDi sans FAP Camionnette	1997	DW10ATED/4	ML5T	09/00-12/03	SCL0544*	235	21	228	26.6
2.0 HDi sans FAP Camionnette	1997	DW10ATED4	ML5C	09/01-12/03	SCL0528*	228	21	225	26.6
2.0 HDi Camionnette	1997	DW10ATED/L3	ML5T	09/00-12/03	SCL0528*	228	21	225	26.6
2.0 HDi Camionnette	1997	DW10BTED/W3 DW10BTEDW4	ML5T	-12/06	SCL0544*	235	21	228	26.6
2.0 HDi Camionnette	1997	DW10BTED+	ML5C	-29/11/04	SCL0528*	228	21	225	26.6
2.0 HDi Camionnette	1997	DW10BTED+	ML5C	30/11/04-07/01/05	SCL0544*	235	21	228	26.6
2.0 HDi Camionnette	1997	DW10BTED+	ML5C	08/01/05-14/06/05	SCL0528*	228	21	225	26.6
2.0 HDi Camionnette	1997	DW10BTED+	ML5C	15/06/05-12/06	SCL0544*	235	21	228	26.6
2.0 HDi Camionnette 136hp 100kw		DW10BTED/W4	ML5C	-12/06	5100002*	230	18	228	24.5
J5 ...									
1.8 1.8 GPL Camionnette	1796	XM7T	BM4 L/4	11/81-02/94	SCL0226	215	21	215	30.2
1.9 D Camionnette	1905	XUD9A/K	BM5 L/5	07/87-02/94	SCL0233	215	21	215	30.9
1.9 D Châssis cabine	1905	XUD9A/K	BM5 L/5	07/87-02/94	SCL0233	215	21	215	30.9
1.9 D Autobus Autocar	1905	XUD9A/K	BM5 L/5	07/87-02/94	SCL0233	215	21	215	30.9
2.0 85hp 63kw	1971	XN1TA(170C)	L/5	11/81-07/89	SCL0226	215	21	215	30.2
2.0 75hp 55kw Châssis cabine	1971	XN1T	L/5	11/81-07/89	SCL0226	215	21	215	30.2
2.0 79hp 58kw Châssis cabine	1971	XN1T	L/5	11/81-07/89	SCL0226	215	21	215	30.2
2.0 85hp 63kw Châssis cabine	1971	XN1TA(170C)	BM5 L/5	08/89-02/94	SCL0530	230	21	228	30.2
2.0 75hp 55kw Autobus Autocar	1971	XN1T	L/5	11/81-07/89	SCL0226	215	21	215	30.2
2.0 79hp 58kw Autobus Autocar	1971	XN1T	L/5	11/81-07/89	SCL0226	215	21	215	30.2
2.0 79hp 58kw Autobus Autocar	1971	XN1T(170B)	BM5 L/5	08/89-02/94	SCL0530	230	21	228	30.2

56 * Référence livrée avec centreur *Reference delivered with clutch alignment tool*



Référence en Kit 2 pièces

2 parts kit reference

	CC				 Kit 3P				
... J5									
2.0 85hp 63kw Autobus Autocar	1971	XN1TA(170C)	BM5 L/5	08/89-02/94	SCL0530	230	21	228	30.2
2.0 85hp 63kw 4WD	1971	XN1TA(170C)	BM5	09/90-02/94	SCL0530	230	21	228	30.2
2.5 D	2500	CRD93L	BM5	09/90-02/94	SCL0191*	235	21	228	30.2
2.5 D Châssis cabine	2500	CRD93(651)	L4 L5	11/81-12/83	SCL0191*	235	21	228	30.2
2.5 D Châssis cabine	2500	CRD93(661)	L4 L5	01/84-08/90	SCL0191*	235	21	228	30.2
2.5 D Autobus Autocar	2500	CRD93(651)	L4 L5	11/81-12/83	SCL0191*	235	21	228	30.2
2.5 D Autobus Autocar	2500	CRD93(661)	L4 L5	01/84-08/90	SCL0191*	235	21	228	30.2
2.5 D 4WD / Autocar Autobus	2500	CRD93(651)	L/5	07/87-02/94	SCL0196	235	21	228	30.2
2.5 TD	2500	CRD93LS	BM5 L/5	07/87-02/94	SCL0191*	235	21	228	30.2
2.5 TD 4WD Autocar Autobus	2500	CRD93LS	BM5 L/5	09/90-02/94	SCL0196	235	21	228	30.2
J7									
1.6 Camionnette	1618	XC7P		04/72-08/79	SCL0216*	215	23	215	34.3
1.6 Châssis cabine	1618	XC7P		04/72-08/79	SCL0216*	215	23	215	34.3
1.6 Autocar Autobus	1618	XC7P		04/72-08/79	SCL0216*	215	23	215	34.3
1.8 Camionnette	1796	XM7P		07/70-01/80	SCL0216*	215	23	215	34.3
1.8 Châssis cabine	1796	XM7P		07/70-01/80	SCL0216*	215	23	215	34.3
1.8 Autocar Autobus	1796	XM7P		07/70-01/80	SCL0216*	215	23	215	34.3
2.0 D Châssis cabine	1984	XDP88		07/70-07/78	SCL0216*	215	23	215	34.3
2.1 D Camionnette	2112	XDP90		09/70-09/77	SCL0216*	215	23	215	34.3
2.1 D Châssis cabine	2112	XDP90		09/70-09/77	SCL0216*	215	23	215	34.3
2.1 D Autocar Autobus	2112	XDP90		09/70-09/77	SCL0216*	215	23	215	34.3
2.3 D Camionnette	2304	XD2P94		07/77-01/80	SCL0216*	215	23	215	34.3
2.3 D Châssis cabine	2304	XD2P94		07/77-01/80	SCL0216*	215	23	215	34.3
2.3 D Autocar/Autobus	2304	XD2P94		07/77-01/80	SCL0216*	215	23	215	34.3
J9									
1.6 Camionnette	1618	XC7P	BC3/4	01/80-01/91	SCL0216*	215	23	215	34.3
2.0 Camionnette	1971	XN1P	BC3/4 BC3/5	01/80-01/91	SCL0216*	215	23	215	34.3
2.0 Châssis cabine	1971	XN1P	BC3/4 BC3/5	01/80-01/91	SCL0216*	215	23	215	34.3
2.0 Autobus Autocar	1971	XN1P	BC3/4 BC3/5	01/80-01/91	SCL0216*	215	23	215	34.3
2.1 D Camionnette	2112	XDP90	BC3/4	01/80-07/90	SCL0216*	215	23	215	34.3
2.3 D Camionnette	2304	XD2P	BC3/4	01/80-07/82	SCL0216*	215	23	215	34.3
2.3 D Châssis cabine	2304	XD2P	BC3/4	01/80-07/82	SCL0216*	215	23	215	34.3
2.3 D Autobus Autocar	2304	XD2P	BC3/4	01/80-07/82	SCL0216*	215	23	215	34.3
2.5 D Camionnette	2498	XD3P	BC3/4 BC3/5	08/82-91	SCL0216*	215	23	215	34.3
2.5 D Châssis cabine	2498	XD3P	BC3/4 BC3/5	08/82-91	SCL0216*	215	23	215	34.3
2.5 D Autobus Autocar	2498	XD3P	BC3/4 BC3/5	08/82-91	SCL0216*	215	23	215	34.3
Partner ...									
1.1i	1124	TUIJP TU1M+	MA/5	06/96-06/98	SCL0224	200	18	200	24.6
1.1i 1.1i GPL	1124	TUIJP TU1M+	MA/5	06/98-03/01	SCL0206*	200	18	200	24.6
1.1i 1.1i GPL	1124	TUIJP TU1M+	MA/5	03/01-11/02	SCL0545*	200	18	200	24.6
<small>NEW</small> 1.1i	1124	TUIJP TU1M+	MA	-05/03/01	5100005*	200	18	200	24.6
1.1i 1.1i GPL Camionnette	1124	TUIJP TU1M+	MA/5	06/96-06/98	SCL0224	200	18	200	24.6
1.1i 1.1i GPL Camionnette	1124	TUIJP TU1M+	MA/5	06/98-03/01	SCL0206*	200	18	200	24.6
1.1i 1.1i GPL Camionnette	1124	TUIJP TU1M+	MA/5	03/01-11/02	SCL0545*	200	18	200	24.6
1.1i Camionnette	1124	TU1M+/L3	MA/5	03/01-11/02	SCL0545*	200	18	200	24.6
1.1i	1124	TU1JP/L4	MA/5S	11/02-	SCL0545*	200	18	200	24.6
1.4i	1360	TU3.2 TU3JP	MA/5	06/96-06/98	SCL0224	200	18	200	24.6
1.4i	1360	TU3.2 TU3JP	MA/5	06/98-03/01	SCL0206*	200	18	200	24.6
1.4i	1360	TU3.2 TU3JP	MA/5	03/01-11/02	SCL0545*	200	18	200	24.6
<small>NEW</small> 1.4i	1360	TU3.2 TU3JP	MA	-05/03/01	5100005*	200	18	200	24.6










* Référence livrée avec centreur

Reference delivered with clutch alignment tool



Référence en Kit 2 pièces

2 parts kit reference

	CC				 Kit 3P				
... Partner									
1.4i Camionnette	1360	TU3JP/L3	MA/5	05/98-06/98	SCL0224	200	18	200	24.6
1.4i Camionnette	1360	TU3JP/L3	MA/5	06/98-03/01	SCL0206*	200	18	200	24.6
1.4i Camionnette	1360	TU3JP/L3	MA/5	03/01-11/02	SCL0545*	200	18	200	24.6
1.4i	1360	TU3JP/L4	MA/5L	11/02-	SCL0545*	200	18	200	24.6
1.4i BiFuel	1360	TU3JP/GPL	MA/5L	04/03-	SCL0545*	200	18	200	24.6
1.6i 16v.	1761	TU5JP4	BE4R	09/00-11/02	SCL0534*	200	18	200	24.5
1.6i 16v.	1761	TU5JP4/L4	BE4/5J	11/02-	SCL0534*	200	18	200	24.5
1.8i	1761	XU7JB	BE3/5	05/97-01/98	SCL0207	200	18	200	24.7
1.8i	1761	XU7JB/L3	BE3/5	01/98-11/02	SCL0550	200	18	200	24.6
1.8 D Camionnette	1769	XUD7/W2	BE3/5	06/96-01/98	SCL0193*	200	18	200	24.7
1.8 D Camionnette	1769	XUD7/W2	BE3/5	02/98-11/02	SCL0531*	200	18	200	24.6
1.9 D	1905	XUD9A	BE3/5	06/96-01/98	SCL0193*	200	18	200	24.7
1.9 D	1905	XUD9A	BE3/5	02/98-	SCL0531*	200	18	200	24.6
1.9 D Camionnette	1905	XUD9A	BE3/5	06/96-01/98	SCL0193*	200	18	200	24.7
1.9 D Camionnette	1905	XUD9A	BE3/5	02/98-	SCL0531*	200	18	200	24.6
1.9 D	1905	DW8	BE3/5R BE3R	09/00-11/02	SCL0525*	200	18	200	24.6
1.9 D	1905	DW8B/L4	BE3/5R	09/00-11/02	SCL0525*	200	18	200	24.6
1.9 D	1905	DW8B/L4	BE4/5L /N	11/02-	SCL0525*	200	18	200	24.6
2.0 HDi	1997	DW10TD	BE3R	05/00-11/02	SCL0536	228	18	228	24.6
2.0 HDi	1997	DW10TD/L4	BE4/5L	11/02-	SCL0539*	228	18	228	24.5
2.0 HDi Camionnette	1997	DW10TD	BE3R	05/00-11/02	SCL0536	228	18	228	24.6
2.0 HDi Camionnette	1997	DW10TD/L4	BE4/5L	11/02-	SCL0539*	228	18	228	24.5
Ranch									
1.4i	1360	TU3JP	MA/5	01/01-03/01	SCL0224	200	18	200	24.6
1.4i	1360	TU3JP	MA/5	03/01-11/02	SCL0545*	200	18	200	24.6
1.8i	1761	XU7JB	BE3/5	07/97-01/98	SCL0207	200	18	200	24.7
1.8i	1761	XU7JB/L3	BE3/5	01/98-11/02	SCL0550	200	18	200	24.6
1.7 D	1769	XUD7	BE3/5	06/96-01/98	SCL0193*	200	18	200	24.7
1.7 D	1769	XUD7	BE3/5	02/98-11/02	SCL0531*	200	18	200	24.6
1.9 D	1905	XUD9A	BE3/5	06/96-01/98	SCL0193*	200	18	200	24.7
1.9 D	1905	XUD9A	BE3/5	02/98-11/02	SCL0531*	200	18	200	24.6
1.9 D	1868	DW8 DW8B	BE3/5R BE3R	01/01-11/02	SCL0525*	200	18	200	24.6
2.0 HDi	1997	DW10TD/L4	BE3R	01/01-11/02	SCL0536	228	18	228	24.6



	CC									
--	----	--	--	--	--	--	--	--	--	--

RENAULT

R4

0.7	R1120 /1 /2 /4	747	680.01 /02		07/67-06/71	SCL4097	160	20	160	23.8
0.8 30hp 21kw		845	800.7.05	HA0.164	10/83-01/86	SCL4096*	160	20	160	23.8
0.8 30hp 21kw		845	B1B.7.07	HA0.164	10/83-01/86	SCL4096*	160	20	160	23.8
0.9	R1129	852	813		07/71-06/78	SCL4097	160	20	160	23.8
1.0 35hp 26kw	R112C	956	C1C.7.08	HA0.191	07/86-06/93	SCL4098*	180	20	181	23.8
1.1	R1128	1108	C1E.7.14	HA0	07/86-92	SCL4098*	180	20	181	23.8
1.1	R1128	1108	C1E.7.19	HA0	09/77-92	SCL4098*	180	20	181	23.8
1.1	R1128	1108	688.7.12	HA0	09/77-07/85	SCL4098*	180	20	181	23.8
0.7 Fourgonnette	R2102 R2105	747	680.01		07/61-06/71	SCL4097	160	20	160	23.8
0.8 30hp 21kw Fourgonnette		845	800.7.05	HA0	04/83-01/86	SCL4096*	160	20	160	23.8
0.8 30hp 21kw Fourgonnette		845	B1B.7.07	HA0	04/83-01/86	SCL4096*	160	20	160	23.8
0.8 34hp 25kw Fourgonnette		845	800		09/66-12/88	SCL4096*	160	20	160	23.8
1.0 Fourgonnette	R2108	852			09/72-06/75	SCL4097	160	20	160	23.8
1.1 34hp 25kw Fourgonnette -ch 153412		1108	688.7.11	HA0 354	10/76-07/89	SCL4097	160	20	160	23.8
1.1 34hp 25kw Fourgonnette Ch- 153413		1108	688.7.11	HA0	10/76-07/89	SCL4098*	180	20	181	23.8
1.1 34hp 25kw Fourgonnette -ch 153412		1108	688.7.12	HA0	10/76-07/89	SCL4097	160	20	160	23.8
1.1 34hp 25kw Fourgonnette Ch- 153413		1108	688.7.12	HA0	10/76-07/89	SCL4098*	180	20	181	23.8
1.1 34hp 25kw Fourgonnette -ch 153412		1108	C1E.7.14	HA0	10/76-07/89	SCL4097	160	20	160	23.8
1.1 34hp 25kw Fourgonnette Ch- 153413		1108	C1E.7.14	HA0	10/76-07/89	SCL4098*	180	20	181	23.8
1.1 34hp 25kw Fourgonnette -ch 153412		1108	C1E.7.18	HA0 354	10/76-07/89	SCL4097	160	20	160	23.8
1.1 34hp 25kw Fourgonnette Ch- 153413		1108	C1E.7.18	HA0	10/76-07/89	SCL4098*	180	20	181	23.8
1.1 34hp 25kw Fourgonnette -ch 153412		1108	C1E.7.19	HA0 354	10/76-07/89	SCL4097	160	20	160	23.8
1.1 34hp 25kw Fourgonnette Ch- 153413		1108	C1E.7.19	HA0	10/76-07/89	SCL4098*	180	20	181	23.8
1.1 35hp 26kw Fourgonnette -ch 153412		1108	C1E.7.18	HA0 354	10/76-07/89	SCL4097	160	20	160	23.8
1.1 35hp 26kw Fourgonnette Ch- 153413		1108	C1E.7.18	HA0	10/76-07/89	SCL4098*	180	20	181	23.8
1.1 35hp 26kw Fourgonnette -ch 153412		1108	C1E.7.19	HA0 354	10/76-07/89	SCL4097	160	20	160	23.8
1.1 35hp 26kw Fourgonnette Ch- 153413		1108	C1E.7.19	HA0	10/76-07/89	SCL4098*	180	20	181	23.8

R5 ...

0.8	R1220	782	839.7.01	HA0	01/72-06/81	SCL4096*	160	20	160	23.8
0.9 37hp 27kw	R1221 139100	845	800.7.02/.7.10	HA0	07/72-06/84	SCL4096*	160	20	160	23.8
0.9 35hp 26kw	R1221 139100	845	800.7.02/.7.10	HA0	07/72-06/84	SCL4096*	160	20	160	23.8
0.9 Société	R2381	845	800.7.10	HA0	07/77-06/84	SCL4096*	160	20	160	23.8
1.0	R1222 -ch 1079617	956	689.7.10	HA1	01/72-06/79	SCL4097	160	20	160	23.8
1.0	R1222 Ch- 1079618	956	689.7.10	HA1	07/79-06/85	SCL4098*	180	20	181	23.8
1.0 Société	R2382	956	689.7.10	HA0	07/75-06/79	SCL4097	160	20	160	23.8
1.1		1108	688.7.13 C1E.7.26	HA0/1	07/79-06/85	SCL4098*	180	20	181	23.8
1.1 Société		1108	688.7.13	HA0/1/3	07/79-06/85	SCL4098*	180	20	181	23.8










* Référence livrée avec centreur

Reference delivered with clutch alignment tool



Référence en Kit 2 pièces

2 parts kit reference










			CC				 Kit 3P				
... R5											
1.3 45hp 33kw Ch-66707 139500	1289	810.7.19	HA0/354	07/79-09/85	SCL4098*	180	20	181	23.8		
1.3 R1225	1289	810.7.26	354	07/75-06/84	SCL4098*	180	20	181	23.8		
1.3 Société	1289	810.7.26	354	07/75-06/84	SCL4098*	180	20	181	23.8		
1.3 R1226	1289	810.7.24	HA0	07/75-06/84	SCL4098*	180	20	181	23.8		
1.3 R1228	1289	810.7.28	HA0/1/3	07/75-06/84	SCL4098*	180	20	181	23.8		
1.3 R1229 129900	1289	810.7.28	HA1	08/79-06/85	SCL4098*	180	20	181	23.8		
1.3 Ch-66707 R1224	1289	810.7.25	HA0/354	07/73-06/84	SCL4098*	180	20	181	23.8		
1.4 R1229 129900	1397	847.7.25	HA0	07/75-06/85	SCL4098*	180	20	181	23.8		
1.4 R1229 129900	1397	C2J.7.13	HA1	07/79-06/85	SCL4098*	180	20	181	23.8		
1.4 Alpine R1223	1397	840.25	385	07/75-06/81	SCL4098*	180	20	181	23.8		
1.4 Gordini R1223	1397	840.25	385	04/79-04/82	SCL4098*	180	20	181	23.8		
Super 5											
0.9 B400 C400	956	C1C.7.00	JB4 JB5	07/84-12/92	SCL4106	180	26	181	26.4		
0.9 Société S400	956	C1C.7.00	JB4 JB5	07/84-12/92	SCL4106	180	26	181	26.4		
1.1 B401 C401	1108	C1E.7	JB4 JB5	07/84-08/90	SCL4106	180	26	181	26.4		
1.1 B40H C40H	1108	C1E.7	JB5	06/87-08/90	SCL4106	180	26	181	26.4		
1.1 Société S401	1108	C1E.7	JB0/B1/B4/B5	07/84-91	SCL4106	180	26	181	26.4		
1.2 B40F C40F	1237	C1G.7	JB4 JB5	06/87-08/90	SCL4106	180	26	181	26.4		
1.2 Société S40F	1237	C1G.7	JB4 JB5	06/87-08/90	SCL4106	180	26	181	26.4		
1.4 1.4 Société B402 C402	1397	C1J.7.68 /80	JB1 JB5	07/84-08/90	SCL4106	180	26	181	26.4		
1.4 B403 C403	1397	C2J.7	JB5	07/84-08/90	SCL4106	180	26	181	26.4		
1.4 B40J C40J	1397	C2J.7.82	JB5	06/87-08/90	SCL4106	180	26	181	26.4		
1.4 B40M C40M	1397	C2J.7.84	JB1 JB5	07/84-08/90	SCL4106	180	26	181	26.4		
1.4i B407 C407	1397	C3J.7	JB5	07/85-02/88	SCL4106	180	26	181	26.4		
1.4 GT Turbo C405	1397	C1J.7	JB3	07/84-08/90	SCL4102	200	26	200	26.4		
1.6 D	1595	F8M.7	JB0 JB1/4	07/85-12/92	SCL4104*	180	26	181	26.4		
1.6 D Société	1595	F8M.7	JB0 JB1	06/85-91	SCL4104*	180	26	181	26.4		
1.7	1721	F2N.7	JB3	06/87-05/90	SCL4102	200	26	200	26.4		
1.7	1721	F3N.7	JB3	06/86-08/90	SCL4102	200	26	200	26.4		
R6											
0.8	845	800.02/03	334/354	10/68-12/79	SCL4096*	160	20	160	23.8		
1.1	1108	688.10	354	10/69-12/80	SCL4097	160	20	160	23.8		
R7											
1.1 L LS TL (Espagne)	1108			07/75-07/80	SCL4097	160	20	160	23.8		
1.1 L LS TL (Espagne)	1108			08/80-	SCL4098*	180	20	181	23.8		
R8											
1.1 Major	1108	688.02	330	01/70-72	SCL4097	160	20	160	23.8		
1.1 S	1108	688.09	330	01/70-72	SCL4097	160	20	160	23.8		
R9											
1.1	1108	C1E.7.15	JB0 JB1 JB4	10/81-05/87	SCL4106	180	26	181	26.4		
1.2	1237	C1G.7	JB1 JB4	07/85-09/88	SCL4106	180	26	181	26.4		
1.4 60hp 44kw	1397	C1J	JB0/B4/B5/B3S	10/81-12/88	SCL4106	180	26	181	26.4		
1.4 67hp 49kw	1397	C2J C3J	JB0 JB1	10/81-12/88	SCL4106	180	26	181	26.4		
1.4 72hp 53kw	1397	C2J C3J	JB0 JB1	10/81-11/88	SCL4106	180	26	181	26.4		
1.4 Turbo 105hp 77kw L425	1397	C1J.7	JB3S	09/84-09/88	SCL4102	200	26	200	26.4		
1.4 Turbo 116hp 86kw	1397	C1J.7	JB3S	09/84-09/88	SCL4102	200	26	200	26.4		
1.6 D	1595	F8M.7	JB1	10/82-12/88	SCL4104*	180	26	181	26.4		
1.7	1721	F2N.7.00 /04	JB3	09/83-12/88	SCL4102	200	26	200	26.4		
1.7	1721	F2N.7.08/32/97	JB3	09/83-12/88	SCL4102	200	26	200	26.4		
1.7	1721	F2N.7.30	JB3	10/86-12/88	SCL4102	200	26	200	26.4		

60 * Référence livrée avec centreur *Reference delivered with clutch alignment tool*



Référence en Kit 2 pièces

2 parts kit reference

	CC				 Kit 3P					
R11										
1.1	1108	C1E.7	JB0/B1/B4/B5	07/82-05/87	SCL4106	180	26	181	26.4	
1.1 Société	1108	C1E.7	JB0 JB4	07/83-06/86	SCL4106	180	26	181	26.4	
1.2	1237	C1G.7	JB0/B1/B4/B5	07/84-07/89	SCL4106	180	26	181	26.4	
1.2 Société	1237	C1G.7	JB4 JB5	07/85-07/89	SCL4106	180	26	181	26.4	
1.4 60hp 44kw	1397	C1J C2J	JB0 JB1	07/82-07/89	SCL4106	180	26	181	26.4	
1.4 67hp 49kw	1397	C1J C2J	JB0 JB1	07/82-07/89	SCL4106	180	26	181	26.4	
1.4 68hp 50kw	1397	C1J C2J	JB0 JB1	07/82-07/89	SCL4106	180	26	181	26.4	
1.4 72hp 53kw	1397	C1J C2J	JB0 JB1	07/82-07/89	SCL4106	180	26	181	26.4	
1.4 GPL	1397	C2J.7.17-G	JB0	07/84-07/87	SCL4106	180	26	181	26.4	
1.4i	1397	C3J.7.00	JB1	07/87-07/89	SCL4106	180	26	181	26.4	
1.4 Société 60hp 44kw	1397	C1J C2J C3J	JB0 JB1	07/82-07/89	SCL4106	180	26	181	26.4	
1.4 Société 68hp 50kw	1397	C1J C2J C3J	JB0 JB1	07/82-07/89	SCL4106	180	26	181	26.4	
1.4 Turbo	1397	C1J.7.60 /64	JB3	09/83-09/86	SCL4102	200	26	200	26.4	
1.4 Turbo	1397	C1J.7.70	JB3	07/86-07/89	SCL4102	200	26	200	26.4	
1.6 D	1595	F8M.7	JB1	09/83-07/89	SCL4104*	180	26	181	26.4	
1.6 D Société	1595	F8M.7	JB1	09/83-07/89	SCL4104*	180	26	181	26.4	
1.7	1721	F2N.7.00 /04	JB3	07/83-06/87	SCL4102	200	26	200	26.4	
1.7 GPL	1721	F2N.7.00-G	JB3	07/83-07/89	SCL4102	200	26	200	26.4	
1.7	1721	F2N.7.17 /30	JB3	10/86-07/89	SCL4102	200	26	200	26.4	
1.7	1721	F2N.7.08	JB3	10/86-07/89	SCL4102	200	26	200	26.4	
1.7	1721	F2N.7.32 /42	JB3	06/87-07/89	SCL4102	200	26	200	26.4	
1.7i	1721	F3N.7.08	JB3	10/86-11/87	SCL4102	200	26	200	26.4	
1.7i	1721	F3N.7.18 /22	JB3	09/84-07/89	SCL4102	200	26	200	26.4	
R12										
1.3	R1170 R1171	1289	810.02	352	10/74-80	SCL4098*	180	20	181	23.8
1.3	R1330	1289	810.06	352	10/74-80	SCL4098*	180	20	181	23.8
1.3	R1177 R1337	1289	810.05	352	10/74-80	SCL4098*	180	20	181	23.8
1.3 Société	R2360	1289			01/76-12/79	SCL4098*	180	20	181	23.8
1.4		1397	847	352	76-80	SCL4098*	180	20	181	23.8
R14										
1.2 L TL		1218	129.00/10	408	04/76-84	SCL0211*	180	20	181	24.3
1.2 TS		1218	145.00	408.05	09/78-80	SCL0211*	180	20	181	24.3
1.4 TS		1360	150.00	408/415	09/79-84	SCL0211*	180	20	181	24.3
1.4 GTL		1360	X5J.7.00	408/415	09/81-84	SCL0211*	180	20	181	24.3
R15										
1.3		1289			09/75-79	SCL4098*	180	20	181	23.8
R18										
1.4 1.4 Société		1397	847.7		09/77-86	SCL4098*	180	20	181	23.8
1.4 Break		1397	847.7		02/79-86	SCL4098*	180	20	181	23.8
1.6 Turbo Berline		1565	A5L.7.17	NG3	09/80-09/85	SCL4110*	215	21	215	30.3
1.6 Turbo Break		1565	A5L.7.17	NG3	09/82-08/85	SCL4110*	215	21	215	30.3
1.6i Turbo Berline		1565	A7L.7.52	NG3	07/83-86	SCL4110*	215	21	215	30.3
1.6i Turbo Break		1565	A7L.7.52	NG3	07/83-86	SCL4110*	215	21	215	30.3
2.0 Berline		1995	J6R.7.14 /16	NG3	07/82-86	SCL4110*	215	21	215	30.3
2.0 Break		1995	J6R.7.14 /16	NG3	07/82-86	SCL4110*	215	21	215	30.3
2.0 4WD 4WD Break		1995	J6R.7.14 /16	NG7	07/83-01/86	SCL4110*	215	21	215	30.3
2.1 D Berline/ Société		2068	852.7.10	NG0 NG1	07/80-01/86	SCL4099*	200	21	200	30.3
2.1 D Break		2068	852.7.10	NG3	09/80-01/86	SCL4099*	200	21	200	30.3
2.1TD Berline / Break		2068	J8S.7.12	NG3	03/84-01/86	SCL4103	215	21	215	30.3
2.2 Turbo / SW		2165	J7T.7.18	NG3	07/83-06/86	SCL4103	215	21	215	30.3










* Référence livrée avec centreur

Reference delivered with clutch alignment tool



Référence en Kit 2 pièces

2 parts kit reference










	CC				 Kit 3P				
R19									
1.2e	1171	E7F.7.30	JB0 JB1	05/92-10/95	SCL4106	180	26	181	26.4
1.2	1237	C1G.7.30	JB4 JB5	07/88-04/92	SCL4106	180	26	181	26.4
1.2	1237	C1G.7.30	JB0 JB1	05/92-10/95	SCL4106	180	26	181	26.4
1.2 Société TR	1237	C1G.7.30	JB4 JB5	07/88-04/92	SCL4106	180	26	181	26.4
1.2 Société RL	1237	C1G.7.30	JB0 JB1	05/92-10/95	SCL4106	180	26	181	26.4
1.4	1390	C1J.7.42	JB4 JB5	07/88-04/92	SCL4106	180	26	181	26.4
1.4	1390	C1J.7.42	JB0 JB1	05/92-10/95	SCL4106	180	26	181	26.4
1.4	1390	C2J.7.76	JB0 JB1	07/88-04/92	SCL4106	180	26	181	26.4
1.4	1390	C2J.7.82	JB4 JB5	07/88-04/92	SCL4106	180	26	181	26.4
1.4e	1397	C3J.7.10	JB0 JB1	05/92-08/95	SCL4106	180	26	181	26.4
1.4	1390	C3J.7.60	JB1	07/88-04/92	SCL4106	180	26	181	26.4
1.4	1390	E6J.7.00	JB0 JB1 JB4	07/88-04/92	SCL4106	180	26	181	26.4
1.4	1390	E6J.7.06	JB1	05/92-08/95	SCL4106	180	26	181	26.4
1.4e	1390	E7J.7.00	JB1	05/92-11/95	SCL4106	180	26	181	26.4
1.4i	1390	E7J.7.02	JB1	09/90-04/92	SCL4106	180	26	181	26.4
1.4i	1390	E7J.7.02	JB1	05/92-11/95	SCL4106	180	26	181	26.4
1.4i Eco	1390	E7J.7.02	JB1	09/94-08/95	SCL4106	180	26	181	26.4
1.4 Société TR	1390	C3J.7.60	JB1	07/88-04/92	SCL4106	180	26	181	26.4
1.4 Société	1390	E6J.7.00	JB1	07/88-04/92	SCL4106	180	26	181	26.4
1.4 Société	1390	E6J.7.00	JB1	05/92-12/95	SCL4106	180	26	181	26.4
1.7	1721	F2N.7.20 /22	JB3	07/88-04/92	SCL4102	200	26	200	26.4
1.7	1721	F2N.7.20 /22	JB3	05/92-08/95	SCL4102	200	26	200	26.4
1.7	1721	F2N.7.24 /28	JB3	07/88-04/92	SCL4102	200	26	200	26.4
1.7	1721	F2N.7.24 /28	JB3	05/92-08/95	SCL4102	200	26	200	26.4
1.7i	1721	F3N.7.18	JB3	07/88-04/92	SCL4102	200	26	200	26.4
1.7i	1721	F3N.7.40	JB3	07/88-04/92	SCL4102	200	26	200	26.4
1.7i	1721	F3N.7.40	JB3	05/92-08/95	SCL4102	200	26	200	26.4
1.7i	1721	F3N.7.42 /43	JB3	07/88-04/92	SCL4102	200	26	200	26.4
1.7i	1721	F3N.7.42 /43	JB3	05/92-08/95	SCL4102	200	26	200	26.4
1.7i	1721	F3N.7.46	JB3	06/89-04/92	SCL4102	200	26	200	26.4
1.7i	1721	F3N.7.46	JB3	05/92-08/95	SCL4102	200	26	200	26.4
1.8i	1794	F3P.6.82	JB3	04/93-08/95	SCL4102	200	26	200	26.4
1.8i	1794	F3P.7.00	JB3	05/92-11/95	SCL4102	200	26	200	26.4
1.8i	1794	F3P.7.04	JB3	05/92-01/93	SCL4102	200	26	200	26.4
1.8i	1794	F3P.7.06	JB3	01/93-11/95	SCL4102	200	26	200	26.4
1.8i 16v.	1763	F7P.7.00/04	JB3	06/89-04/92	SCL4102	200	26	200	26.4
1.8i 16v.	1763	F7P.7.00/04	JB3	05/92-11/95	SCL4102	200	26	200	26.4
1.9D volant moteur plat -ch C096560	1870	F8Q.7.06	JB3	07/88-10/89	SCL4107	200	26	200	26.4
1.9D volant moteur creux Ch- C096561	1870	F8Q.7.06	JB3	10/89-08/95	SCL4109	200	26	200	26.4
1.9D	1870	F8Q.7.42	JB0 JB1 JB3	09/90-04/92	SCL4109	200	26	200	26.4
1.9D	1870	F8Q.7.42	JB0 JB1 JB3	05/92-08/95	SCL4109	200	26	200	26.4
1.9D Société -ch C096560	1870	F8Q.7.06	JB3	08/88-07/89	SCL4107	200	26	200	26.4
1.9D Société Ch- C096561	1870	F8Q.7.06	JB3	08/89-04/92	SCL4109	200	26	200	26.4
1.9D Société	1870	F8Q.7.06	JB3	05/92-08/95	SCL4109	200	26	200	26.4
1.9D Société	1870	F8Q.7.42	JB3	09/90-04/92	SCL4109	200	26	200	26.4
1.9D Société	1870	F8Q.7.42	JB3	05/92-08/95	SCL4109	200	26	200	26.4
1.9TD	1870	F8Q.7.40/44/68	JC5	09/90-04/92	SCL4116*	200	26	200	26.4
1.9TD	1870	F8Q.7.40/44/68	JC5	05/92-10/95	SCL4116*	200	26	200	26.4
1.9TD Société	1870	F8Q.7.40	JC5	07/91-10/95	SCL4116*	200	26	200	26.4

62 * Référence livrée avec centreur *Reference delivered with clutch alignment tool*



Référence en Kit 2 pièces

2 parts kit reference

	CC				 Kit 3P					
R19 Chamade										
1.2	1237	C1G.7.30	JB4 JB5	04/89-04/92	SCL4106	180	26	181	26.4	
1.4	1390	C2J.7.72	JB4 JB5	04/89-04/92	SCL4106	180	26	181	26.4	
1.4	1390	C2J.7.76	JB0 JB1	04/89-04/92	SCL4106	180	26	181	26.4	
1.4	1397	C3J.7.60	JB1	04/89-04/92	SCL4106	180	26	181	26.4	
1.4	1390	E6J.7.00	JB1	04/89-04/92	SCL4106	180	26	181	26.4	
1.4e	1390	C3J.7.10	JB0 JB1	05/92-12/95	SCL4106	180	26	181	26.4	
1.4i	1390	E7J.7.02	JB1	04/91-04/92	SCL4106	180	26	181	26.4	
1.4i	1390	E7J.7.42	JB1	09/94-08/95	SCL4106	180	26	181	26.4	
1.7	1390	F2N.7.20	JB3	04/89-04/92	SCL4102	200	26	200	26.4	
1.7	1390	F2N.7.22	JB3	04/89-04/92	SCL4102	200	26	200	26.4	
1.7	1390	F2N.7.24	JB3	06/89-08/90	SCL4102	200	26	200	26.4	
1.7i	1721	F3N.7.18	JB3	04/89-04/92	SCL4102	200	26	200	26.4	
1.7i	1721	F3N.7.42	JB3	04/89-04/92	SCL4102	200	26	200	26.4	
1.7i	1721	F3N.7.46	JB5	06/90-04/92	SCL4102	200	26	200	26.4	
1.7i	1721	F3N.7.40	JB3	05/92-08/95	SCL4102	200	26	200	26.4	
1.8i	1794	F3P.7.00	JB3	05/92-11/95	SCL4102	200	26	200	26.4	
1.8i	1794	F3P.7.06	JB3	03/93-11/95	SCL4102	200	26	200	26.4	
1.8i	1783	F3P.6.82	JB3	04/93-08/95	SCL4102	200	26	200	26.4	
1.8i 16v.	1763	F7P.7.00	JC5	04/89-04/92	SCL4102	200	26	200	26.4	
1.8i 16v.	1763	F7P.7.04	JC5	04/89-04/92	SCL4102	200	26	200	26.4	
1.9D	-ch C096560	1870	F8Q.7.06	JB3	07/88-10/89	SCL4107	200	26	200	26.4
1.9D	Ch- C096561	1870	F8Q.7.06	JB3	10/89-04/92	SCL4109	200	26	200	26.4
1.9D		1870	F8Q.7.06	JB3	05/92-08/95	SCL4109	200	26	200	26.4
1.9D		1870	F8Q.7.42	JB0 JB1	09/90-04/92	SCL4109	200	26	200	26.4
1.9D		1870	F8Q.7.42	JB3	05/92-08/95	SCL4109	200	26	200	26.4
1.9TD		1870	F8Q.7.40	JC5	04/91-04/92	SCL4116*	200	26	200	26.4
1.9TD		1870	F8Q.7.44	JC5	05/92-10/95	SCL4116*	200	26	200	26.4
R19 Cabriolet										
1.7 TXE	1721	F3N.7.42	JB3	05/91-04/92	SCL4102	200	26	200	26.4	
1.8i RSi	1794	F3P.6.82	JB3	09/94-08/95	SCL4102	200	26	200	26.4	
1.8i RT	1794	F3P.7.04	JB3	05/92-01/93	SCL4102	200	26	200	26.4	
1.8i RT	D53Y45	1794	F3P.7.06	JB3	01/93-08/95	SCL4102	200	26	200	26.4
1.8i RT	853A05	1794	F3P.7.06	JB3	09/94-08/95	SCL4102	200	26	200	26.4
1.8i 16v.	1763	F7P.7.04	JB3	05/91-08/95	SCL4102	200	26	200	26.4	
R20										
2.0	-ch 199211	1995	829.00	367/369 NG2	07/77-	SCL4110*	215	21	215	30.3
2.1 TD		2068	852.00	NG0 NG1	10/79-01/84	SCL4099*	200	21	200	30.3
2.1 TD		2068	J8S.7.02	NG3	09/82-84	SCL4101	215	21	215	30.3
2.2	-ch 6778	2165	851.00	369	07/80-	SCL4110*	215	21	215	30.3
R21 ...										
1.4 3/5ptes	1397	C2J.7.70	JB1	06/89-04/92	SCL4106	180	26	181	26.4	
1.4 4ptes	1397	C2J.7.17 /10	JB1	06/88-03/93	SCL4106	180	26	181	26.4	
1.4 RS 4ptes	1397	C2L.7.14	JB3	06/88-94	SCL4102	200	26	200	26.4	
1.7 3/5ptes	1721	F2N.7.12	JB2 JB3	06/89-11/92	SCL4102	200	26	200	26.4	
1.7 3/5ptes	1721	F2N.7.54	JB2 JB3	06/89-11/92	SCL4102	200	26	200	26.4	
1.7 3/5ptes	1721	F2N.7.58	JB3	06/90-04/93	SCL4102	200	26	200	26.4	
1.7 4ptes	1721	F2N.7.10	JB2 JB3	03/86-12/88	SCL4102	200	26	200	26.4	
1.7 4ptes	1721	F2N.7.12	JB2 JB3	03/86-03/93	SCL4102	200	26	200	26.4	
1.7 4ptes	1721	F2N.7.16	JB2 JB3	06/86-05/91	SCL4102	200	26	200	26.4	
1.7 4ptes	1721	F2N.7.50	JB2 JB3	06/87-04/89	SCL4102	200	26	200	26.4	
1.7 4ptes	1721	F2N.7.52	JB3	06/87-04/89	SCL4102	200	26	200	26.4	
1.7 4ptes	1721	F2N.7.54	JB2 JB3	01/89-11/92	SCL4102	200	26	200	26.4	










* Référence livrée avec centreur

Reference delivered with clutch alignment tool












Référence en Kit 2 pièces

2 parts kit reference

	CC				 Kit 3P				
... R21									
1.7 4ptes	1721	F2N.7.58	JB3	06/90-94	SCL4102	200	26	200	26.4
1.7 4ptes	1721	F2N.7.86	JB3	06/90-94	SCL4102	200	26	200	26.4
1.7i 3/5ptes 90hp 66kw	1721	F3N.7.22	JB3	06/89-04/93	SCL4102	200	26	200	26.4
1.7i 3/5ptes 94hp 69kw	1721	F3N.7.22	JB3	06/89-04/93	SCL4102	200	26	200	26.4
1.7i 3/5ptes	1721	F3N.7.26	JB3	06/89-04/93	SCL4102	200	26	200	26.4
1.7i 4ptes	1721	F3N.7.18	JB3	06/86-04/89	SCL4102	200	26	200	26.4
1.7i 4ptes 90hp 66kw	1721	F3N.7.22	JB3	09/86-04/93	SCL4102	200	26	200	26.4
1.7i 4ptes	1721	F3N.7.26	JB3	06/86-04/93	SCL4102	200	26	200	26.4
1.7i 4ptes 94hp 69kw	1721	F3N.7.22	JB3	09/86-04/93	SCL4102	200	26	200	26.4
1.9 D Volant mot. plat 3/5ptes -ch C002006	1870	F8Q.7.10	JB3	06/89-11/92	SCL4107	200	26	200	26.4
1.9 D Volant moteur creux 3/5ptes Ch- C002007	1870	F8Q.7.10	JB3	06/89-11/92	SCL4109	200	26	200	26.4
1.9 D Volant mot. plat 4ptes -ch C002006	1870	F8Q.7.10	JB3	05/89-94	SCL4107	200	26	200	26.4
1.9 D Volant moteur creux 4ptes Ch- C002007	1870	F8Q.7.10	JB3	05/89-94	SCL4109	200	26	200	26.4
2.0 Mot. transversal 3/5ptes	1965	F2R.7.02	JB3	06/89-05/91	SCL4102	200	26	200	26.4
2.0 Mot. transversal 4ptes	1965	F2R.7.02	JB3	06/86-03/93	SCL4102	200	26	200	26.4
2.0 Mot. longitudinal 4 portes	1995	J6R.7.58/92	NG9	09/86-03/93	SCL4122	215	21	215	-
2.0 3/5ptes	1995	J7R.7.46	NG9	06/89-04/92	SCL4122	215	21	215	-
2.0 4ptes	1995	J6T.7.90	NG9	06/88-94	SCL4122	215	21	215	-
2.0 4ptes	1995	J7R.7.46	NG9	06/90-94	SCL4122	215	21	215	-
2.0 4ptes	1995	J7R.7.50	NG9	03/86-94	SCL4122	215	21	215	-
2.0i TXi 3/5ptes	1995	J7R.7.40	NG9	06/89-04/93	SCL4122	215	21	215	-
2.0i TXi 4ptes	1995	J7R.7.40	NG9	06/89-04/93	SCL4122	215	21	215	-
2.0i TXi Quadra 4ptes	1995	J7R.7.40	NG9	06/89-03/93	SCL4122	215	21	215	-
2.0i TXi 4ptes	1995	J7R.7.54	NG9	05/89-03/92	SCL4122	215	21	215	-
2.0i TXi Quadra 4ptes	1995	J7R.7.54	NG9	07/89-05/90	SCL4122	215	21	215	-
2.1 D 3/5 ptes	2068	J8S.6.00	NG9	04/92-94	SCL4099*	200	21	200	30.3
2.1 D 3/5 ptes	2068	J8S.7.04	NG9	06/89-03/92	SCL4099*	200	21	200	30.3
2.1 D 3/5 ptes	2068	J8S.7.40	NG9	05/89-04/92	SCL4099*	200	21	200	30.3
2.1 D 3/5 ptes	2068	J8S.7.84	NG9	04/92-01/93	SCL4099*	200	21	200	30.3
2.1 D 4 ptes	2068	J8S.6.00	NG9	04/92-94	SCL4099*	200	21	200	30.3
2.1 D 4 ptes	2068	J8S.7.04	NG9	07/86-03/92	SCL4099*	200	21	200	30.3
2.1 D 4 ptes	2068	J8S.7.84	NG9	04/92-01/93	SCL4099*	200	21	200	30.3
2.1 D 4 ptes	2068	J8S.7.86	NG9	04/92-04/93	SCL4099*	200	21	200	30.3
2.1 TD 3/5 ptes	2068	J8S.7.42	NG9	06/89-04/92	SCL4108	215	21	215	-
2.1 TD 3/5 ptes	2068	J8S.7.46	NG9	06/89-03/92	SCL4108	215	21	215	-
2.1 TD 3/5 ptes	2068	J8S.7.86	NG9	06/91-04/93	SCL4108	215	21	215	-
2.1 TD 3/5 ptes	2068	J8S.7.88	NG9	06/90-03/92	SCL4108	215	21	215	-
2.1 TD 4 ptes	2068	J8S.6.04	NG9	04/92-04/93	SCL4108	215	21	215	-
2.1 TD 4 ptes	2068	J8S.7.14	NG9	07/86-04/89	SCL4108	215	21	215	-
2.1 TD 4 ptes	2068	J8S.7.42	NG9	05/89-03/93	SCL4108	215	21	215	-
2.1 TD 4 ptes	2068	J8S.7.46	NG9	06/89-05/91	SCL4108	215	21	215	-
2.1 TD 4 ptes	2068	J8S.7.86	NG9	06/91-04/93	SCL4108	215	21	215	-
2.1 TD 4 ptes	2068	J8S.7.88	NG9	06/90-03/92	SCL4108	215	21	215	-
2.2i 3/5 ptes	2165	J7T.7.54	NG9	06/89-04/92	SCL4122	215	21	215	-
2.2i 4 ptes	2165	J7T.7.54	NG9	08/86-03/93	SCL4122	215	21	215	-
2.2i 2.2i 4WD 3/5 ptes	2165	J7T.7.54	NG9	06/89-04/92	SCL4122	215	21	215	-
2.2i 2.2i 4WD 4 ptes	2165	J7T.7.54	NG9	08/86-03/93	SCL4122	215	21	215	-



	CC				 Kit 3P				
R21 Nevada									
1.4 RS	1397	C2L.7.14	JB3	06/88-11/92	SCL4102	200	26	200	26.4
1.7	1721	F2N.7.10	JB2 JB3	06/86-04/89	SCL4102	200	26	200	26.4
1.7 Société	1721	F2N.7.10	JB3	06/86-04/89	SCL4102	200	26	200	26.4
1.7	1721	F2N.7.12	JB2 JB3	06/86-11/92	SCL4102	200	26	200	26.4
1.7 Société	1721	F2N.7.12	JB2 JB3	06/86-06/90	SCL4102	200	26	200	26.4
1.7	1721	F2N.7.50	JB2 JB3	06/87-05/90	SCL4102	200	26	200	26.4
1.7	1721	F2N.7.52	JB3	06/87-04/89	SCL4102	200	26	200	26.4
1.7	1721	F2N.7.54	JB2 JB3	01/89-11/92	SCL4102	200	26	200	26.4
1.7 Société	1721	F2N.7.54	JB3	05/89-03/92	SCL4102	200	26	200	26.4
1.7	1721	F2N.7.58	JB3	06/90-08/95	SCL4122	215	21	215	-
1.7i 90hp 66kw / 94hp 69kw	1721	F3N.7.22	JB3	06/86-04/93	SCL4102	200	26	200	26.4
1.7i	1721	F3N.7.26	JB3	06/86-04/93	SCL4102	200	26	200	26.4
1.9 D Volant moteur plat -ch C002006	1870	F8Q.7.10	JB3	05/89-91	SCL4107	200	26	200	26.4
1.9 D Volant moteur creux Ch- C002007	1870	F8Q.7.10	JB3	05/89-91	SCL4109	200	26	200	26.4
1.9 D Société Volant moteur plat -ch C002006	1870	F8Q.7.10	JB3	05/89-05/91	SCL4107	200	26	200	26.4
1.9 D Société Volant moteur creux Ch- C002007	1870	F8Q.7.10	JB3	05/89-05/91	SCL4109	200	26	200	26.4
2.0 Mot. transversal	1965	F2R.7.02	JB3	06/86-05/91	SCL4102	200	26	200	26.4
2.0 Mot. longitudinal	1995	J6R.7.92	NG9	09/86-03/92	SCL4122	215	21	215	-
2.0	1995	J6T.7.90	NG9	06/88-03/92	SCL4122	215	21	215	-
2.0	1995	J7R.7.46	NG9	06/90-04/92	SCL4122	215	21	215	-
2.0 4WD	1995	J7R.7.46	NG9	06/90-04/92	SCL4122	215	21	215	-
2.0	1995	J7R.7.50	NG9	06/86-04/92	SCL4122	215	21	215	-
2.0 GTX 4WD	1995	J7R.7.50	NG7	06/88-04/92	SCL4122	215	21	215	-
2.0i TXi	1995	J7R.7.40	NG9	06/91-04/92	SCL4122	215	21	215	-
2.0i TXi	1995	J7R.7.54	NG9	05/89-03/92	SCL4122	215	21	215	-
2.0i TXi Quadra	1995	J7R.7.54	NG9	07/89-05/90	SCL4122	215	21	215	-
2.1 D / Société	2068	J8S.7.04	NG9	07/86-03/92	SCL4099*	200	21	200	30.3
2.1 D 4WD	2068	J8S.7.04	NG9	07/86-03/92	SCL4099*	200	21	200	30.3
2.1 D	2068	J8S.7.40	NG9	05/89-04/92	SCL4099*	200	21	200	30.3
2.1 D	2068	J8S.7.84	NG9	04/92-01/93	SCL4099*	200	21	200	30.3
2.1 TD	2068	J8S.7.14	NG9	07/86-04/89	SCL4108	215	21	215	-
2.1 TD	2068	J8S.7.42	NG9	05/89-03/93	SCL4108	215	21	215	-
2.1 TD	2068	J8S.7.46	NG9	06/89-05/91	SCL4108	215	21	215	-
2.1 TD	2068	J8S.7.86	NG9	06/91-04/93	SCL4108	215	21	215	-
2.1 TD	2068	J8S.7.88	NG9	06/90-03/92	SCL4108	215	21	215	-
2.2i	2165	J7T.7.54	NG9	08/86-08/95	SCL4122	215	21	215	-
2.2i 2.2i 4WD	2165	J7T.7.54	NG7	06/87-08/95	SCL4122	215	21	215	-
R25 ...									
2.0	1995	J6R.7.06/60/62	NG3	09/83-92	SCL4110*	215	21	215	30.3
2.0 TXi Ti	1995	J7R.7.20/21	NG3	06/88-92	SCL4110*	215	21	215	30.3
2.0 TXi Ti	1995	J7R.7.26	NG3	06/89-92	SCL4110*	215	21	215	30.3
2.0 GTX TX TXE	1995	J7R.7.22	NG3	05/87-92	SCL4110*	215	21	215	30.3
2.1 D	2068	J8S.7.06	NG1	09/83-05/88	SCL4099*	200	21	200	30.3
2.1 D	2068	J8S.7.36	NG1	06/88-01/92	SCL4099*	200	21	200	30.3
2.1 TD	2068	J8S.7.08/38	NG3	09/83-01/92	SCL4103	215	21	215	30.3
2.2 103hp 76kw	2165	J7T.7	NG3 UN1	11/85-03/89	SCL4110*	215	21	215	30.3
2.2	2165	J7T.7.06 /14	NG3 UN1	09/83-05/87	SCL4110*	215	21	215	30.3
2.2	2165	J7T.7.08 /32	NG3	09/85-05/88	SCL4110*	215	21	215	30.3
2.2	2165	J7T.7.30	NG3	09/86-92	SCL4110*	215	21	215	30.3











* Référence livrée avec centreur

Reference delivered with clutch alignment tool









Référence en Kit 2 pièces

2 parts kit reference

	CC				 Kit 3P				
... R25									
2.6 V6 Injection	2664	Z7V.7.08	UN1	09/83-05/88	SCL4112	235	21	235	30.3
2.8 V6	2849	Z7W.7.00 /01	UN1	06/87-05/89	SCL4112	235	21	235	30.3
2.8 V6	2849	Z7W.7.02	UN1	09/85-05/88	SCL4112	235	21	235	30.3
2.8 V6	2849	Z7W.7.06	UN1	06/88-92	SCL4112	235	21	235	30.3
R30									
2.1 TD	2068	J8S.7.02	NG3	10/81-84	SCL4101	215	21	215	30.3
2.6i V6 TS R1275 Ch- 63939	2664	144.00/02	367	-82	SCL4112	235	21	235	30.3
2.6i V6 TX R1278 Ch- 26425	2664	140.04/06	369	10/78-84	SCL4112	235	21	235	30.3
Alpine									
1.3 A110	1289	1300S		10/75-08/76	SCL4098*	180	20	181	23.8
2.8 V6 GT	2849	Z6W.7.00	UN1.05	09/84-07/89	SCL4112	235	21	235	30.3
Avantime									
NEW 2.0i Turbo 16v. DE0U DE0V	1998	F4R.7.60	PK6		 5104007*	228	21	228	
Clio I -02/98 ...									
1.0 B570 C570	956	C1C.7.02	JB5	06/90-12/93	SCL4106	180	26	181	26.4
1.1 B571 C571	1108	C1E.7.00	JB0/B1/B4/B5	06/90-02/96	SCL4106	180	26	181	26.4
1.1 Société S571	1108	C1E.7.00	JB0 JB1 JB5	09/90-02/96	SCL4106	180	26	181	26.4
1.2i Embrayage non piloté 357K/Y 557K/Y 657K	1149	D7F.7.30	JB1	03/96-05/97	SCL4132*	180	26	181	26.4
NEW 1.2i Embrayage non piloté 357K/Y 557K/Y 657K	1149	D7F. 7.30/26	JB1	03/10/97-	5104009*	180	26	180	-
1.2i Embrayage piloté 357K/Y 557K/Y 657K	1149	D7F.7.30	JB1	03/96-05/97	SCL4125	180	26	181	26.6
1.2i 55hp 40.5kw Embr. piloté 357K/Y 557K/Y 657K	1149	D7F.7.30	JB1	05/97-02/98	SCL4338*	180	26	180	26.6
1.2i 60hp 44kw Embr. piloté 357K/Y 557K/Y 657K	1149	D7F.7.30	JB1	05/97-02/98	SCL4338*	180	26	180	26.6
1.2i B57 C57	1171	E7F.7.06	JB0 JB1	09/90-02/98	SCL4106	180	26	181	26.4
1.2i Société S57	1171	E7F.7.06	JB1	09/90-02/98	SCL4106	180	26	181	26.4
1.2i 357G 557G B57A C57A	1171	E7F.7.08	JB1	12/94-02/98	SCL4106	180	26	181	26.4
1.2i Société S57A	1171	E7F.7.08	JB1	02/94-02/98	SCL4106	180	26	181	26.4
1.2i 557J B57S C57S	1171	E7F.7.50	JB1	01/94-02/96	SCL4106	180	26	181	26.4
1.2i B57 C57	1171	E5F.7.10	JB0 JB1 JB5	06/90-02/96	SCL4106	180	26	181	26.4
1.2i Société S57	1171	E5F.7.10	JB5	09/90-02/96	SCL4106	180	26	181	26.4
1.2i B57	1171	E5F.7.16	JB0 JB1 JB4	09/90-02/98	SCL4106	180	26	181	26.4
1.2i 357 557 B57 C57	1171	E7F.7.00	JB0 JB1	09/90-02/96	SCL4106	180	26	181	26.4
1.2i Société S57	1171	E7F.7.00	JB1	09/90-01/94	SCL4106	180	26	181	26.4
1.2i Société S57	1171	E7F.7.04	JB1	09/90-01/94	SCL4106	180	26	181	26.4
1.2i B57 C57	1171	C3G.7.20	JB1	07/94-02/96	SCL4106	180	26	181	26.4
1.2i Société S57	1171	C3G.7.20	JB1	12/94-02/96	SCL4106	180	26	181	26.4
1.4 1.4i 557B	1390	E6J.7.60	JB1	01/94-02/98	SCL4106	180	26	181	26.4
1.4i B57 C57	1390	E7J.7.18	JB1	09/90-02/96	SCL4106	180	26	181	26.4
1.4i B57 C57	1390	E7J.7.54	JB1	01/94-02/98	SCL4106	180	26	181	26.4
1.4i B57 C57	1390	E7J.7.56	JB1	03/96-02/98	SCL4106	180	26	181	26.4
1.4i B57 C57	1390	E6J.7.12	JB1	06/90-02/96	SCL4106	180	26	181	26.4
1.4i B57	1390	E6J.7.18	JB1	09/90-02/98	SCL4106	180	26	181	26.4
1.4i B57 C57	1390	E7J.7.10	JB1	09/90-02/98	SCL4106	180	26	181	26.4
1.7 B57 C57	1721	F2N.7.70	JB3	06/90-02/96	SCL4102	200	26	200	26.4



	CC					Ø		Ø	Ø	
... Clio I -02/98										
1.8i RSi	C57H	1794	F3P.7.54	JB3	01/94-02/96	SCL4102	200	26	200	26.4
1.8i RSi	C57905	1794	F3P.7.12	JB3	01/93-02/96	SCL4102	200	26	200	26.4
1.8i RSi	357 C57	1794	F3P.7.58	JB3	06/94-02/98	SCL4102	200	26	200	26.4
1.8i RT	B57 C57	1794	F3P.7.14	JB3	03/91-02/96	SCL4102	200	26	200	26.4
1.8i RT	B57 C57	1794	F3P.7.10	JB3	09/90-02/98	SCL4102	200	26	200	26.4
1.8i 1.8i RT	357U 557U	1794	F3P.7.54	JB3	03/96-02/98	SCL4102	200	26	200	26.4
1.8i 16v.	C57505	1763	F7P.7.20/22	JB3	03/91-02/96	SCL4102	200	26	200	26.4
1.9 D	357N 557N 657N	1870	F8Q.6.76	JB1 JB3	03/96-02/98	SCL4109	200	26	200	26.4
1.9 D	657H	1870	F8Q.6.78	JB1 JB3	03/96-02/98	SCL4109	200	26	200	26.4
1.9 D	B57 C57	1870	F8Q.7.14	JB1 JB3	07/92-02/98	SCL4109	200	26	200	26.4
1.9 D Société	S57	1870	F8Q.7.14	JB1 JB3	07/92-02/98	SCL4109	200	26	200	26.4
1.9 D	B57 C57	1870	F8Q.7.30	JB3	09/90-02/98	SCL4109	200	26	200	26.4
1.9 D Société	S57	1870	F8Q.7.30	JB3	09/90-02/96	SCL4109	200	26	200	26.4
1.9 D	B57 C57	1870	F8Q.7.32	JB1 JB3	09/90-02/98	SCL4109	200	26	200	26.4
1.9 D Société	S57	1870	F8Q.7.32	JB1 JB3	09/90-02/98	SCL4109	200	26	200	26.4
Clio II 03/98- ...										
1.0i	BB0Y	999	D7D.7.60	JB1	04/01-	SCL4338*	180	26	180	26.6
1.2i	BB0A BB0B BB3A	1149	D7F.7.20	JB1	03/98-03/01	SCL4338*	180	26	180	26.6
1.2i	CB0A CB0B CB3A	1149	D7F.7.20	JB1	03/98-03/01	SCL4338*	180	26	180	26.6
1.2i	BB0A CB0A	1149	D7F.7.20	JB1	04/01-	SCL4338*	180	26	180	26.6
1.2i	BB0A CB0A	1149	D7F.7.22	JB1	04/01-	SCL4338*	180	26	180	26.6
1.2i	BB0F CB0F	1149	D7F.7.26	JB1	03/98-03/01	SCL4338*	180	26	180	26.6
1.2i	BB0F BB10 BB1K	1149	D7F.7.26	JB1	04/01-	SCL4338*	180	26	180	26.6
1.2i	CB0F CB10 CB1K	1149	D7F.7.26	JB1	04/01-	SCL4338*	180	26	180	26.6
1.2i	BB0F CB0F	1149	D7F.7.44	JB1	04/01-	SCL4338*	180	26	180	26.6
1.2i	CB0F	1149	D7F.7.45	JB1	04/01-	SCL4338*	180	26	180	26.6
1.2i	BB0F BB10	1149	D7F.7.46	JB1	04/01-	SCL4338*	180	26	180	26.6
1.2i	CB0F CB10 CB1K	1149	D7F.7.46	JB1	04/01-	SCL4338*	180	26	180	26.6
1.2i	BB0F BB1K CB0F CB1K	1149	D7F.7.64	JB1	04/01-	SCL4338*	180	26	180	26.6
1.2i 16v.	BB05 BB0W BB11	1149	D4F.7.12	JB1 JH1	04/01-	SCL4338*	180	26	180	26.6
1.2i 16v.	CB05 CB0W CB11	1149	D4F.7.12	JB1 JH1	04/01-	SCL4338*	180	26	180	26.6
1.2i 16v.	BB05 CB05	1149	D4F.7.14	JB1	04/01-	SCL4338*	180	26	180	26.6
1.2i 16v.	CB0W	1149	D4F.7.22	JH1	04/01-	SCL4338*	180	26	180	26.6
1.2i Société	SB0A SB3A	1149	D7F.7.20	JB1	03/98-03/01	SCL4338*	180	26	180	26.6
1.2i Société	SB0A	1149	D7F.7.20	JB1	04/01-	SCL4338*	180	26	180	26.6
1.2i Société	SB0A	1149	D7F.7.22	JB1	04/01-	SCL4338*	180	26	180	26.6
1.2i Société	SB0F SB10	1149	D7F.7.26	JB1	04/01-	SCL4338*	180	26	180	26.6
1.2i Société	SB0F SB10	1149	D7F.7.46	JB1	04/01-	SCL4338*	180	26	180	26.6
1.4i	BB0S CB0S	1390	E7J.6.34	JB1	10/98-03/01	SCL4338*	180	26	180	26.6
1.4i	BB0S CB0S	1390	E7J.6.34	JB1	04/01-	SCL4338*	180	26	180	26.6
1.4i	BB0S CB0S	1390	E7J.7.80	JB1	10/98-03/01	SCL4338*	180	26	180	26.6
1.4i	BB0C CB0C	1390	E7J.7.80	JB1	04/01-	SCL4338*	180	26	180	26.6
1.4i	LB03	1390	K7J.7.00	JB1	12/99-03/01	SCL4338*	180	26	180	26.6
1.4i	BB17 CB0B CB17	1390	K7J.7.00	JB1	04/01-	SCL4338*	180	26	180	26.6
1.4i 16v.	BB0P BB13 BB1L	1390	K4J.7.10	JB1	04/01-	SCL4340*	200	26	200	26.6
1.4i 16v.	CB0P CB13 CB1L	1390	K4J.7.10	JB1	04/01-	SCL4340*	200	26	200	26.6
1.4i 16v.	BB0L CB0L	1390	K4J.7.12	JB1	03/99-03/01	SCL4340*	200	26	200	26.6
1.4i 16v.	BB0L BB13	1390	K4J.7.12	JB1	04/01-	SCL4340*	200	26	200	26.6
1.4i 16v.	CB0L CB0P CB1L	1390	K4J.7.12	JB1	04/01-	SCL4340*	200	26	200	26.6
1.5 dCi	BB07 CB07	1461	K9K.7.00	JB3	04/01-	SCL4341*	215	26	215	26.6
1.5 dCi	BB08	1461	K9K.7.02	JC5	01/04-	SCL4341*	215	26	215	26.6
1.5 dCi	BB07 CB07	1461	K9K.7.04	JB3	04/01-	SCL4341*	215	26	215	26.6

* Référence livrée avec centreur

Reference delivered with clutch alignment tool



Référence en Kit 2 pièces

2 parts kit reference
















		CC								
... Clio II 03/98-										
1.5 dCi Société	SB07	1461	K9K.7.00	JB3	04/01-	SCL4341*	215	26	215	26.6
1.5 dCi Société	SB08	1461	K9K.7.02	JC5	01/04-	SCL4341*	215	26	215	26.6
1.5 dCi Société	SB07	1461	K9K.7.04	JB3	04/01-	SCL4341*	215	26	215	26.6
1.5 dCi Société	SB09	1461	K9K.7.10	JB1	04/01-	SCL4341*	215	26	215	26.6
1.6i	BB0D CB0D	1598	K7M.7.44	JB1	03/98-03/01	SCL4126*	200	26	200	26.6
<small>NEW</small> 1.6i	BB0D CB0D	1598	K7M.7.44 /45	JB1	04/01-	5104010*	200	26	200	26.6
<small>NEW</small> 1.6i	BB00	1598	K7M.7.46	JB3	04/01-	5104010*	200	26	200	26.6
1.6i 16v.	BB0H CB0H	1598	K4M.7.08	JB3	04/01-	SCL4340*	200	26	200	26.6
1.6i 16v.	BB01 BB1J	1598	K4M.7.40	JB3	04/01-	SCL4340*	200	26	200	26.6
1.6i 16v.	BB14 BB1D	1598	K4M.7.44	JB3	04/01-	SCL4340*	200	26	200	26.6
1.6i 16v.	CB14 CB1D	1598	K4M.7.44	JB3	04/01-	SCL4340*	200	26	200	26.6
1.6i 16v.	BB0H BB0T	1598	K4M.7.48	JB3	04/01-	SCL4340*	200	26	200	26.6
1.6i 16v.	CB0H CB0T	1598	K4M.7.48	JB3	07/98-03/01	SCL4340*	200	26	200	26.6
1.6i 16v.	CB0H CB0T	1598	K4M.7.48	JB3	04/01-	SCL4340*	200	26	200	26.6
1.9 D	BB0E CB0E LB02	1870	F8Q.6.30	JB1	03/98-03/01	SCL4124	200	26	200	26.6
1.9 D	BB0E CB0E	1870	F8Q.6.30	JB1	04/01-	SCL4124	200	26	200	26.6
1.9 D	BB0J CB0J	1870	F8Q.6.32	JB1	04/01-	SCL4124	200	26	200	26.6
1.9 D Société	SB0E	1870	F8Q.6.30	JB1	03/98-03/01	SCL4124	200	26	200	26.6
1.9 D Société	SB0R	1870	F8Q.6.62	JB1	03/98-03/01	SCL4124	200	26	200	26.6
1.9 D Société	SB0E	1870	F8Q.6.30	JB1	04/01-	SCL4124	200	26	200	26.6
1.9 D Société	SB0J SB0R	1870	F8Q.6.32	JB1	04/01-	SCL4124	200	26	200	26.6
1.9 D Société	SB0R	1870	F8Q.6.62	JB1	04/01-	SCL4124	200	26	200	26.6
1.9 dTi	BB0U CB0U	1870	F9Q.7.80	JB3	11/99-03/01	SCL4129*	215	26	215	26.6
1.9 dTi	BB0U CB0U	1870	F9Q.7.80	JB3	04/01-	SCL4129*	215	26	215	26.6
1.9 dTi Société	SB0U	1870	F9Q.7.80	JB3	04/01-	SCL4129*	215	26	215	26.6
2.0i 16v. Sport	CB0MOF	1998	F4R.7.30	JC5	01/00-03/01	SCL4130	215	26	215	26.6
Espace J11/S11										
2.0 2.0 Société		1995	J6R.2.34 /36	NG3	09/84-12/87	SCL4110*	215	21	215	30.3
2.0 2.0 Société		1995	J6R.7.34	NG3	01/88-01/91	SCL4110*	215	21	215	30.3
2.0 TXE		1995	J7R.7.60	NG3	06/87-01/91	SCL4110*	215	21	215	30.3
2.0 Quadra TXE		1995	J7R.7.60	NG7	06/87-01/91	SCL4110*	215	21	215	30.3
2.1 TD		2068	J8S.2.40	NG3	09/84-01/91	SCL4103	215	21	215	30.3
2.1 TD Société		2068	J8S.2.40	NG3	09/85-01/91	SCL4103	215	21	215	30.3
2.1 TD		2068	J8S.7.74	NG3	06/89-12/90	SCL4103	215	21	215	30.3
2.2		2165	J7T.7.70	NG3	09/86-01/91	SCL4110*	215	21	215	30.3
2.2 Quadra		2165	J7T.7.70	NG7	09/86-01/91	SCL4110*	215	21	215	30.3
Espace J63/S63										
2.0i		1995	J7R.7.68	NG3	01/91-08/96	SCL4110*	215	21	215	30.3
2.1dT		2068	J8S.6.10	NG3	06/92-08/96	SCL4103	215	21	215	30.3
2.1dT		2068	J8S.6.12	NG3	06/95-08/96	SCL4103	215	21	215	30.3
2.1dT		2068	J8S.7.60 /72	NG3 NG7	01/91-05/96	SCL4103	215	21	215	30.3
2.1dT		2068	J8S.7.76 /78	NG3	01/91-05/96	SCL4103	215	21	215	30.3
2.1dT Société		2068	J8S.6.10/72	NG3	01/91-08/96	SCL4103	215	21	215	30.3
2.1dT Société		2068	J8S.7.78	NG3	06/92-05/96	SCL4103	215	21	215	30.3
2.1dT Quadra		2068	J8S.7.72	NG7	01/91-11/95	SCL4103	215	21	215	30.3
2.2i		2165	J7T.7.72/76	NG3	01/91-05/96	SCL4110*	215	21	215	30.3
2.2i Société		2165	J7T.7.72	NG3	01/91-05/96	SCL4110*	215	21	215	30.3
2.2i Quadra		2165	J7T.7.72	NG7	01/91-08/96	SCL4110*	215	21	215	30.3
2.8i V6		2849	Z7W.7.12	UN1	04/91-08/96	SCL4112	235	21	235	30.3

68 * Référence livrée avec centreur *Reference delivered with clutch alignment tool*



Référence en Kit 2 pièces

2 parts kit reference












	CC				 Kit 3P				
Espace JEO									
1.9 dTi	1870	F9Q.7.22	JC5	10/99-10/02	SCL4129*	215	26	215	26.6
2.0i	1998	F3R.7.28 /68	JC5	09/96-06/00	SCL4130	215	26	215	26.6
2.0i 16v. JE0N	1998	F4R.7.00	JC5	12/98-06/00	SCL4130	215	26	215	26.6
2.0i 16v. JE0L	1998	F4R.7.00	JC5	07/00-10/02	SCL4130	215	26	215	26.6
Espace JKO									
NEW 1.9 DCi JK0G JK0U JK1B	1870	F9Q.8.20	PK6	-11/02/05	 5104007*	228	21	228	
NEW 2.0i 16v. JK0K JK0L	1998	F4R.7.90	PK6		 5104007*	228	21	228	
NEW 2.0i Turbo 16v. JK0B JK0D JK0N	1998	F4R.7.94	PK6		 5104007*	228	21	228	
Fuego									
1.4 / Coupé	1397	847.7	352 395 NG	09/79-01/85	SCL4098*	180	20	181	23.8
1.6 Turbo	1565	A7L.23	NG3	07/81-06/85	SCL4103	215	21	215	30.3
1.6 Turbo	1565	A5L.7.50	NG3.043	09/83-85	SCL4103	215	21	215	30.3
1.6i Turbo	1565	A7L.7.52	NG3	09/84-85	SCL4103	215	21	215	30.3
2.0	1995	829.7 J7R	NG3	09/80-85	SCL4110*	215	21	215	30.3
2.1 TD	2068	J8S.7.12	NG3.039	09/82-84	SCL4103	215	21	215	30.3
2.2	2165	J7T.18	NG3	07/83-06/85	SCL4110*	215	21	215	30.3
2.2 Turbo	2165	J7T.7.18	NG3	09/84-85	SCL4110*	215	21	215	30.3
Kangoo -02/03									
1.2i KC0A	1149	D7F.7.10	JB1	09/97-02/03	SCL4338*	180	26	180	26.6
1.2i Express FC0A	1149	D7F.7.10	JB1	09/97-02/03	SCL4338*	180	26	180	26.6
1.2i KC0A	1149	D7F.7.20	JB1	03/98-02/03	SCL4338*	180	26	180	26.6
1.2i Express FC0A	1149	D7F.7.20	JB1	03/98-02/03	SCL4338*	180	26	180	26.6
1.4i KC0H	1390	E7J.6.34	JB3	09/97-02/03	SCL4338*	180	26	180	26.6
1.4i Express FC0H	1390	E7J.6.34	JB3	09/97-02/03	SCL4338*	180	26	180	26.6
1.4i KC0C	1390	E7J.7.80	JB3	09/97-02/03	SCL4338*	180	26	180	26.6
1.4i Express FC0C	1390	E7J.7.80	JB3	09/97-02/03	SCL4338*	180	26	180	26.6
1.6i KC00	1598	K7M.7.46	JB3	12/99-02/03	SCL4126*	200	26	200	26.6
1.6i Express FC00	1598	K7M.7.46	JB3	12/99-02/03	SCL4126*	200	26	200	26.6
1.6i 16v. 4WD / Express KC0P KC0S	1598	K4M.7.50	JC7	01/02-02/03	 SCL5907*	215	26	215	
1.9 D KC0D	1870	F8Q.6.62	JB1	09/97-02/03	SCL4124	200	26	200	26.6
1.9 D Express FC0D	1870	F8Q.6.62	JB1	09/97-02/03	SCL4124	200	26	200	26.6
1.9 D KC0E	1870	F8Q.6.30	JB1	09/97-02/03	SCL4124	200	26	200	26.6
1.9 D Express FC0E	1870	F8Q.6.30	JB1	09/97-02/03	SCL4124	200	26	200	26.6
1.9 dCi 4WD KC0V	1870	F9Q.7.90	JC7	01/02-02/03	 SCL5905*	215	26	215	
1.9 DCi 4WD FC0V Express	1870	F9Q.7.90	JC7	01/02-02/03	 SCL5905*	215	26	215	
1.9 dTi KC0U	1870	F9Q.7.80	JC5	12/99-02/03	SCL4129*	215	26	215	26.6
1.9 dTi Express FC0U	1870	F9Q.7.80	JC5	12/99-02/03	SCL4129*	215	26	215	26.6

* Référence livrée avec centreur *Reference delivered with clutch alignment tool*






















































Référence en Kit 2 pièces

2 parts kit reference

			CC				 Kit 3P				
Kangoo FL 03/03-											
1.2i	KC0A	1149	D7F.7.10	JB1	03/03-	SCL4338*	180	26	180	26.6	
1.2i Express	FC0A	1149	D7F.7.10	JB1	03/03-	SCL4338*	180	26	180	26.6	
1.2i	KC0A	1149	D7F.7.20 /22	JB1	03/03-	SCL4338*	180	26	180	26.6	
1.2i Express	FC0A	1149	D7F.7.20 /22	JB1	03/03-	SCL4338*	180	26	180	26.6	
1.2i	KC0F	1149	D7F.7.26	JB1	03/03-	SCL4338*	180	26	180	26.6	
1.2i Express	FC0F	1149	D7F.7.26	JB1	03/03-	SCL4338*	180	26	180	26.6	
1.2i	KC0F	1149	D7F.7.44/46	JB1	03/03-	SCL4338*	180	26	180	26.6	
1.2i Express	FC0F	1149	D7F.7.44/46	JB1	03/03-	SCL4338*	180	26	180	26.6	
1.2i 16v.	KC05 /T /W	1149	D4F.7.12 /14	JB1	03/03-	SCL4338*	180	26	180	26.6	
1.2i 16v. Express	FC05 /T /W	1149	D4F.7.12 /14	JB1	03/03-	SCL4338*	180	26	180	26.6	
1.4i	KC0B KC0M	1390	K7J.7.00	JB3	03/03-	SCL4338*	180	26	180	26.6	
1.4i Express	FC0B FC0M	1390	K7J.7.00	JB3	03/03-	SCL4338*	180	26	180	26.6	
1.5 dCi 65hp 48kw	KC07	1461	K9K.7.00 /04	JB3 JC5	03/03-	SCL4341*	215	26	215	26.6	
1.5 dCi 65hp 48kw Express	FC07	1461	K9K.7.00 /04	JB3 JC5	03/03-	SCL4341*	215	26	215	26.6	
1.5 dCi 65hp 48kw	KC09	1461	K9K.7.10	JB1	03/03-	SCL4341*	215	26	215	26.6	
1.5 dCi 65hp 48kw Express	FC09	1461	K9K.7.10	JB1	03/03-	SCL4341*	215	26	215	26.6	
1.5 dCi 80hp 59kw	KC08	1461	K9K.7.02 /04	JC5	03/03-	SCL4341*	215	26	215	26.6	
1.5 dCi 80hp 59kw Express	FC08	1461	K9K.7.02 /04	JC5	03/03-	SCL4341*	215	26	215	26.6	
1.6i 16v.	KC0L	1598	K4M.7.50	JB3	03/03-	SCL4340*	200	26	200	26.6	
1.6i 16v. Express	FC0L	1598	K4M.7.50	JB3	03/03-	SCL4340*	200	26	200	26.6	
1.6i 16v.	KC0P KC0S	1598	K4M.7.52	JB3	03/03-	SCL4340*	200	26	200	26.6	
1.6i 16v. Express	FC0P FL0S	1598	K4M.7.52	JB3	03/03-	SCL4340*	200	26	200	26.6	
1.6i 16v. 4WD	KC0L /P /S	1598	K4M.7.50	JC7	03/03-	 SCL5907*	215	26	215		
1.6i 16v. 4WD Express	FC0L/P/S	1598	K4M.7.50	JC7	03/03-	 SCL5907*	215	26	215		
1.9 D	KC0J KCON	1870	F8Q.6.32	JB1	03/03-	SCL4124	200	26	200	26.6	
1.9 D Express	FC0J FCON	1870	F8Q.6.32	JB1	03/03-	SCL4124	200	26	200	26.6	
1.9 dTi	KC0V	1870	F9Q.7.82	JC5	03/03-	SCL4129*	215	26	215	26.6	
1.9 dTi Express	FC0V	1870	F9Q.7.82	JC5	03/03-	SCL4129*	215	26	215	26.6	
Laguna											
1.6i 16v.	B561 B568	1598	K4M.7.20	JB3	05/98-12/00	SCL4340*	200	26	200	26.6	
1.8i GPL	B560	1783	F3P.6.76G	JB3	05/98-12/00	SCL4130	215	26	215	26.6	
1.8i	B56A	1794	F3P.7.24	JB3	11/93-06/95	SCL4113	200	26	200	26.4	
1.8i	B56A	1794	F3P.7.24	JB3	06/95-03/01	SCL4131	215	26	215	26.6	
1.8i	B56S	1794	F3P.6.78	JB3	03/94-06/96	SCL4130	215	26	215	26.6	
1.8i	B56B	1794	F3P.7.20	JB3	01/94-11/95	SCL4113	200	26	200	26.4	
1.8i	B56T05	1794	F3P.6.70	JB3	05/95-04/98	SCL4131	215	26	215	26.6	
1.8i	B56Z	1794	F3P.7.24	JB3	01/95-01/96	SCL4131	215	26	215	26.6	
1.8i 16v.	B563 /564	1783	F4P.7.60	JC5	09/98-12/00	SCL4130	215	26	215	26.6	
1.9 dTi	B56J	1870	F9Q.7.10 /16	JC5	05/98-12/00	SCL4129*	215	26	215	26.6	
2.0	B56C/H/N	1998	F3R.7.22	JC5	01/94-06/95	SCL4113	200	26	200	26.4	
2.0	B56C/H/L/N	1998	F3R.7.22	JC5	06/95-04/98	SCL4130	215	26	215	26.6	
2.0	B56C/H/L/N	1998	F3R.7.28	JC5	07/95-04/98	SCL4130	215	26	215	26.6	
2.0i	B56C/H/L/N	1998	F3R.7.68	JC5	06/95-12/00	SCL4130	215	26	215	26.6	
NEW 2.0i 16v.	B56D/M	1998	N7Q.7.00/04	JC5		5104017	220	26	215	26.6	
2.0i 16v.	B56P	1998	556A	JC5	10/99-12/00	SCL4130	215	26	215	26.6	
2.2 D / Société	B56	2188	G8T.7.06 G8T.752/90/94	JC5	03/94-04/98	SCL4114*	220	26	220	26.4	
2.2 D / Société	B56	2188	G8T.7.92	JB3 JC5	07/95-04/98	SCL4114*	220	26	220	26.4	

70 * Référence livrée avec centreur *Reference delivered with clutch alignment tool*

 Référence en Kit 2 pièces *2 parts kit reference*

	CC					Ø		Ø	Ø		
Laguna Nevada											
1.6i 16v.	K561 K568	1598	K4M.7.20	JB3	05/98-12/00		SCL4340*	200	26	200	26.6
1.8i	K560/S/T	1794	F3P	JB3	07/95-03/01		SCL4131	215	26	215	26.6
1.8i	K56Z	1794	F3P.7.24	JB3	07/95-04/98		SCL4131	215	26	215	26.6
1.8i 16v.	K563 K564	1783	F4P.7.60	JC5	05/98-12/00		SCL4130	215	26	215	26.6
1.9 dTi	K56J	1870	F9Q.7	JC5	05/98-		SCL4129*	215	26	215	26.6
2.0i	K56C K56H	1998	F3R.7.22	JC5	07/95-08/96		SCL4130	215	26	215	26.6
NEW 2.0i 16v.	K56D/M	1998	N7Q.7.00/04	JC5			5104017	220	26	215	26.6
2.2 D	K562/6/F/P	2188	G8T.7	JC5	07/95-04/98		SCL4114*	220	26	220	26.4
Laguna II											
1.6i 16v.	BG0	1598	K4M.7.1	JH3	01/01-		SCL5901*	215	26	215	
1.8i 16v.	BG0B	1783	F4P.7	JR5	01/01-		SCL5909*	215	26	215	
1.8i 16v.	BG0C	1783	F4P.7	JR5	01/01-		SCL5909*	215	26	215	
1.8i 16v.	BG0J /M	1783	F4P.7	JR5	01/01-		SCL5909*	215	26	215	
NEW 1.9 dCi 95hp 70kw	BG05	1870	F9Q.6.64	PK6			5104007*	228	21	228	
NEW 1.9 dCi 95hp 70kw	BG08	1870	F9Q.6.50	PK6			5104007*	228	21	228	
1.9 dCi 100hp 73.5kw	BG0E	1870	F9Q.7.52	JR5	-15/01/07		SCL5903*	215	26	215	
NEW 1.9 dCi 110hp 81kw	BG0R	1870	F9Q.7.54	PK6	28/05/01-		5104007*	228	21	228	
NEW 1.9 dCi 120hp 88kw	BG0G	1870	F9Q.7.50	PK6	28/05/01-		5104007*	228	21	228	
2.0i 16v.	BG00/W	1998	F4R.7	JR5	01/01-		SCL5909*	215	26	215	
Laguna II Estate											
1.6i 16v.	KG0L/U	1598	K4M.7.10	JH3	01/01-		SCL5901*	215	26	215	
1.6i 16v. GPL	KG0L	1598	K4M.7.14	JH3	01/01-		SCL5901*	215	26	215	
1.8i 16v.	KG0C KG0B	1783	F4P.7.70	JR5	01/01-02/02		SCL5909*	215	26	215	
1.8i 16v.	KG0C KG0B	1783	F4P.7.70	JR5	03/02-		SCL5901*	215	26	215	
1.8i 16v.	KG0J KG0V	1783	F4P.7.70	JR5	01/01-02/02		SCL5909*	215	26	215	
1.8i 16v.	KG0J KG0V	1783	F4P.7.70	JR5	03/02-		SCL5901*	215	26	215	
1.8i 16v.	KG0MOA	1783	F4P.7.72	JR5	01/01-02/02		SCL5909*	215	26	215	
1.8i 16v.	KG0MOA	1783	F4P.7.72	JR5	03/02-		SCL5901*	215	26	215	
NEW 1.9 dCi 95hp 70kw	KG05	1870	F9Q.6.64	PK6			5104007*	228	21	228	
NEW 1.9 dCi 95hp 70kw	KG08	1870	F9Q.6.50	PK6			5104007*	228	21	228	
1.9 dCi 100hp 73.5kw	KG0E	1870	F9Q.7.52	JR5	-15/01/07		SCL5903*	215	26	215	
NEW 1.9 dCi 110hp 81kw	KG0R	1870	F9Q.7.54	PK6	28/05/01-		5104007*	228	21	228	
NEW 1.9 dCi 120hp 88kw	KG0G	1870	F9Q.7.50	PK6	28/05/01-		5104007*	228	21	228	
2.0i 16v.	KG00 KG0W	1998	F4R.7.12	JR5	01/01-		SCL5909*	215	26	215	
2.0ide 16v.	KG0N05	1998	F5R.7.00	JR5	01/01-		SCL5909*	215	26	215	
Logan											
1.5 DCi	LS00	1461	K9K.7.90/94	JH3			SCL4341*	215	26	215	26.6
1.5 DCi	LS 0J/0Y	1461	K9K.7.90	JH3			SCL4341*	215	26	215	26.6
1.5 DCi	KS 0J/00	1461	K9K.7.94	JR5			SCL4341*	215	26	215	26.6
1.5 DCi	FS 0J/00	1461	K9K.7.94	JR5			SCL4341*	215	26	215	26.6
1.6 MPi	LS 0B/0D/0F/0H	1598	K7M.7.10	JH3	09/04-		SCL4126*	200	26	200	26.6
Megane ...											
1.4i	BA0E	1390	E7J.7.64	JB1	11/95-10/97		SCL4125	180	26	181	26.6
1.4i	BA0E	1390	E7J.7.64	JB1	11/97-02/99		SCL4338*	180	26	180	26.6
1.4i	BA0T	1390	E7J.6.24	JB1	11/95-10/97		SCL4125	180	26	181	26.6
1.4i	BA0T	1390	E7J.6.24	JB1	11/97-12/98		SCL4338*	180	26	180	26.6
1.4i	BA0V	1390	E7J.6.26	JB1 JB3	11/97-10/00		SCL4338*	180	26	180	26.6
1.4i 16v.	BA0D BA0W BA10	1390	K4J.7.50	JB1 JB3	03/99-09/02		SCL4340*	200	26	200	26.6
1.4i 16v.	BA0D BA10 BA1H	1390	K4J.7.14	JB1 JB3	06/00-09/02		SCL4340*	200	26	200	26.6

* Référence livrée avec centreur










Reference delivered with clutch alignment tool









Référence en Kit 2 pièces

2 parts kit reference

RENAULT

			CC				 Kit 3P				
... Megane											
NEW	1.6i	BA0L	1598	K7M.7.20	JB1	11/95-	5104010*	200	26	200	26.6
NEW	1.6i	BA0F	1598	K7M.7.02	JB1 JB3	11/95-	5104010*	200	26	200	26.6
NEW	1.6i	BA0S	1598	K7M.7.02/90	JB1 JB3	11/95-	5104010*	200	26	200	26.6
NEW	1.6i	DA0F	1598	K7M.7.02	JB1	11/95-	5104010*	200	26	200	26.6
	1.6i	BA1C	1598	K7M.7.04	JB3	09/99-08/00	SCL4126*	200	26	200	26.6
	1.6i 16v.	BA04 BA0B BA11	1598	K4M.7.00	JB3	02/99-08/02	SCL4339*	215	26	200	26.6
	1.6i 16v.	BA04	1598	K4M.7.04	JB3	02/99-08/01	SCL4339*	215	26	200	26.6
	1.6i 16v.	BA00 BA1K	1598	K4M.7.06	JB3	09/99-11/01	SCL4339*	215	26	200	26.6
	1.6i 16v.	BA0B BA11 BA1J	1598	K4M.7.08	JB3	02/00-08/02	SCL4339*	215	26	200	26.6
	1.6i 16v.	BA0B BA1J	1598	K4M.7.12	JB3	03/00-08/02	SCL4339*	215	26	200	26.6
	1.8i 16v.	BA12 BA1A BA1R	1783	F4P.7.20	JB3	10/99-08/02	SCL4130	215	26	215	26.6
	1.8i 16v.	BA12 BA1A BA1M	1783	F4P.7.22	JB3	10/99-08/02	SCL4130	215	26	215	26.6
	1.9 D	BA0A BA0U	1870	F8Q.6.20	JB1 JB3	11/95-11/97	SCL4127	200	26	200	26.6
	1.9 D	BA0A BA0U	1870	F8Q.6.24	JB1 JB3	11/95-11/97	SCL4127	200	26	200	26.6
	1.9 D Société	SA0A SA0U	1870	F8Q.6.20	JB1	11/95-11/97	SCL4127	200	26	200	26.6
	1.9 D Société	SA0A SA0U	1870	F8Q.6.24	JB1	11/95-11/97	SCL4127	200	26	200	26.6
	1.9 D	BA0A BA0U	1870	F8Q.6.20	JB1 JB3	12/97-02/99	SCL4124	200	26	200	26.6
	1.9 D	BA0R	1870	F8Q.6.22	JB3	02/99-03/01	SCL4124	200	26	200	26.6
	1.9 D	BA0A BA0U	1870	F8Q.6.24	JB3	12/97-02/99	SCL4124	200	26	200	26.6
	1.9 D Société	SA0A SA0U	1870	F8Q.6.24	JB3	12/97-02/99	SCL4124	200	26	200	26.6
	1.9 dCi	BA05 BA1F	1870	F9Q.7.32	JC5	09/99-09/02	SCL4129*	215	26	215	26.6
	1.9 dCi Société	SA05	1870	F9Q.7.32	JC5	11/00-09/02	SCL4129*	215	26	215	26.6
	1.9 dT	BA09 BA0K BA0Y	1870	F8Q.7.84	JC5	11/95-07/98	SCL4128	200	26	200	26.6
	1.9 dT	BA0K BA0Y	1870	F8Q.7.86	JC5	11/95-07/98	SCL4128	200	26	200	26.6
	1.9 dT Société	SA09 SA0Y	1870	F8Q.7.84	JC5	06/96-04/98	SCL4128	200	26	200	26.6
	1.9 dT Société	SA09 SA0Y	1870	F8Q.7.86	JC5	06/96-04/98	SCL4128	200	26	200	26.6
	1.9 dTi	BA1U	1870	F9Q.7.44	JC5	11/00-08/02	SCL4129*	215	26	215	26.6
	1.9 dTi	BA08	1870	F9Q.7.30	JC5	07/96-02/97	SCL4129*	215	26	215	26.6
	1.9 dTi	BA0N	1870	F9Q.7.34	JC5	04/97-03/01	SCL4129*	215	26	215	26.6
	1.9 dTi	BA0N	1870	F9Q.7.36	JC5	04/97-03/01	SCL4129*	215	26	215	26.6
	1.9 dTi Société	SA1U	1870	F9Q.7.44	JC5 JB3	02/01-08/02	SCL4129*	215	26	215	26.6
	1.9 dTi Société	SA0N	1870	F9Q.7.34	JC5	02/98-10/00	SCL4129*	215	26	215	26.6
	1.9 dTi Société	SA0N	1870	F9Q.7.36	JC5	02/98-10/00	SCL4129*	215	26	215	26.6
	2.0i	BA07 BA0G	1998	F3R.7.50	JB3	11/95-03/97	SCL4130	215	26	215	26.6
	2.0i	BA07 BA0G	1998	F3R.7.96	JB3	07/96-02/99	SCL4130	215	26	215	26.6
	2.0i 16v.	BA1D	1998	F4R.7.40	JC5	03/01-04/01	SCL4130	215	26	215	26.6
	2.0i 16v.	BA0H	1998	F7R.7.10	JC5	02/96-12/98	SCL4130	215	26	215	26.6
	2.0i 16v.	BA0H	1998	F7R.7.14	JC5	02/96-12/98	SCL4130	215	26	215	26.6
Megane Break ...											
	1.4i	KA0V	1390	E7J.6.26	JB3	10/98-10/00	SCL4338*	180	26	180	26.6
	1.4i 16v.	KA0D KA10 KA1H	1390	K4J.7.14	JB3	05/00-09/02	SCL4340*	200	26	200	26.6
	1.4i 16v.	KA0D KA0W KA10	1390	K4J.7.50	JB1 JB3	02/99-09/02	SCL4340*	200	26	200	26.6
NEW	1.6i	KA0F	1598	K7M702	JB3	01/99-	5104010*	200	26	200	26.6
	1.6i 16v.	KA04 KA0B KA11	1598	K4M.7.00	JB3	02/99-08/02	SCL4339*	215	26	200	26.6
	1.6i 16v.	KA04	1598	K4M.7.04	JB3	10/98-08/02	SCL4339*	215	26	200	26.6
	1.6i 16v.	KA0B KA11 KA1J	1598	K4M.7.08	JB3	06/00-08/02	SCL4339*	215	26	200	26.6
	1.6i 16v.	KA1J	1598	K4M.7.08	JB3	01/01-08/02	SCL4339*	215	26	200	26.6
	1.6i 16v.	KA0B KA1J	1598	K4M.7.12	JB3	06/00-08/02	SCL4339*	215	26	200	26.6
	1.8i 16v.	KA12 KA1A KA1R	1783	F4P.7.20	JB3	01/01-08/02	SCL4130	215	26	215	26.6
	1.8i 16v.	KA12 KA1A	1783	F4P.7.22	JB3	01/01-08/02	SCL4130	215	26	215	26.6



	CC					Ø		Ø	Ø	
... Megane Break										
1.9 D	KA0J	1870	F8Q.7.90	JB3	11/95-11/97	SCL4127	200	26	200	26.6
1.9 D	KA0J	1870	F8Q.7.90	JB3	12/97-02/01	SCL4124	200	26	200	26.6
1.9 dCi	KA05	1870	F9Q.7.32	JC5	06/00-08/02	SCL4129*	215	26	215	26.6
1.9 dTi	KA0N	1870	F9Q.7.36	JC5	10/98-08/02	SCL4129*	215	26	215	26.6
1.9 dTi	KA1U	1870	F9Q.7.44	JC5	02/01-08/02	SCL4129*	215	26	215	26.6
Megane Cabriolet										
1.4i 16v.	EA0D EA1H	1390	K4J.7.14	JB1 JB3	07/00-09/02	SCL4340*	200	26	200	26.6
NEW 1.6i	EA0F	1598	K7M702	JB1	03/96-	5104010*	200	26	200	26.6
1.6i 16v.	EA04 EA0B EA11	1598	K4M.7.00	JB3	02/99-08/02	SCL4339*	215	26	200	26.6
1.6i 16v.	EA04	1598	K4M.7.01	JC5	02/99-02/01	SCL4339*	215	26	200	26.6
1.6i 16v.	EA0B EA11 EA1J	1598	K4M.7.08	JB3	05/00-08/02	SCL4339*	215	26	200	26.6
2.0i	EA0G	1998	F3R.7.50	JB3	02/97-12/98	SCL4130	215	26	215	26.6
2.0i	EA0G	1998	F3R.7.96	JB3	03/97-12/98	SCL4130	215	26	215	26.6
2.0i 16v.	EA0C EA13 EA1S	1998	F4R.7.46	JC5	11/01-09/02	SCL4130	215	26	215	26.6
2.0ide 16v.	EA03 EA0P	1998	F5R.7.40	JC5	02/99-12/01	SCL4130	215	26	215	26.6
2.0i 16v.	EA0H	1998	F7R.7.10	JC5	02/97-12/98	SCL4130	215	26	215	26.6
2.0i 16v.	EA0H	1998	F7R.7.14	JC5	02/97-12/98	SCL4130	215	26	215	26.6
Megane Classic										
1.4i	LA0E	1390	E7J.7.64	JB1	11/95-10/97	SCL4125	180	26	181	26.6
1.4i	LA0E	1390	E7J.7.64	JB1	11/97-02/99	SCL4338*	180	26	180	26.6
1.4i	LA0V	1390	E7J.6.26	JB1 JB3	02/99-10/00	SCL4338*	180	26	180	26.6
1.4i 16v.	LA0D LA10 LA1H	1390	K4J.7.14	JB1 JB3	06/00-09/02	SCL4340*	200	26	200	26.6
1.4i 16v.	LA0D LA0W LA10	1390	K4J.7.50	JB1 JB3	02/99-09/02	SCL4340*	200	26	200	26.6
1.6e	LA1C	1598	K7M.7.04	JB3	09/96-05/00	SCL4126*	200	26	200	26.6
1.6e	LA0S	1598	K7M.7.90	JB3	09/96-02/99	SCL4126*	200	26	200	26.6
NEW 1.6i	LA0L	1598	K7M.7.20	JB1	09/96-	5104010*	200	26	200	26.6
NEW 1.6i	LA0F	1598	K7M.7.02/03	JB1	09/96-	5104010*	200	26	200	26.6
NEW 1.6i	LA0S	1598	K7M.7.90	JB1	09/96-	5104010*	200	26	200	26.6
1.6i 16v.	LA04 LA0B LA11	1598	K4M.7.00	JB3	06/98-08/02	SCL4339*	215	26	200	26.6
1.6i 16v.	LA00 LA1K	1598	K4M.7.06	JB3	11/99-11/01	SCL4339*	215	26	200	26.6
1.6i 16v.	LA0B LA11 LA1J	1598	K4M.7.08	JB3	05/00-08/02	SCL4339*	215	26	200	26.6
1.8i 16v.	LA12 LA1A LA1R	1783	F4P.7.20	JB3	07/00-08/02	SCL4130	215	26	215	26.6
1.8i 16v.	LA12 LA1A LA1M	1783	F4P.7.22	JB3	07/00-08/02	SCL4130	215	26	215	26.6
1.9 D	LA0A LA0U	1870	F8Q.6.20	JB1 JB3	09/96-08/97	SCL4127	200	26	200	26.6
1.9 D	LA0R	1870	F8Q.6.22	JB3	11/98-03/01	SCL4124	200	26	200	26.6
1.9 dCi	LA05	1870	F9Q.7.32	JC5	07/00-09/02	SCL4129*	215	26	215	26.6
1.9 dCi	LA01	1870	F9Q.7.38	JB3	03/01-09/02	SCL4129*	215	26	215	26.6
1.9 dT	LA0K LA0Y	1870	F8Q.7.84	JC5	09/96-08/97	SCL4128	200	26	200	26.6
1.9 dT	LA0K LA0Y	1870	F8Q.7.86	JC5	09/96-08/97	SCL4128	200	26	200	26.6
1.9 dTi	LA08	1870	F9Q.7.30	JC5	10/96-12/96	SCL4129*	215	26	215	26.6
1.9 dTi	LA0N	1870	F9Q.7.34	JC5	04/97-08/02	SCL4129*	215	26	215	26.6
1.9 dTi	LA0N	1870	F9Q.7.36	JC5	04/97-08/02	SCL4129*	215	26	215	26.6
1.9 dTi	LA1U	1870	F9Q.7.44	JB3	04/97-08/02	SCL4129*	215	26	215	26.6
2.0i	LA07 LA0G	1998	F3R.7.50	JB3	09/96-02/99	SCL4130	215	26	215	26.6
2.0i	LA0G	1998	F3R.7.52	JB3	12/96-02/99	SCL4130	215	26	215	26.6
2.0i	LA07 LA0G	1998	F3R.7.96	JB3	09/96-02/99	SCL4130	215	26	215	26.6
2.0i	LA0G	1998	F3R.7.98	JB3	09/96-02/99	SCL4130	215	26	215	26.6
2.0i 16v.	LA1D LA1L	1998	F4R.7.40	JC5	01/01-10/01	SCL4130	215	26	215	26.6










* Référence livrée avec centreur

Reference delivered with clutch alignment tool














Référence en Kit 2 pièces

2 parts kit reference

			CC				 Kit 3P				
Megane Coupé											
1.4i 16v.	DA0W	1390	K4J.7.50	JB3	10/98-02/99	SCL4130	215	26	215	26.6	
1.4i 16v.	DA0W	1390	K4J.7.50	JB3	03/99-09/02	SCL4340*	200	26	200	26.6	
1.4i 16v.	DA0D DA10 DA1H	1390	K4J.7.14	JB1 JB3	06/00-09/02	SCL4340*	200	26	200	26.6	
1.4i 16v.	DA0D DA10 EA0D /W	1390	K4J.7.50	JB1 JB3	02/99-09/02	SCL4340*	200	26	200	26.6	
1.6i	DA0F	1598	K7M.7.02	JB1	07/97-02/99	SCL4126*	200	26	200	26.6	
1.6i 16v.	DA04 DA0B DA11	1598	K4M.7.00	JB3	06/98-08/02	SCL4339*	215	26	200	26.6	
1.6i 16v.	DA0B DA11 DA1J	1598	K4M.7.08	JB3	06/00-08/02	SCL4339*	215	26	200	26.6	
1.9 dCi	DA05	1870	F9Q.7.32	JC5	09/99-09/02	SCL4129*	215	26	215	26.6	
1.9 dTi	DA0N	1870	F9Q.7.34/7.36	JC5	11/97-12/00	SCL4129*	215	26	215	26.6	
2.0i	DA0G	1998	F3R.7.50	JB3	11/95-02/99	SCL4130	215	26	215	26.6	
2.0i	DA0G	1998	F3R.7.96	JB3	11/95-	SCL4130	215	26	215	26.6	
2.0i	DA0G	1998	F3R.7.98	JB3	11/95-02/99	SCL4130	215	26	215	26.6	
2.0i 16v.	DA0C DA13 DA1S	1998	F4R.7.46	JC5	10/01-09/02	SCL4130	215	26	215	26.6	
2.0ide 16v.	DA03 DA0P	1998	F5R.7.40	JC5	10/98-11/01	SCL4130	215	26	215	26.6	
2.0i 16v.	DA0H	1998	F7R.7.10	JC5	11/95-09/02	SCL4130	215	26	215	26.6	
2.0i 16v.	DA0H	1998	F7R.7.14	JC5	05/98-09/02	SCL4130	215	26	215	26.6	
Rodeo											
0.8	ACL1A	845	800.01/2/5	334/354	10/70-01/81	SCL4096*	160	20	160	23.8	
1.1 6	ACL2B	1108	688.1		73-79	SCL4097	160	20	160	23.8	
1.1 5	5E-1128	1108	688.7.12		06/81-	SCL4098*	180	20	181	23.8	
1.3 6	4D1128	1289	810.19		07/79-81	SCL4098*	180	20	181	23.8	
Safrane											
2.0i	B540	1995	J7R.7.32	PK1-001	11/92-06/94	SCL4117*	215	21	215	27.3	
2.0i	B540	1995	J7R.7.32	PK1-021	07/94-09/96	SCL4118	215	21	215	27.3	
2.0i 12v.	B54E /2	1995	J7R.7.34/38	PK1	11/92-06/94	SCL4117*	215	21	215	27.3	
2.0i 12v.	B54E /2	1995	J7R.7.34/38	PK1	07/94-09/96	SCL4118	215	21	215	27.3	
2.1 TD	B546	2068	J8S.7.60	PK1	05/92-06/94	SCL4123	215	21	215	27.3	
2.1 TD	B546	2068	J8S.7.60	PK1	06/94-09/96	SCL4119	215	21	215	27.3	
2.2i 107hp 79kw	B541	2165	J7T.7.62	PK1	05/92-06/94	SCL4117*	215	21	215	27.3	
2.2i 107hp 79kw	B541	2165	J7T.7.62	PK1	06/94-09/96	SCL4118	215	21	215	27.3	
2.2i 137hp 101kw	B543	2165	J7T.7.60	PK1	05/92-06/94	SCL4117*	215	21	215	27.3	
2.2i 137hp 101kw	B543	2165	J7T.7.60	PK1	06/94-09/96	SCL4118	215	21	215	27.3	
2.5 TD	B548	2445	S8U.7	PK1	04/93-06/94	SCL4120	235	21	235	27.3	
2.5 TD	B548	2445	S8U.7	PK1	06/94-02/95	SCL4121	235	21	235	27.3	
Sandero											
1.5 DCi	BS 00/0Y/0J	1461	K9K.7.90	JH3		SCL4341*	215	26	215	26.6	












	CC									
Scenic -04/03										
1.4i	JA0E	1390	E7J.7.64	JB1	10/96-09/97	SCL4125	180	26	181	26.6
1.4i	JA0E	1390	E7J.7.64	JB1	10/97-09/99	SCL4338*	180	26	180	26.6
1.4i 16v.	JA10 JA1H	1390	K4J.7.14	JB3	10/00-04/03	SCL4340*	200	26	200	26.6
1.4i 16v.	JA0D JA0W JA10	1390	K4J.7.50	JB3	09/99-04/03	SCL4340*	200	26	200	26.6
NEW 1.6i	JA0L	1598	K7M.7.20	JB3	10/96-	5104010*	200	26	200	26.6
NEW 1.6i	JA0F	1598	K7M.7.02	JB3	10/97-	5104010*	200	26	200	26.6
1.6i 16v.	JA04 JA0B JA11	1598	K4M.7.00	JB3	09/99-04/03	SCL4339*	215	26	200	26.6
1.6i 16v.	JA04	1598	K4M.7.04	JB3	09/99-12/01	SCL4339*	215	26	200	26.6
1.6i 16v.	JA00	1598	K4M.7.06	JB3	09/99-04/03	SCL4339*	215	26	200	26.6
1.6i 16v.	JA0B JA11 JA1J	1598	K4M.7.08	JB3	09/99-04/03	SCL4339*	215	26	200	26.6
1.6i 16v.	JA0B JA1J	1598	K4M.7.12	JB3	09/99-04/03	SCL4339*	215	26	200	26.6
1.8i 16v.	JA12 JA1A JA1R	1783	F4P.7.20	JC5	09/99-04/03	SCL4130	215	26	215	26.6
1.8i 16v.	JA12 JA1A JA1M	1783	F4P.7.22	JC5	09/99-04/03	SCL4130	215	26	215	26.6
1.9 D	JA0J	1870	F8Q.7.88/90	JB3	10/96-11/97	SCL4127	200	26	200	26.6
1.9 D	JA0J	1870	F8Q.7.88/90	JB3	12/97-09/99	SCL4124	200	26	200	26.6
1.9 D Société	FA0J	1870	F8Q.7.90	JB3	02/98-09/99	SCL4124	200	26	200	26.6
1.9 dT	JA0K JA0Y	1870	F8Q.7.84	JC5	10/96-01/98	SCL4128	200	26	200	26.6
1.9 dT	JA0K JA0Y	1870	F8Q.7.86	JC5	10/96-01/98	SCL4128	200	26	200	26.6
1.9 dTi	JA0N	1870	F9Q.7.34	JC5	04/97-09/99	SCL4129*	215	26	215	26.6
1.9 dTi	JA0N	1870	F9Q.7.34	JC5	09/99-04/03	SCL4129*	215	26	215	26.6
1.9 dTi	JA0N	1870	F9Q.7.36	JC5	04/97-09/99	SCL4129*	215	26	215	26.6
1.9 dTi	JA0N	1870	F9Q.7.36	JC5	09/99-04/03	SCL4129*	215	26	215	26.6
1.9 dTi	JA1U	1870	F9Q.7.44	JB3	11/00-04/03	SCL4129*	215	26	215	26.6
1.9 dT Société	FA0Y	1870	F8Q.7.84	JC5	10/96-07/98	SCL4128	200	26	200	26.6
1.9 dT Société	FA0Y	1870	F8Q.7.86	JC5	10/96-07/98	SCL4128	200	26	200	26.6
1.9 dTi Société	FA0N	1870	F9Q.7.34	JC5	03/98-09/99	SCL4129*	215	26	215	26.6
1.9 dTi Société	FA0N	1870	F9Q.7.36	JC5	03/98-09/99	SCL4129*	215	26	215	26.6
1.9 dCi	JA05	1870	F9Q.7.96	JC7	09/99-04/03	SCL4129*	215	26	215	26.6
1.9 dCi	JA05 JA1F	1870	F9Q.7.32	JC5	09/99-04/03	SCL4129*	215	26	215	26.6
1.9 dCi	JA01	1870	F9Q.7.38	JB3	03/01-09/01	SCL4129*	215	26	215	26.6
1.9 dCi RX4	JA05 JA1F	1870	F9Q.7.40	JC7	01/00-04/03	 SCL5905*	215	26	215	
2.0i	JA0G	1998	F3R.7.50	JC5	10/96-09/99	SCL4130	215	26	215	26.6
2.0i	JA0G	1998	F3R.7.96	JC5	10/96-09/99	SCL4130	215	26	215	26.6
2.0i	JA0G	1998	F3R.7.98	JC5	10/96-09/99	SCL4130	215	26	215	26.6
2.0i 16v. RX4	JA0C JA13 JA1S	1998	F4R.7.44	JC7	09/99-04/03	 SCL5907*	215	26	215	
2.0i 16v. RX4	JA0C JA13 JA1D JA1S	1998	F4R.7.46	JC5	09/99-04/03	SCL4130	215	26	215	26.6
2.0i 16v. RX4	JA1B JA1D JA1L	1998	F4R.7.40	JC5	08/00-04/03	SCL4130	215	26	215	26.6
Spider										
2.0i 16v.	EF0H05	1998	F7R.10/12/20	JC5	01/96-10/99	SCL4130	215	26	215	26.6
Thalia										
1.4i	LB0B	1390	K7J.7.00	JB1	01/01-	SCL4338*	180	26	180	26.6
1.4i 16v.	LB0P	1390	K4J.7.12	JB1	01/01-	SCL4340*	200	26	200	26.6
1.5 dCi 65hp 48kw	LC07	1461	K9K.7.00	JB3	01/01-	SCL4341*	215	26	215	26.6
NEW 1.6i	LB00	1598	K7M.7.46	JB3	01/01-	5104010*	200	26	200	26.6
1.6i 16v.	LB1V	1598	K4M.7.34	JB3	01/01-	SCL4340*	200	26	200	26.6

* Référence livrée avec centreur *Reference delivered with clutch alignment tool*



Référence en Kit 2 pièces

2 parts kit reference

	CC				 Kit 3P				
Twingo									
1.2 sauf Easy	1239	C3G.7.00 /02	JB1	03/93-01/97	SCL4111*	170	26	160	26.4
1.2 Easy	1239	C3G.7.00 /02	JB1	08/94-12/96	SCL4132*	180	26	181	26.4
1.2 Société sauf Easy	1239	C3G.7.00 /02	JB1	03/93-01/97	SCL4111*	170	26	160	26.4
1.2 Société Easy	1239	C3G.7.00 /02	JB1	08/94-12/96	SCL4132*	180	26	181	26.4
1.2i 55hp 40kw C067	1149	D7F.7.00(PR)	JB1	07/96-08/98	SCL4132*	180	26	181	26.4
1.2i / GPL 60hp 44kw C066 sauf Easy	1149	D7F.7.00 /06	JB1	07/96-08/04	SCL4132*	180	26	181	26.4
1.2i / GPL 60hp 44kw Société sauf Easy S066	1149	D7F.7.00/02/06	JB1	09/96-08/04	SCL4132*	180	26	181	26.4
1.2i Easy C066	1149	D7F.7.00	JB1	02/97-08/98	SCL4125	180	26	181	26.6
1.2i Easy C066	1149	D7F.7.00	JB1	09/98-08/04	SCL4132*	180	26	181	26.4
1.2i Easy Société S066	1149	D7F.7.00	JB1	02/97-08/98	SCL4125	180	26	181	26.6
1.2i Easy Société C066	1149	D7F.7.00	JB1	09/98-08/04	SCL4132*	180	26	181	26.4
1.2i 16v. 1.2i 16v. Société sauf Quickshift	1149	D4F.7.02/04	JB1	10/00-08/04	SCL4132*	180	26	181	26.4
1.2i Quickshift 16v. /16v. Société	1149	D4F.7.00/2/04	JB1	10/00-08/04	SCL4338*	180	26	180	26.6
Express									
1.0	956	C1C.7.06	JB0	09/85-08/91	SCL4106	180	26	181	26.4
1.1	1108	C1E.7.50 /52	JB0 JB1	09/85-08/91	SCL4106	180	26	181	26.4
1.1	1108	C1E.7.56	JB0 JB1	06/87-08/91	SCL4106	180	26	181	26.4
1.1	1108	C1E.7.62 /64	JB0 JB1	09/91-08/97	SCL4106	180	26	181	26.4
1.2	1237	C1G.7.26	JB0 JB1	09/91-08/94	SCL4106	180	26	181	26.4
1.2i	1237	C3G.7.10	JB0 JB1	07/93-08/97	SCL4106	180	26	181	26.4
1.4	1397	C1J.7.68	JB1	09/85-08/91	SCL4106	180	26	181	26.4
1.4	1397	C2J.7.84	JB1	06/87-08/91	SCL4106	180	26	181	26.4
1.4 1.4i 1.4i Tolée	1397	C3J.7.00/02	JB1	09/85-08/91	SCL4106	180	26	181	26.4
1.4i	1397	C3J.7.62	JB1	09/91-08/94	SCL4106	180	26	181	26.4
1.4	1390	E6J.7.34	JB1	09/91-08/94	SCL4106	180	26	181	26.4
1.4	1390	E6J.7.38	JB1	09/91-08/97	SCL4106	180	26	181	26.4
1.4i	1390	E7J.7.20/24	JB1	09/91-08/97	SCL4106	180	26	181	26.4
1.4i	1390	E7J.7.28	JB1	09/91-08/97	SCL4106	180	26	181	26.4
1.4i	1390	E7J.7.70	JB1	09/94-08/97	SCL4106	180	26	181	26.4
1.6 D Volant moteur plat	1595	F8M.7.20/30	JB0 JB1	09/85-08/91	SCL4104*	180	26	181	26.4
1.6 D Volant moteur creux	1595	F8M.7.36	JB0 JB1	09/91-08/94	SCL4109	200	26	200	26.4
1.9 D	1870	F8Q.6.40	JB0/1/2/3	09/94-08/97	SCL4109	200	26	200	26.4
1.9 D	1870	F8Q.7.22/24	JB3	09/91-08/97	SCL4109	200	26	200	26.4
1.9 D	1870	F8Q.7.74 /76	JB3	09/91-08/97	SCL4109	200	26	200	26.4
Extra									
1.0	956	C1C.7.06	JB0	09/85-08/91	SCL4106	180	26	181	26.4
1.1	1108	C1E.7.50	JB0 JB1	09/85-08/91	SCL4106	180	26	181	26.4
1.2	1237	C1G.7.26	JB0 JB1	09/91-08/94	SCL4106	180	26	181	26.4
1.2i	1237	C3G.7.10	JB0 JB1	09/94-08/97	SCL4106	180	26	181	26.4
1.4	1397	C1J.7.68	JB1	09/85-08/91	SCL4106	180	26	181	26.4
1.4	1390	E6J E7J	JB1	09/91-08/97	SCL4106	180	26	181	26.4
1.6 D	1595	F8M.7.20/30	JB1	09/85-08/91	SCL4104*	180	26	181	26.4
1.6 D	1595	F8M.7.36	JB0 JB1	09/91-08/94	SCL4109	200	26	200	26.4
1.9 D	1870	F8Q.6.40	JB0 JB1	09/91-08/97	SCL4109	200	26	200	26.4
1.9 D	1870	F8Q.7.22/76	JB1 JB3	09/91-08/97	SCL4109	200	26	200	26.4



			CC					Kit 3P				
Master												
	2.0 Camionnette	FB30	1995	J5R.7.18	UN5	08/80-02/89		SCL4105	215	21	215	30
	2.0 Camionnette	FB30	1995	829731		08/80-10/86		SCL4105	215	21	215	30
	2.0 Autobus Autocar	FB30	1995	J5R.7.18	UN5	08/80-02/89		SCL4105	215	21	215	30
	2.0 Autobus Autocar	FB30	1995	829731		08/80-09/86		SCL4105	215	21	215	30
	2.0	RC/H/J/L 92	1995	J5R.7.18	UN5	03/89-		5104018	235	21	235	30
	2.0	RF/H/J 12	1995	J5R.7.18	UN5	03/89-		5104018	235	21	235	30
	2.0	RH/J 52	1995	J5R.7.18	UN5	03/89-		5104018	235	21	235	30
	2.0	RJ22	1995	J5R.7.18	UN5	03/99-		5104018	235	21	235	30
	2.1 D Camionnette	FB30	2068	J8S.3.30	UN5	08/80-02/89		SCL4105	215	21	215	30
	2.1 D Autobus Autocar	FB30	2068	J8S.3.30	UN5	08/80-02/89		SCL4105	215	21	215	30
	2.1 D T30D Camionnette	RF13	2068	J8S.3.30	UN5	03/89-12/92		SCL4105	215	21	215	30
	2.1 D T30D Camionnette		2068	J8S.3.30	UN5	12/92-09/94		SCL4115	235	21	228	30
	2.1 D T30D Autobus Autocar	RF13	2068	J8S.3.30	UN5	03/89-12/92		SCL4105	215	21	215	30
	2.2	R8DE RC9E RF1E		J7T.7.88	UN5	10/94-		5104018	235	21	235	30
	2.2	RH1E/2E/5E/9E		J7T.7.88	UN5	10/94-		5104018	235	21	235	30
	2.2	RJ1E/2E/5E/9E		J7T.7.88	UN5	10/94-		5104018	235	21	235	30
	2.2	RL9E		J7T.7.88	UN5	10/94-		5104018	235	21	235	30
	2.4 D Traction Camionnette	FB30	2445	S8U.7.31	UN5	08/80-02/89		SCL4105	215	21	215	30
	2.4 D Traction Châssis cabine	FB30	2445	S8U.7.31	UN5	08/80-02/89		SCL4105	215	21	215	30
	2.4 D Traction Autobus Autocar	FB30	2445	S8U.7.31	UN5	08/80-02/89		SCL4105	215	21	215	30
	2.5 D T35D Camionnette		2445	S8U.7.31	UN5	03/89-09/92		SCL4115	235	21	228	30
	2.5 D T35D Camionnette		2445	S8U.7.42	UN5	03/89-09/94		SCL4115	235	21	228	30
	2.5 D T35D Châssis cabine		2445	S8U.7.31	UN5	03/89-09/92		SCL4115	235	21	228	30
	2.5 D T35D Autobus Autocar		2445	S8U.7.31	UN5	03/89-09/92		SCL4115	235	21	228	30
	2.5 D T35D Autobus Autocar		2445	S8U.7.42	UN5	03/89-09/94		SCL4115	235	21	228	30
	2.5 D T30D T35D Camionnette		2445	S8U.7.48	UN5	10/94-09/97		SCL4115	235	21	228	30
	2.5 TD T35D Camionnette		2499	S9U.7.00	UN5	03/89-09/94		SCL4115	235	21	228	30
	2.5 TD T35TD Camionnette		2499	S9U.7.14 /40	UN5	10/94-10/97		SCL4115	235	21	228	30
	2.5 TD T35TD Autobus Autocar		2499	S9U.7.14 /40	UN5	10/94-10/97		SCL4115	235	21	228	30
Master II ...												
	1.9 DCi	FD0P	1870	F9Q.772	PK5	-27/01/03		5104005	240	21	240	
	1.9 DCi	JD0P/1P	1870	F9Q.772	PK5	-27/01/03		5104005	240	21	240	
	2.2 DCi	ED0G/0N	2188	G9T.7.20 /22	PF1 PK5	11/00-09/03		5104006*	242	21	242	
	2.2 DCi	FD0G/0N/2G/2N/3G/3N	2188	G9T.7.20 /22	PF1 PK5	11/00-09/03		5104006*	242	21	242	
	2.2 DCi	HD0G/0N/1G/1N	2188	G9T.7.20 /22	PF1 PK5	11/00-09/03		5104006*	242	21	242	
	2.2 DCi	JD0G/0N/1G/1N	2188	G9T.7.20 /22	PF1 PK5	11/00-09/03		5104006*	242	21	242	
	2.2 DCi	UD0G/0N/1G/1N/4G/4N	2188	G9T.7.20 /22	PF1 PK5	11/00-09/03		5104006*	242	21	242	
	2.2 DCi Autobus Autocar		2188	G9T.7.50	PK5	05/10/03-		5104002*	242	21	242	
	2.5 DCi Châssis cabine		2463	G9U.7.20	PK5	12/00-05/10/03		5104002*	242	21	242	
	2.5 DCi Camionnette		2463	G9U.7.20	PK5	12/00-05/10/03		5104002*	242	21	242	
	2.5 DCi Autobus Autocar		2463	G9U.7.20	PK5	12/00-05/10/03		5104002*	242	21	242	
	2.5 DCi Châssis cabine		2463	G9U.7.54	PK5	05/10/03-		5104002*	242	21	242	
	2.5 DCi Camionnette		2463	G9U.7.54	PK5	05/10/03-		5104002*	242	21	242	
	2.5 DCi Autobus Autocar		2463	G9U.7.54	PK5	05/10/03-		5104002*	242	21	242	
	2.5 DCi Châssis cabine		2463	G9U.7.20	PK6	05/10/03-		5104002*	242	21	242	
	2.5 DCi Camionnette		2463	G9U.7.20	PK6	05/10/03-		5104002*	242	21	242	
	2.5 DCi Autobus Autocar		2463	G9U.7.20	PK6	05/10/03-		5104002*	242	21	242	
	2.5 DCi Châssis cabine		2463	G9U.7.54	PK6	05/10/03-		5104002*	242	21	242	
	2.5 DCi Camionnette		2463	G9U.7.54	PK6	05/10/03-		5104002*	242	21	242	
	2.5 DCi Autobus Autocar		2463	G9U.7.54	PK6	05/10/03-		5104002*	242	21	242	













* Référence livrée avec centreur

Reference delivered with clutch alignment tool
















Référence en Kit 2 pièces

2 parts kit reference

	CC				 Kit 3P				
... Master II									
2.8 DTi Châssis cabine	2800	S9W.7.00 /02	PF1	01/98-19/01/99	5104001	242	21	242	27.1
2.8 DTi Camionnette	2800	S9W.7.00 /02	PF1	01/98-19/01/99	5104001	242	21	242	27.1
2.8 DTi Autobus Autocar	2800	S9W.7.00 /02	PF1	01/98-19/01/99	5104001	242	21	242	27.1
2.8 DTi Châssis cabine	2800	S9W.7.00 /02	PF1	01/99-09/03	 SCL4337	242	21	242	
2.8 DTi Camionnette	2800	S9W.7.00 /02	PF1	01/99-09/03	 SCL4337	242	21	242	
2.8 DTi Autobus Autocar	2800	S9W.7.00 /02	PF1	02/99-09/03	 SCL4337	242	21	242	
Rapid									
1.0	956	C1C.7.06	JB0	09/85-08/91	SCL4106	180	26	181	26.4
1.1	1108	C1E.7.50 /56	JB0 JB1 JB5	09/85-08/91	SCL4106	180	26	181	26.4
1.4 1.4i	1397	C1J C3J	JB1	09/85-08/91	SCL4106	180	26	181	26.4
1.4i	1397	E7J.7	JB1	09/91-03/98	SCL4106	180	26	181	26.4
1.6 D	1595	F8M.7.20	JB1	09/85-08/91	SCL4104*	180	26	181	26.4
1.9 D	1870	F8Q.7.22	JB3	09/91-03/98	SCL4109	200	26	200	26.4
Traffic ...									
1.4 Camionnette	1397	847.7.00	NL2 NO5	07/80-02/89	SCL4100*	190	20	190	23.8
1.4 Camionnette	1397	C1J.7.00	NE2	03/89-06/91	SCL4100*	190	20	190	23.8
1.4 Châssis cabine	1397	847.7.00	NL2 NO5	07/80-02/89	SCL4100*	190	20	190	23.8
1.4 Châssis cabine	1397	C1J.7.00	NE2	03/89-06/91	SCL4100*	190	20	190	23.8
1.4 Autocar Autobus	1397	847.7.00	NL2 NO5	07/80-02/89	SCL4100*	190	20	190	23.8
1.4 Autocar Autobus	1397	C1J.7.00	NE2	03/89-06/91	SCL4100*	190	20	190	23.8
1.4 GPL	1397	847-G	NL2	07/80-02/89	SCL4100*	190	20	190	23.8
1.7 Camionnette	1721	F1N.7.20 /22	NL5 NO2	07/80-02/89	SCL4102	200	26	200	26.4
1.7 Camionnette	1721	F1N.7.24	NL5 NO2	07/80-02/89	SCL4102	200	26	200	26.4
1.7 Camionnette	1721	F1N.7	NE2 NE3 NO2	03/89-09/94	SCL4102	200	26	200	26.4
1.7 Châssis cabine	1721	F1N.7.20	NL5 NO2	07/80-02/89	SCL4102	200	26	200	26.4
1.7 Châssis cabine	1721	F1N.7	NE2 NE3 NO2	03/89-09/94	SCL4102	200	26	200	26.4
1.7 Autocar Autobus	1721	F1N.7.20 /22	NL5 NO2	07/80-02/89	SCL4102	200	26	200	26.4
1.7 Autocar Autobus	1721	F1N.7	NE2 NE3 NO2	03/89-09/94	SCL4102	200	26	200	26.4
1.9 D Camionnette	1870	F8Q.6.06	NE3	09/97-08/98	SCL4124	200	26	200	26.6
1.9 D Camionnette	1870	F8Q.6.00	NE3	03/98-03/01	SCL4124	200	26	200	26.6
1.9 D Châssis cabine	1870	F8Q.6.06	NE3	09/97-08/98	SCL4124	200	26	200	26.6
1.9 D Châssis cabine	1870	F8Q.6.00	NE3	03/98-03/01	SCL4124	200	26	200	26.6
1.9 D Autocar Autobus	1870	F8Q.6.06	NE3	09/97-08/98	SCL4124	200	26	200	26.6
1.9 D Autocar Autobus	1870	F8Q.6.00	NE3	03/98-03/01	SCL4124	200	26	200	26.6
2.1 D	2068	852.7.52	NL5	07/80-06/87	SCL4099*	200	21	200	30.3
2.1 D	2068	J8S.7.08	NE2	07/91-09/94	SCL4099*	200	21	200	30.3
2.1 D	2068	J8S.7.20	NE3	03/89-09/94	SCL4099*	200	21	200	30.3
2.1 D	2068	J8S.7.38	NE3	03/89-09/94	SCL4099*	200	21	200	30.3
2.1 D	2068	J8S.7.50	NE2 /3 /7	03/89-09/94	SCL4099*	200	21	200	30.3
2.1 D	2068	J8S.7.50	NO5	03/89-09/94	SCL4099*	200	21	200	30.3
2.1 D 4WD	2068	852.7.50	NL7	07/80-02/89	SCL4099*	200	21	200	30.3
2.1 D Camionnette	2068	852.7.50	NL5 NL7	07/80-02/89	SCL4099*	200	21	200	30.3
2.1 D Camionnette	2068	J8S.6.20	NO5	10/94-08/97	SCL4099*	200	21	200	30.3
2.1 D Camionnette	2068	J8S.7.58	NE3	10/94-08/97	SCL4099*	200	21	200	30.3
2.1 D Châssis cabine	2068	852.7.20	NO2 NO5	03/89-05/89	SCL4099*	200	21	200	30.3
2.1 D Châssis cabine	2068	852.7.20	NO2 NO5	06/89-09/94	SCL4099*	200	21	200	30.3
2.1 D Châssis cabine	2068	J8S.6.20	NO5	10/94-08/97	SCL4099*	200	21	200	30.3
2.1 D Châssis cabine	2068	J8S.7.58	NE3	10/94-08/97	SCL4099*	200	21	200	30.3
2.1 D Autocar Autobus	2068	852.7.20	NO2 NO5	06/89-09/94	SCL4099*	200	21	200	30.3
2.1 D Autocar Autobus	2068	852.7.50	NL5 NL7	07/80-02/89	SCL4099*	200	21	200	30.3
2.1 D Autocar Autobus	2068	J8S.6.20	NO5	10/94-08/97	SCL4099*	200	21	200	30.3
2.1 D Autocar Autobus	2068	J8S.7.50	NE2 /3 /7	03/89-09/94	SCL4099*	200	21	200	30.3
2.1 D Autocar Autobus	2068	J8S.7.50	NO5	03/89-09/94	SCL4099*	200	21	200	30.3



	CC				 Kit 3P				
... Trafic									
2.1 D Autocar Autobus	2068	J8S.7.58	NE3	10/94-08/97	SCL4099*	200	21	200	30.3
2.5 D	2445	S8U.7.22	NO5	07/83-02/89	SCL4101	215	21	215	30.3
2.5 D 4WD	2445	S8U.7.50 /52	NE7	03/89-	SCL4108	215	21	215	-
2.5 D 4WD	2445	S8U.7.80	NE7	10/94-	SCL4108	215	21	215	-
2.5 D 4WD	2445	S8U.7.82	NE7	09/97-08/98	SCL4108	215	21	215	-
2.5 D 4WD	2445	S8U.7.70	NE7	03/98-03/01	SCL4108	215	21	215	-
2.5 D Camionnette	2445	S8U.7.50 /52	NE3 NE7	03/89-09/94	SCL4108	215	21	215	-
2.5 D Camionnette	2445	S8U.7.50 S8U.7.52/58/82	NE3	03/89-	SCL4108	215	21	215	-
2.5 D Camionnette	2445	S8U.7.58	NE3 NE7	10/94-08/97	SCL4108	215	21	215	-
2.5 D Camionnette	2445	S8U.7.80	NE3	10/94-	SCL4108	215	21	215	-
2.5 D Camionnette	2445	S8U.7.82	NE3 NE7	09/97-08/98	SCL4108	215	21	215	-
2.5 D Camionnette	2445	S8U.7.70	NE3 NE7	03/98-03/01	SCL4108	215	21	215	-
2.5 D Châssis cabine	2445	S8U.7.50 /52	NE3 NE7	03/89-09/94	SCL4108	215	21	215	-
2.5 D Châssis cabine	2445	S8U.7.50 S8U.7.52/58/82	NE3	03/89-	SCL4108	215	21	215	-
2.5 D Châssis cabine	2445	S8U.7.58	NE3 NE7	10/94-08/97	SCL4108	215	21	215	-
2.5 D Châssis cabine	2445	S8U.7.80	NE3	10/94-	SCL4108	215	21	215	-
2.5 D Châssis cabine	2445	S8U.7.82	NE3 NE7	09/97-08/98	SCL4108	215	21	215	-
2.5 D Châssis cabine	2445	S8U.7.70	NE3 NE7	03/98-03/01	SCL4108	215	21	215	-
2.5 D Autocar Autobus	2445	S8U.7.22	NO5	07/83-02/89	SCL4101	215	21	215	30.3
2.5 D Autocar Autobus	2445	S8U.7.50 /52	NE3 NE7	03/89-09/94	SCL4108	215	21	215	-
2.5 D Autocar Autobus	2445	S8U.7.50 S8U.7.52/58/82	NE3	03/89-	SCL4108	215	21	215	-
2.5 D Autocar Autobus	2445	S8U.7.58	NE3 NE7	10/94-08/97	SCL4108	215	21	215	-
2.5 D Autocar Autobus	2445	S8U.7.80	NE3	10/94-	SCL4108	215	21	215	-
2.5 D Autocar Autobus	2445	S8U.7.82	NE3 NE7	09/97-08/98	SCL4108	215	21	215	-
2.5 D Autocar Autobus	2445	S8U.7.70	NE3 NE7	03/98-03/01	SCL4108	215	21	215	-
2.5 D 4WD Autocar Autobus	2445	S8U.7.82	NE7	09/97-08/98	SCL4108	215	21	215	-
2.5 D 4WD Autocar Autobus	2445	S8U.7.70	NE7	03/98-03/01	SCL4108	215	21	215	-
Trafic II									
NEW 1.9 DCi 82hp 60kw Camionnette	1870	F9Q.762	PK5	05/01-27/01/03	 5104005	240	21	240	
NEW 1.9 DCi 82hp 60kw Autobus Autocar	1870	F9Q.762	PK5	05/01-27/01/03	 5104005	240	21	240	
NEW 1.9 DCi 100hp 73kw Camionnette	1870	F9Q.760	PK5	05/01-27/01/03	 5104005	240	21	240	
NEW 1.9 DCi 100hp 73kw Autobus Autocar	1870	F9Q.760	PK5	05/01-27/01/03	 5104005	240	21	240	










* Référence livrée avec centreur

Reference delivered with clutch alignment tool












Référence en Kit 2 pièces

2 parts kit reference

	CC				 Kit 3P				
ROVER									
100									
114 1.4	1396	14K2A	5C35	09/90-12/92	SCL6418	190	18	190	24.7
114 1.4i Berline	1129	14K2D	5C35	12/90-12/98	SCL6418	190	18	190	24.7
114 1.4i Cabriolet	1129	14K2D	5C35	04/94-12/98	SCL6418	190	18	190	24.7
114 1.4i GTi 16v.	1396	14K4D	5C37	12/90-12/98	SCL6418	190	18	190	24.7
114 1.4i GTi 16v.	1396	14K4C	5C37	09/90-12/92	SCL6418	190	18	190	24.7
114 1.4i GTi 16v.	1396	14K4F4	5C37	06/91-12/98	SCL6418	190	18	190	24.7
114 1.4i GTi 16v. Cabriolet	1396	14K4F4	5C37	06/91-12/98	SCL6418	190	18	190	24.7
114 1.4 D	1360	10FT0 F0	5C37	05/92-12/94	SCL0192*	180	18	181	24.7
115 1.5 D	1527	VJZ	5C35	01/95-12/97	SCL0222*	180	18	181	24.6
200									
214 1.4	1396	14K2A	M5 5C	10/89-09/92	SCL6418	190	18	190	24.7
214 1.4i	1396	14K2D	5C	09/90-03/96	SCL6418	190	18	190	24.7
214 1.4 16v. Si GSi 90hp 66kw	1396	14K4D	M5 5C	10/89-09/92	SCL6418	190	18	190	24.7
214 1.4 16v. Si GSi 90hp 66kw	1396	14K4C	M5 5C	10/89-09/92	SCL6418	190	18	190	24.7
214 1.4 16v. Si GSi 95hp 70kw	1396	14K4D	M5 5C	10/89-09/92	SCL6418	190	18	190	24.7
214 1.4 16v. Si GSi 95hp 70kw	1396	14K4C	M5 5C	10/89-09/92	SCL6418	190	18	190	24.7
214 1.4 16v. Cabriolet	1396	14K4C	5C	04/92-09/92	SCL6418	190	18	190	24.7
214 1.4 16v. Cabriolet	1396	14K4D	M5	03/92-09/92	SCL6418	190	18	190	24.7
214 1.4 16v. Berline XW	1396	14K4F4	5C	10/92-03/96	SCL6418	190	18	190	24.7
214 1.4 16v. Cabriolet XWMBH	1396	14K4F4	5C	10/92-03/96	SCL6418	190	18	190	24.7
400									
414 1.4i 16v.	1396	14K4D	5C	04/90-09/92	SCL6418	190	18	190	24.7
414 1.4i 16v.	1396	14K4C	5C	03/90-09/92	SCL6418	190	18	190	24.7
414 1.4i 16v. XW	1396	14K4F4	5C	10/92-04/95	SCL6418	190	18	190	24.7
Maestro									
1.3 69hp 51kw	1275	12H	4 vit.	03/83-10/87	SCL6423*	190	24	190	-
Metro									
114 1.4	1396	14K2	5C35	09/90-12/94	SCL6418	190	18	190	24.7
114 1.4i 16v.	1396	14K4	5C37	09/90-12/94	SCL6418	190	18	190	24.7
114 1.4 D	1360	10FT0 T0	5C35	05/92-01/95	SCL0192*	180	18	181	24.7
1.4D	1360	10FT0 T0	5C35	05/92-01/95	SCL0192*	180	18	181	24.7
Montego									
1.3	1275	12HA37	M4	05/84-11/87	SCL6423*	190	24	190	-















	CC				 Kit 3P				
SEAT									
127									
0.9	903	SEAT3	4M	03/71-03/82	SCL6420	170	17	170	23.5
0.9	903	SEAT3	4M	03/71-12/80	SCL6395	170	20	170	23.5
Altea									
NEW 2.0 TDi pour volant bi masse	1968	AZV BMN/KD GNE/RF HDU		04/04-	5106005	240	23	240	
Arosa									
1.4i	1390	AEX/KV/PQ	DKF/XF/XP	02/97-01/99	SCL6447	200	24	200	23.5
1.4i	1390	AKK/NW/UD	DXP	01/99-	SCL6447	200	24	200	23.5
Cordoba									
NEW 1.4 TDi 70hp 51kw	1422	BNM	HCS	10/05-	5106007	220	28	220	26.6
1.6i	1598	ABU	CEG CMC	11/93-08/94	SCL6447	200	24	200	23.5
1.6i	1595	AFT	AUG CJF	09/95-06/96	SCL6434	200	24	200	-
1.6i	1595	AFT	DGF/GG/GT	07/96-05/99	SCL6434	200	24	200	-
1.6i Vario	1595	AFT	DGT	04/97-05/98	SCL6434	200	24	200	-
1.8i -ch ZR002745	1781	ABS/CC/DZ	CHB	09/93-	SCL6426	210	24	210	-
1.8i Ch- ZR002746	1781	ABS/CC/DZ	CHB	-06/96	SCL6428	210	24	210	-
1.8i	1781	ACC ADZ	DFN	07/96-05/99	SCL6428	210	24	210	-
1.8i Vario	1781	ACC	DFN	10/98-05/99	SCL6428	210	24	210	-
1.9 D 64hp 47kw -ch ZR002744	1896	1Y	CHC	09/93-	SCL6851	200	24	200	-
1.9 D 68hp 50kw -ch ZR002744	1896	1Y	CHC	09/93-	SCL6851	200	24	200	-
1.9 D 64hp 47kw Ch- ZR0027451	1896	1Y	CHC	-06/96	SCL6434	200	24	200	-
1.9 D 68hp 50kw Ch- ZR002745	1896	1Y	CHC	-06/96	SCL6434	200	24	200	-
1.9 D	1896	1Y	DFW	07/96-05/99	SCL6434	200	24	200	-
1.9 SDi Berline	1896	AEY	CHC DFW	09/95-05/99	SCL6434	200	24	200	-
1.9 SDi Break	1896	AEY	CHC DFW	09/95-05/99	SCL6434	200	24	200	-
1.9 TD -ch ZR002744	1896	AAZ	CHD	09/93-	SCL6426	210	24	210	-
1.9 TD Ch- ZR002745	1896	AAZ	CHD	-06/96	SCL6429	210	24	210	-
1.9 TD	1896	AAZ	DFP	07/96-08/97	SCL6429	210	24	210	-
2.0i -ch ZR002744	1984	2E AGG	CHE	09/93-	SCL6427	210	28	210	-
2.0i 16v.	1984	ABF	CDA	07/96-04/99	SCL6458	228	28	228	31.2
Fura									
0.9	903	100GL	4M	82-12/86	SCL6395	170	20	170	23.5
0.9	903	100GL	5M	82-12/86	SCL6420	170	17	170	23.5
Ibiza I 84-93									
0.9	903	100GL.000	4M	08/84-01/91	SCL6395	170	20	170	23.5
0.9	903	146A.000	4M	08/86-02/93	SCL6395	170	20	170	23.5
0.9	903	146A.000	5M	08/86-02/93	SCL6420	170	17	170	23.5
1.2	1193	021A.1000		08/84-02/93	SCL6419	190	17	190	28.2
1.2i	1193	021C.1000		02/91-02/93	SCL6419	190	17	190	28.2
1.5	1461	021A.2000		08/84-01/91	SCL6419	190	17	190	28.2
1.5 1.5i	1461	021C.2000		02/91-02/93	SCL6419	190	17	190	28.2
1.5i	1461	021B.2000		02/87-01/91	SCL6419	190	17	190	28.2
1.7 D 54hp 40kw	1714	022A.5000		08/84-02/93	SCL6446	200	17	200	28.5
1.7 D 57hp 42kw	1714	022A.5000		08/84-02/93	SCL6446	200	17	200	28.5











* Référence livrée avec centreur *Reference delivered with clutch alignment tool*

Référence en Kit 2 pièces

2 parts kit reference

	CC				 Kit 3P				
Ibiza II III 93-99									
1.0i 6K34AAU2	1043	AAU	085	02/93-06/96	SCL6425*	190	24	190	23.5
1.05 1.05i	1043	AAU	CEE CEH CMC/RX/WP	02/93-06/96	SCL6425*	190	24	190	23.5
1.3i	1272	2G AAV	CEE CEF CEH	03/93-07/94	SCL6425*	190	24	190	23.5
1.4i	1391	ABD AEX	CEG CJC CKM/WL/WU	09/93-06/96	SCL6425*	190	24	190	23.5
1.6i	1598	ABU	CEG CMC	02/93-07/94	SCL6447	200	24	200	23.5
1.6i	1598	AFT	AUG CJF DGG DGT	12/95-06/99	SCL6434	200	24	200	-
1.8i -ch ZR002744	1781	ABS	APW CHB	02/93-06/96	SCL6426	210	24	210	-
1.9 D 64hp 47kw -ch ZR002744	1896	1Y	CHC	02/93-06/96	SCL6851	200	24	200	-
1.9 D 68hp 50kw -ch ZR002744	1896	1Y	CHC	02/93-06/96	SCL6851	200	24	200	-
1.9 TD -ch ZR002744	1896	AAZ	CHC CHD	02/93-06/96	SCL6426	210	24	210	-
2.0i -ch ZR002744	1984	2E	AMC	02/93-06/96	SCL6427	210	28	210	-
1.8i Ch- ZR002745	1781	ABS ACC ADZ APW	CHB/HD DFN	-06/99	SCL6428	210	24	210	-
1.9 D 64hp 47kw Ch- ZR002745	1896	1Y	CHC DFW	-01/99	SCL6434	200	24	200	-
1.9 D 68hp 50kw Ch- ZR002745	1896	1Y	CHC DFW	-01/99	SCL6434	200	24	200	-
1.9 SDi	1896	AEY	CHC DFW	07/96-06/99	SCL6434	200	24	200	-
1.9 TD Ch- ZR002745	1896	AAZ	CHC/HD DFP	-06/99	SCL6429	210	24	210	-
2.0i 16v.	1984	ABF	CDA	07/96-06/99	SCL6458	228	28	228	31.2
Ibiza V 01-									
 1.4 TDi		BNM	HCS JHG	05/05-	5106007	220	28	220	26.6
Leon									
 2.0 TDI pour volant bi masse	1968	BKD BMN	HDU HDV	09/05-	 5106005	240	23	240	
Malaga									
1.2	1193	021A.1000		05/85-12/93	SCL6419	190	17	190	28.2
1.2i	1193	021C.1000		12/89-12/93	SCL6419	190	17	190	28.2
1.5	1461	021A.2000		05/85-12/93	SCL6419	190	17	190	28.2
1.5i	1461	021		10/87-12/93	SCL6419	190	17	190	28.2
1.5i Cat.	1461	021A.2000		01/88-12/93	SCL6419	190	17	190	28.2
1.7 D 54hp 40kw	1714	022A.5000		05/85-12/93	SCL6446	200	17	200	28.5
1.7 D 57hp 42kw	1714	022A.5000		05/85-12/93	SCL6446	200	17	200	28.5
Marbella									
0.8 Berline	843	08NCA	4M	11/86-91	SCL6395	170	20	170	23.5
0.8 Camionnette	843	08NCA	4M	11/86-91	SCL6395	170	20	170	23.5
0.9 Berline	903	09NCA	4M	11/86-08/96	SCL6395	170	20	170	23.5
0.9 Camionnette	903	09NCA	4M	11/86-08/96	SCL6395	170	20	170	23.5
0.9 Berline	903	09NCA	5M	11/86-08/96	SCL6420	170	17	170	23.5
0.9 Camionnette	903	09NCA	5M	11/86-08/96	SCL6420	170	17	170	23.5
0.9 Cat. Berline	903	09NCB	4M	03/93-09/96	SCL6395	170	20	170	23.5
0.9 Cat. Berline	903	09NCB	5M	03/93-09/96	SCL6420	170	17	170	23.5
0.9 Cat. Camionnette	903	09NCB	5M	11/86-08/96	SCL6420	170	17	170	23.5
0.9 Special	899	1170A	5M	10/96-	SCL6420	170	17	170	23.5



	CC				 Kit 3P				
Ronda									
1.2 60hp 44kw	1193	021A.1000		10/84-12/86	SCL6419	190	17	190	28.2
1.2 64hp 47kw	1193	021A		10/84-12/86	SCL6419	190	17	190	28.2
1.2 64hp 47kw	1193	124B.6000		10/84-12/86	SCL6419	190	17	190	28.2
1.5	1461	021A.2000		10/84-12/86	SCL6419	190	17	190	28.2
1.7 D 54hp 40kw	1714	022A.5000		10/84-12/86	SCL6446	200	17	200	28.5
1.7 D 57hp 42kw	1714	022A.5000		10/84-12/86	SCL6446	200	17	200	28.5
Toledo									
1.6i -ch ZD241120	1595	IF ABN EZ	APW	02/91-03/93	SCL6423*	190	24	190	-
1.6i	1598	AKS AFT	DGT	09/96-10/98	SCL6434	200	24	200	-
1.8i -ch ZD241120	1781	RP	APW ATH	02/91-03/93	SCL6426	210	24	210	-
1.8i Ch- ZD241121	1781	RP	APW ATH	03/93-10/98	SCL6428	210	24	210	-
1.8i	1781	ABS ADZ	APW ATH	11/93-09/98	SCL6428	210	24	210	-
1.8i 16v.	1781	KR	2Y	02/91-11/92	SCL6427	210	28	210	-
1.8i 16v. -ch ZD241120	1781	PL	2Y	02/91-02/93	SCL6427	210	28	210	-
1.9 D -ch ZD010447	1896	1Y	4T ATH	02/91-06/91	SCL6426	210	24	210	-
1.9 D Ch- ZD010448 -ch ZD241120	1896	1Y	4T	06/91-02/93	SCL6851	200	24	200	-
1.9 D 68hp 50kw Ch- ZD241121	1896	1Y	4T DFU	-10/98	SCL6434	200	24	200	-
1.9 D 64hp 47kw Ch- ZD241121	1896	1Y	4T DFU	-10/98	SCL6434	200	24	200	-
1.9 D Taxi -ch ZD241120	1896	1Y	4T ATH	08/92-03/93	SCL6426	210	24	210	-
1.9 D Taxi Ch- ZD241121	1896	1Y	ATH	03/93-08/93	SCL6429	210	24	210	-
1.9 TD -ch ZD241120	1896	AAZ	ATH	02/91-03/93	SCL6426	210	24	210	-
1.9 TD Ch- ZD241121	1896	AAZ	ATH	03/93-04/97	SCL6429	210	24	210	-
2.0i -ch ZD 241121	1984	2E	AMC	02/91-02/93	SCL6427	210	28	210	-
2.0i 16v.	1984	ABF	CDA	03/94-10/98	SCL6458	228	28	228	31.2
NEW 2.0 TDi pour volant bi masse	1968	BKD BMN	GNE	09/04-	 5106005	240	23	240	
Inca									
1.4i	1390	AEX	CWW DCE	11/95-	SCL6447	200	24	200	23.5
1.4i -M 123638	1390	AKV	DCE	09/97-	SCL6447	200	24	200	23.5
1.4i -M 209116	1390	APQ	CWW DCE	12/97-	SCL6447	200	24	200	23.5
1.4i	1390	AUD	DXB	09/00-	SCL6425*	190	24	190	23.5
1.7 SDi	1714	AHB	DDR	07/96-09/00	SCL6434	200	24	200	-
1.9 D	1896	1Y	CYZ DGH	11/95-06/03	SCL6434	200	24	200	-
1.9 SDi	1896	AEY	CYZ DGH	11/95-09/00	SCL6434	200	24	200	-
1.9 SDi	1896	AYQ	EAZ	09/00-06/03	SCL6434	200	24	200	-
Terra									
0.9	903	09NCA	4M	02/87-07/91	SCL6395	170	20	170	23.5
0.9 Camionnette	903	09NCA	4M	02/87-07/91	SCL6395	170	20	170	23.5
0.9	903	09NCA	5M	02/87-07/88	SCL6420	170	17	170	23.5
0.9 Camionnette	903	09NCA	5M	02/87-07/88	SCL6420	170	17	170	23.5
Trans 900									
0.9	903		4 vit.		SCL6395	170	20	170	23.5
0.9	903		5 vit.		SCL6420	170	17	170	23.5














* Référence livrée avec centreur

Reference delivered with clutch alignment tool












Référence en Kit 2 pièces

2 parts kit reference

		CC				 Kit 3P					
SKODA											
Octavia											
<small>NEW</small>	1.9 TDi 4WD Break pour volant bi masse	1896	BKC/LS/XE	GNE	11/04-	 5106005	240	23	240		
<small>NEW</small>	2.0 TDi pour volant bi masse	1968	AZV BKD/MN	GRF HDV	02/04-	 5106005	240	23	240		
<small>NEW</small>	2.0 TDi Break pour volant bi masse	1968	AZV BKD/MN	GRF HDV	02/04-	 5106005	240	23	240		
Superb											
<small>NEW</small>	2.0 TDi pour volant bi masse	1968	AZV BMP		07/08-	 5106005	240	23	240		
<small>NEW</small>	2.0 TDi 4WD pour volant bi masse	1968	CBBB		09/08-	 5106005	240	23	240		
TALBOT											
1510											
	1.6	1592	J2	X4 X5	07/79-82	SCL0190*	200	18	200	24.5	
Horizon											
	1.6 1.6 Séries 2	1592	J1 J2	BE1/5 X4 X5	07/82-06/86	SCL0190*	200	18	200	24.5	
	1.7 D	1769	XUD7	BE1/4	07/83-06/85	SCL0188*	200	18	200	24.5	
	1.9 D	1905	XUD9	BE1/4	07/82-06/86	SCL0188*	200	18	200	24.5	
	1.9 D	1905	XUD9	BE1/5	07/82-06/86	SCL0188*	200	18	200	24.5	
Samba											
	1.0	954	XV5 XV8	X4 X5	01/81-05/86	SCL0211*	180	20	181	24.3	
	1.1	1124	XW7	X4 X5	01/81-04/86	SCL0211*	180	20	181	24.3	
	1.2 Rallye	1219	XZ7R	X5	83-85	SCL0211*	180	20	181	24.3	
	1.4	1360	XY6 XY8	X5	01/81-07/85	SCL0211*	180	20	181	24.3	
	1.4 Rallye	1360	XY6	X5	01/83-07/85	SCL0211*	180	20	181	24.3	
	1.4 Cabriolet	1360	XY8	X5	11/81-07/85	SCL0211*	180	20	181	24.3	
Solara											
	1.3 Séries 2 (UK)	1294	G1	X4 X5	10/82-09/84	SCL0190*	200	18	200	24.5	
	1.6	1592	J2	X4 X5	04/80-06/81	SCL0190*	200	18	200	24.5	
	1.6	1592	J1 J2	BE1/5 X5	07/81-85	SCL0190*	200	18	200	24.5	
	1.6 (UK)	1592	J1A	BE1/5	03/81-11/82	SCL0190*	200	18	200	24.5	
	1.6 Séries 2 (UK)	1592	J1 J2	BE1/5 X5	12/82-09/85	SCL0190*	200	18	200	24.5	
Tagora											
	2.3 TD	2288	XD2S	5M	07/81-12/84	SCL0213	235	10	230	34.1	
TOYOTA											
Corolla											
	1.9 D 3/5 ptes	WZE110	1868	1WZ	5F	01/00-10/01	SCL0548*	215	18	215	24.5
	1.9 D 4 ptes	WZE110	1868	1WZ	5F	01/00-10/01	SCL0548*	215	18	215	24.5
	1.9 D Break	WZE110	1868	1WZ	5F	01/00-10/01	SCL0548*	215	18	215	24.5
	1.9 D Compact	WZE110	1868	1WZ	5F	01/00-10/01	SCL0548*	215	18	215	24.5



	CC				 Kit 3P				
-----------------------------------------------------------------------------------	----	----------------------------------------------------------------------------------	----------------------------------------------------------------------------------	-----------------------------------------------------------------------------------	-------------------------------------------------------------------------------------------	------------------------------------------------------------------------------------	------------------------------------------------------------------------------------	------------------------------------------------------------------------------------	------------------------------------------------------------------------------------

VOLKSWAGEN

Corrado

1.8i 16v.	1781	KR	AGC/YK CES	04/89-07/92	SCL6458	228	28	228	31.2
1.8 G60	1781	PG	ATA/TB/YL	09/88-12/90	SCL6458	228	28	228	31.2
1.8 G60	1781	PG	CAW/AB/GP	01/91-07/93	SCL6458	228	28	228	31.2
2.0	1984	ADY	CGY	10/94-07/95	SCL6458	228	28	228	31.2

Derby

0.9	895	HA	GG	01/77-09/81	SCL6421*	180	24	181	23.6
1.0 45hp 33kw -ch G023468	1043	HZ		08/83-10/84	SCL6421*	180	24	181	23.6
1.05 -ch G023468	1043	GL	GU	10/81-12/84	SCL6421*	180	24	181	23.6
1.05 Ch- G023469 M- 456001	1043	GL	GU	10/81-12/84	SCL6425*	190	24	190	23.5
1.1	1093	HB HD	GD QS	01/77-09/81	SCL6421*	180	24	181	23.6
1.1	1093	HB	3D GW	10/81-07/83	SCL6421*	180	24	181	23.6
1.3	1272	HH	GG	01/77-09/81	SCL6421*	180	24	181	23.6
1.3	1272	HH	GV	10/81-07/83	SCL6421*	180	24	181	23.6
1.3	1272	HJ	GG	01/77-09/81	SCL6421*	180	24	181	23.6
1.3 -M 54060	1272	HK	GX	08/83-10/83	SCL6421*	180	24	181	23.6
1.3 M- 54061	1272	HK	GX	10/83-10/84	SCL6425*	190	24	190	23.5
1.3 45hp 33kw M- 133001 Ch- G023469	1272	HZ		08/81-10/84	SCL6425*	190	24	190	23.5
1.3	1272	GK	GX	08/83-10/84	SCL6425*	190	24	190	23.5

Eos

NEW 2.0 TDi pour volant bi masse	1968	BMM	JLU	06/06-	 5106005	240	23	240	
-----------------------------------------	------	-----	-----	--------	------------------------------------------------------------------------------------------------------	-----	----	-----	--

Golf I 79-83

1.1	1093	FA GG	GF QS	04/74-12/83	SCL6421*	180	24	181	23.6
Démonter les pièces et contrôler le Ø du disque et du mécanisme avant toute commande									
1.1	1093	FJ	GF	08/76-07/79	SCL6421*	180	24	181	23.6
Démonter les pièces et contrôler le Ø du disque et du mécanisme avant toute commande									
1.1	1093	HC		01/81-07/83	SCL6421*	180	24	181	23.6
Démonter les pièces et contrôler le Ø du disque et du mécanisme avant toute commande									
1.3	1272	GF GS	GT GX	08/79-12/83	SCL6421*	180	24	181	23.6
Démonter les pièces et contrôler le Ø du disque et du mécanisme avant toute commande									
1.3i -ch G003000	1272	HK	GU	08/83-	SCL6421*	180	24	181	23.6
1.3i Ch- G003001	1272	HK	GU	-07/86	SCL6425*	190	24	190	23.5
1.5	1457	EH GH JB	FF GC GF	08/77-12/83	SCL6423*	190	24	190	-
1.5	1471	FH FK	GC	02/74-12/75	SCL6423*	190	24	190	-
1.6	1588	FT FV	GC	08/75-07/79	SCL6423*	190	24	190	-
1.6	1588	EM FN FP	FF GC	08/75-12/83	SCL6423*	190	24	190	-
1.6	1588	EJ	GC	08/79-07/80	SCL6423*	190	24	190	-
1.6 GTi -M 142999	1588	EG	FD GE	06/76-	SCL6423*	190	24	190	-
1.6 D sauf Taxi Ch- B475647	1588	CR JK	FF GC GL	02/81-12/83	SCL6424	200	24	200	-
1.6 D Taxi	1588	CY JK		08/82-07/83	SCL6426	210	24	210	-
1.6 TD sauf Taxi	1588	CY	FF	03/82-07/83	SCL6424	200	24	200	-
1.6 TD Taxi	1588	CY	FF	03/82-12/83	SCL6426	210	24	210	-
1.7i	1716	EN	FF GL GP	08/80-07/83	SCL6423*	190	24	190	-
1.8 GTi	1781	DX	7G	08/82-12/83	SCL6426	210	24	210	-
1.8 GTi	1781	JJ	7G	08/82-12/83	SCL6426	210	24	210	-










* Référence livrée avec centreur *Reference delivered with clutch alignment tool*



Référence en Kit 2 pièces

2 parts kit reference

VOLKSWAGEN










	CC				 Kit 3P				
Golf I Cabriolet									
1.1	1093	FA GG	GF	01/79-07/83	SCL6421*	180	24	181	23.6
Démonter les pièces et contrôler le Ø du disque et du mécanisme avant toute commande									
1.3i -ch G003000	1272	HK	GU	08/83-	SCL6421*	180	24	181	23.6
1.3i Ch- G003001	1272	HK	GU	-07/86	SCL6425*	190	24	190	23.5
1.5	1457	EH GH JB	GC	01/79-08/83	SCL6423*	190	24	190	-
1.6	1595	EM	GC FF	08/79-07/83	SCL6423*	190	24	190	-
1.6	1595	EW	4T	08/83-07/91	SCL6423*	190	24	190	-
1.6	1595	HN	4T	08/83-07/86	SCL6423*	190	24	190	-
1.6i	1598	AEK AFT	CFJ	07/94-05/98	SCL6434	200	24	200	-
1.6i	1598	AFT AKS	DGG	04/97-12/97	SCL6434	200	24	200	-
1.6i GLi -M 142999	1588	EG	FD GE	01/79-	SCL6423*	190	24	190	-
1.7i	1716	EN	FF GL GP	08/80-07/83	SCL6423*	190	24	190	-
1.8 Ch- 15E002555	1781	EX	AEN	09/83-12/92	SCL6426	210	24	210	-
1.8 -ch 15N040000	1781	2H	AUG	08/89-	SCL6426	210	24	210	-
1.8 Ch- 15P000001	1781	2H	AUG	-07/93	SCL6428	210	24	210	-
1.8i	1781	JH	AUG	08/84-07/93	SCL6426	210	24	210	-
1.8i	1781	KT	ACD	08/86-07/88	SCL6423*	190	24	190	-
1.8 GLi	1781	JJ	7G	08/82-07/83	SCL6426	210	24	210	-
1.8 GLi	1781	DX	9A ACD/UG	08/83-08/93	SCL6426	210	24	210	-
1.8i 75hp 55kw	1781	AAM ANN	CHD DFP	09/93-02/98	SCL6428	210	24	210	-
1.8i 90hp 66kw	1781	ABS/DZ/NP	CHB DFN	09/93-02/98	SCL6428	210	24	210	-
Golf II 83-91 ...									
1.05	1043	GN	6F	08/83-07/85	SCL6421*	180	24	181	23.6
1.05 -ch F990000	1043	HZ	ADX AKX	05/85-08/85	SCL6421*	180	24	181	23.6
1.05 Ch- G064941	1043	HZ	ADX AKX	10/86-10/91	SCL6425*	190	24	190	23.5
1.3	1272	HW		08/83-07/85	SCL6421*	180	24	181	23.6
1.3 Ch- H000001	1272	NU	8N	08/86-12/87	SCL6425*	190	24	190	23.5
1.3	1272	HK	4F	08/83-07/85	SCL6421*	180	24	181	23.6
1.3 Ch- H000001	1272	2G MH NZ	8N AKW	03/86-07/92	SCL6425*	190	24	190	23.5
1.3	1272	GT	5F	08/83-07/85	SCL6421*	180	24	181	23.6
1.3 Ch- H000001	1272	GT	8N	03/86-07/86	SCL6425*	190	24	190	23.5
1.3 Cat.	1272	NZ	8N AKW	08/88-10/91	SCL6425*	190	24	190	23.5
1.6 1.6 Commerciale	1595	ABN PN	4R 4T 4S	08/85-07/92	SCL6423*	190	24	190	-
1.6 1.6 Commerciale	1595	EZ HM	4R 4T 4S	08/83-07/91	SCL6423*	190	24	190	-
1.6 1.6 Commerciale	1595	RF	4R 4T 4S	08/86-10/91	SCL6423*	190	24	190	-
1.6 D sauf Taxi	1588	JP ME	3R 4S A0P/WY	08/83-07/92	SCL6851	200	24	200	-
1.6 D Taxi	1588	JP	3R 4S	08/83-10/91	SCL6426	210	24	210	-
1.6 D sauf Taxi	1588	IV	4S	08/89-07/92	SCL6851	200	24	200	-
1.6 D Taxi	1588	IV	4S	08/89-07/92	SCL6426	210	24	210	-
1.6 TD sauf Taxi	1588	JR MF	4S 4T	08/83-10/91	SCL6851	200	24	200	-
1.6 TD Taxi	1588	RA SB	4T	08/88-10/91	SCL6426	210	24	210	-
1.8 84hp 62kw	1781	RH	4T AEN	08/87-07/90	SCL6426	210	24	210	-
1.8 Syncro 84hp 62kw	1781	RH	4Z	08/87-07/88	SCL6426	210	24	210	-
1.8	1781	RV	AON AUG	08/88-10/91	SCL6426	210	24	210	-
1.8 90hp 66kw Ch- F000001 M- 006139	1781	GX	4T ACN AEN	09/84-10/87	SCL6426	210	24	210	-
1.8 90hp 66kw	1781	GU HV RP	4T /8A AEN/TH	08/85-10/91	SCL6426	210	24	210	-
1.8 Syncro 90hp 66kw	1781	IP GUGX	4Z ARM	08/85-07/91	SCL6426	210	24	210	-
1.8 GTi 107hp 79kw	1781	RD RG	ACD	08/85-10/91	SCL6426	210	24	210	-
1.8 GTi 107hp 79kw	1781	PF	ACD	01/87-10/91	SCL6426	210	24	210	-
1.8 GTi 112hp 82kw	1781	EV GZ PB	9A ACD	08/85-10/91	SCL6426	210	24	210	-
1.8 GTi 16v. -M 020029	1781	PL	2Y	02/86-03/87	SCL6426	210	24	210	-
1.8 GTi 16v. M- 020030	1781	PL	2Y	03/87-10/91	SCL6427	210	28	210	-

* Référence livrée avec centreur *Reference delivered with clutch alignment tool*



Référence en Kit 2 pièces

2 parts kit reference

	CC				 Kit 3P					
... Golf II 83-91										
1.8 GTi 16v. -M 051598	1781	KR	2Y	02/86-03/87	SCL6426	210	24	210	-	
1.8 GTi 16v. M- 051599	1781	KR	2Y	03/87-10/91	SCL6427	210	28	210	-	
1.8 G60	1781	PG	ATA CBA	08/89-07/91	SCL6458	228	28	228	31.2	
1.8 G60 Syncro	1781	IH	ARR ASU	08/88-12/89	SCL6458	228	28	228	31.2	
1.8 G60 Syncro Rallye	1781	PG	ARR ASU	08/88-07/91	SCL6458	228	28	228	31.2	
1.8 Syncro 90hp 66kw	1781	GUGX RH	ARM	02/86-07/91	SCL6426	210	24	210	-	
1.8 Syncro 98hp 72kw	1781	IP	ARM	08/88-07/91	SCL6426	210	24	210	-	
Golf III 91-97										
1.4	1391	ABD	CEC CKP	09/93-06/95	SCL6425*	190	24	190	23.5	
1.4i -M 126750	1391	ABD	8N APYCK OED/KR	11/91-	SCL6425*	190	24	190	23.5	
1.4i Variant -M 126750	1391	ABD	CKR	07/94-	SCL6425*	190	24	190	23.5	
1.6i 100hp 74kw	1598	AEK/FT/KS	CJF DGG	11/91-12/97	SCL6434	200	24	200	-	
1.6i 100hp 74kw Variant	1598	AEK/FT/KS	CJF DGG	10/94-12/97	SCL6434	200	24	200	-	
1.6i 75hp 55kw	1598	ABU	CHL	09/92-09/94	SCL6447	200	24	200	23.5	
1.6i 75hp 55kw	1598	AEA	CNU	10/94-06/95	SCL6447	200	24	200	23.5	
1.6i 75hp 55kw	1598	AEA	CHV	10/94-06/95	SCL6434	200	24	200	-	
1.6i 75hp 55kw	1598	AEE	CYZ	07/95-12/97	SCL6434	200	24	200	-	
1.8i 75hp 55kw -M 288906	1781	AAM	ATH	11/91-11/92	SCL6426	210	24	210	-	
1.8i 75hp 55kw M- 288907	1781	AAM	ATH CHD DFP	11/92-02/99	SCL6428	210	24	210	-	
1.8i 75hp 55kw Variant	1781	AAM	ATH CHD DFP	07/93-02/99	SCL6428	210	24	210	-	
1.8i 90hp 66kw -M 488100	1781	ABS	APW ATH	11/91-11/92	SCL6426	210	24	210	-	
1.8i 90hp 66kw M- 488101	1781	ABS	APW/TH CHB	11/92-06/95	SCL6428	210	24	210	-	
1.8i 90hp 66kw	1781	ACC/DZ/NN/NP	CHB CHD	10/94-02/99	SCL6428	210	24	210	-	
1.8i Syncro 90hp 66kw	1781	ABS ADZ	CGL CGM	01/93-04/99	SCL6430	215	28	215	31.2	
1.8i Syncro Variant 90hp 66kw	1781	ADZ	CGM	05/96-04/99	SCL6430	215	28	215	31.2	
1.8i Variant 90hp 66kw	1781	ABS	CHB CHD	07/93-09/94	SCL6428	210	24	210	-	
1.8i Variant 90hp 66kw	1781	ANN ANP	DFP DFN	12/97-02/99	SCL6428	210	24	210	-	
1.9 D -M 301956	1896	1Y	4T CHC	11/91-09/93	SCL6851	200	24	200	-	
1.9 D M- 301957	1896	1Y	CHC	-06/95	SCL6434	200	24	200	-	
1.9 D Variant	1896	1Y	CHC	08/93-06/95	SCL6434	200	24	200	-	
1.9 D Ecomatic	1896	1Y	CDJ	07/92-04/96	SCL6429	210	24	210	-	
1.9 SDi	1896	AEY	CDJ/HC/YX	01/95-08/98	SCL6434	200	24	200	-	
1.9 SDi Variant	1896	AEY	CDJ	07/95-08/98	SCL6434	200	24	200	-	
1.9 SDi Ecomatic	1896	AEY	CQA	01/95-12/97	SCL6429	210	24	210	-	
1.9 TD 75hp 55kw -M 274103	1896	AAZ	ATH CHD	11/91-11/92	SCL6426	210	24	210	-	
1.9 TD 75hp 55kw M- 274104	1896	AAZ	ATH CHD	11/92-02/99	SCL6429	210	24	210	-	
1.9 TD Variant 75hp 55kw	1896	AAZ	CHD	07/93-02/99	SCL6429	210	24	210	-	
1.9 TDi 90hp 66kw -M 114630	1896	IZ	ASD	07/93-	SCL6458	228	28	228	31.2	
1.9 TDi Variant 90hp 66kw -M 114630	1896	IZ	ASD	07/93-	SCL6458	228	28	228	31.2	
2.0i Syncro	1984	AGG	DDP	07/95-04/99	SCL6458	228	28	228	31.2	
2.0i Syncro Variant	1984	AGG	DDP	05/96-04/99	SCL6458	228	28	228	31.2	
2.0 E -M 306243	1984	2E	AMC CHE	11/91-12/92	SCL6427	210	28	210	-	
2.0i 16v.	1984	ABF	AYK CDA	03/92-12/97	SCL6458	228	28	228	31.2	
Golf III Cabriolet										
1.6i 100hp 74kw	1598	AFT AKS	DGF/GG/GL	03/98-10/00	SCL6434	200	24	200	-	
1.8i 75hp 55kw	1781	AAM ANN	DFP	03/98-10/00	SCL6428	210	24	210	-	
1.8i 90hp 66kw	1781	ADZ ANP	DFN	03/98-10/00	SCL6428	210	24	210	-	

* Référence livrée avec centreur

Reference delivered with clutch alignment tool












Référence en Kit 2 pièces

2 parts kit reference

			CC					Ø	Ø	Ø
Golf V 03- pour volant bi masse										
NEW 1.9 TDi		1896	BKC BXE			05/04-	5106005	240	23	240
NEW 1.9 TDi 4WD Variant		1896	BLS			01/08-	5106005	240	23	240
NEW 2.0 TDi		1968	AZV BKD/MM	FUQ GRF HDV/JR JLU		10/03-	5106005	240	23	240
NEW 2.0 TDi 4WD		1968	BKD BMM			08/04-	5106005	240	23	240
NEW 2.0 TDi Variant		1968	BKD BMM	FUQ GRF HDV/JR JLU		06/07-	5106005	240	23	240
NEW 2.0 TDi Plus		1968	AZV BKD/MM	HDU JLT		01/05-	5106005	240	23	240
Jetta										
1.05	M- 335006	1043	HZ	AKX		10/86-10/91	SCL6425*	190	24	190 23.5
1.1		1093	GG	QS		08/80-07/84	SCL6421*	180	24	181 23.6
1.3		1272	GF GS	GU GX		08/80-07/84	SCL6421*	180	24	181 23.6
1.3	-M 009203	1272	GT	BN		08/83-10/84	SCL6421*	180	24	181 23.6
1.3	M- 009204	1272	GT	BN		10/84-08/85	SCL6425*	190	24	190 23.5
1.3		1272	2C NZ	AKX		02/87-11/92	SCL6425*	190	24	190 23.5
1.3		1272	HK	5F		08/83-07/85	SCL6421*	180	24	181 23.6
1.3		1272	HW	5F		12/83-10/84	SCL6421*	180	24	181 23.6
1.3	M- 009204	1272	MH NU	AKW BN		10/84-08/85	SCL6425*	190	24	190 23.5
1.3 / Cat.	Ch- G064941- Ch- H400000	1272	MH NZ	8N AKW BN		03/86-07/92	SCL6425*	190	24	190 23.5
1.3		1272	NU	BN		08/86-12/87	SCL6425*	190	24	190 23.5
1.5		1457	GH JB	GC		08/78-07/84	SCL6423*	190	24	190 -
1.6		1588	EM	GC		08/79-07/83	SCL6423*	190	24	190 -
1.6		1588	EJ	GC		08/78-07/80	SCL6423*	190	24	190 -
1.6		1588	FR			08/80-07/84	SCL6423*	190	24	190 -
1.6 Li GLi	-M 142999	1588	EG	FM		08/78-	SCL6423*	190	24	190 -
1.6		1595	HN			08/83-12/83	SCL6423*	190	24	190 -
1.6		1595	EZ HM	4R 4T		08/86-11/92	SCL6423*	190	24	190 -
1.6		1595	PN	4S		08/86-07/92	SCL6423*	190	24	190 -
1.6		1595	RF	4R 4S 4T		08/86-07/92	SCL6423*	190	24	190 -
1.6 D sauf Taxi	Ch- B475647	1588	CR JK	FF GC GL		03/81-07/84	SCL6424	200	24	200 -
1.6 D sauf Taxi		1588	JP ME	3R 4A 4S		08/83-07/90	SCL6851	200	24	200 -
1.6 D sauf Taxi		1588	1V	4S		08/89-07/92	SCL6851	200	24	200 -
1.6 D Taxi		1588	JP	3R 4A 4S		08/83-07/90	SCL6426	210	24	210 -
1.6 TD sauf Taxi		1588	CY	FF		08/83-02/84	SCL6424	200	24	200 -
1.6 TD Taxi		1588	CY	FF		03/82-07/83	SCL6426	210	24	210 -
1.6 TD sauf Taxi		1588	JR MF	4T 8A		08/83-10/91	SCL6851	200	24	200 -
1.6 TD Taxi		1588	JR MF	4T 8A		08/83-10/91	SCL6426	210	24	210 -
1.6 TD Taxi		1588	RA SB	4T		08/88-10/91	SCL6426	210	24	210 -
1.6 TD sauf Taxi		1588	1V	4S		08/89-11/92	SCL6851	200	24	200 -
1.6 TD Taxi		1588	1V	4S		08/89-11/92	SCL6426	210	24	210 -
1.7		1716	EN	FF		08/80-07/84	SCL6423*	190	24	190 -
1.8i		1781	DX JJ	A		08/82-07/84	SCL6426	210	24	210 -
1.8		1781	RH	4T AEN		08/88-08/90	SCL6426	210	24	210 -
1.8 1.8i	M- 006139	1781	GU GX HV RP	4T AEN		01/84-10/91	SCL6426	210	24	210 -
1.8 1.8i Syncro		1781	1P GU/-K GX	4Z ATZ		08/87-91	SCL6426	210	24	210 -
1.8i		1781	PF RD RV	ACD/0N/UG		08/85-10/91	SCL6426	210	24	210 -
1.8i		1781	EV GZ PB	ACD		01/84-10/91	SCL6426	210	24	210 -
1.8i 16v.		1781	PL	2Y		02/86-10/91	SCL6427	210	28	210 -
1.8i 16v.		1781	KR	2Y		08/86-10/91	SCL6427	210	28	210 -
NEW 2.0 TDi pour volant bi masse		1968	AZV BKD/MM	HDV		08/05-	5106005	240	23	240
NEW 2.0 TFSi pour volant bi masse		1984	BPY/WA CCTA	GVT		10/05-	5106005	240	23	240



	CC				 Kit 3P				
Passat III/IV 88-97 ...									
1.6	1595	ABN	CEW	04/88-07/92	SCL6430	215	28	215	31.2
1.6 Variant	1595	ABN	CEW	04/88-07/92	SCL6430	215	28	215	31.2
1.6 72hp 53kw	1595	EZ	AL AS AT AY	04/88-09/91	SCL6430	215	28	215	31.2
1.6 75hp 55kw	1595	EZ	AL AS AT AY	04/88-09/91	SCL6430	215	28	215	31.2
2.0i 16v. Variant	1984	9A	AFE AGC AGL AYK	04/88-09/91	SCL6458	228	28	228	31.2
2.0i 16v. Variant	1984	9A	CES CEW CGX CGY	10/91-10/93	SCL6458	228	28	228	31.2
2.0i 16v. Variant	1984	ABF	CMZ	01/94-12/96	SCL6458	228	28	228	31.2
1.6 Variant 72hp 53kw	1595	EZ	AL AS AT AY	04/88-09/91	SCL6430	215	28	215	31.2
1.6 Variant 75hp 55kw	1595	EZ	AL AS AT AY	04/88-09/91	SCL6430	215	28	215	31.2
1.6 Berline	1595	RF	AL AS	04/88-07/89	SCL6430	215	28	215	31.2
1.6 Variant	1595	RF	AL AS	04/88-07/89	SCL6430	215	28	215	31.2
1.6i Berline	1595	IF	AL AS AT	08/88-07/90	SCL6430	215	28	215	31.2
1.6i Berline	1598	AEK	CJA	10/94-11/95	SCL6430	215	28	215	31.2
1.6i Berline	1598	AFT	CJA	12/95-12/96	SCL6430	215	28	215	31.2
1.6i Variant	1598	AEK	CJA	10/94-11/95	SCL6430	215	28	215	31.2
1.6i Variant	1598	AFT	CJA	12/95-12/96	SCL6430	215	28	215	31.2
1.6i Variant	1595	IF	AL AS AT	08/88-07/90	SCL6430	215	28	215	31.2
1.6 TD Berline	1588	RA	AFF	08/88-07/90	SCL6430	215	28	215	31.2
1.6 TD Variant	1588	RA	AFF	08/88-07/90	SCL6430	215	28	215	31.2
1.6 TD Berline	1588	SB	AF AY CA CE CH	08/89-10/93	SCL6430	215	28	215	31.2
1.6 TD Variant	1588	SB	AF AY CA CE CH	08/89-10/93	SCL6430	215	28	215	31.2
1.8i Berline	1781	AAM	AYH CEW/GX	08/90-10/93	SCL6430	215	28	215	31.2
1.8i Berline	1781	ADZ	CGX CNA	10/94-12/96	SCL6430	215	28	215	31.2
1.8i Berline	1781	ABS	AYH CEW CGX CNA	08/90-10/93	SCL6430	215	28	215	31.2
1.8i Berline	1781	RP	AFE /GC/YH	04/88-07/91	SCL6430	215	28	215	31.2
1.8i Berline	1781	PB	AFE AMA	04/88-07/90	SCL6430	215	28	215	31.2
1.8i Berline	1781	PF	AFE AMA	04/88-07/90	SCL6430	215	28	215	31.2
1.8i Berline	1781	AAM	CGX	10/93-12/96	SCL6430	215	28	215	31.2
1.8i Berline	1781	ABS	CGX CNA	10/93-09/94	SCL6430	215	28	215	31.2
1.8i Variant	1781	AAM	AYH CEW/GX	08/90-10/93	SCL6430	215	28	215	31.2
1.8i Variant	1781	ABS	AYH CEW CGX CNA	08/90-10/93	SCL6430	215	28	215	31.2
1.8i Variant	1781	ADZ	CGX CNA	10/94-12/96	SCL6430	215	28	215	31.2
1.8i Variant	1781	RP	AFE /GC/YH	04/88-07/90	SCL6430	215	28	215	31.2
1.8i Variant	1781	PB	AFE AMA	08/88-07/90	SCL6430	215	28	215	31.2
1.8i Variant	1781	PF	AFE AMA	08/88-07/90	SCL6430	215	28	215	31.2
1.8i Variant	1781	AAM	CGX	10/93-12/96	SCL6430	215	28	215	31.2
1.8i Variant	1781	ABS	CGX CNA	10/93-09/94	SCL6430	215	28	215	31.2
1.8i 16v. Berline	1781	KR	AFE AGC AYH CEW	04/88-07/92	SCL6458	228	28	228	31.2
1.8i 16v. Variant	1781	KR	AGC/YH CEW	08/88-07/92	SCL6458	228	28	228	31.2
1.8 G60 Syncro	1781	PG	ARR AWR AYR CBX	08/89-10/93	SCL6458	228	28	228	31.2
1.8 G60 Syncro Variant	1781	PG	ARR AWR AYR CBX	09/89-10/93	SCL6458	228	28	228	31.2
1.9 D Berline	1896	1Y	AFE AYM	05/89-09/91	SCL6430	215	28	215	31.2
1.9 D Berline	1896	1Y	CEX CGX CHA	10/91-10/93	SCL6430	215	28	215	31.2
1.9 D Variant	1896	1Y	AFE ALC AYM	08/88-09/91	SCL6430	215	28	215	31.2
1.9 D Variant	1896	1Y	CEX CGX CHA	10/91-10/93	SCL6430	215	28	215	31.2












VOLKSWAGEN

* Référence livrée avec centreur Reference delivered with clutch alignment tool












Référence en Kit 2 pièces

2 parts kit reference

	CC				 Kit 3P				
... Passat III/IV 88-97									
1.9 TD Berline	1896	AAZ	AYH CAT CEW CHA	03/91-10/93	SCL6430	215	28	215	31.2
1.9 TD Variant	1896	AAZ	AYH CAT CEW CHA	03/91-10/93	SCL6430	215	28	215	31.2
1.9 TD Variant	1896	AAZ	CHA	10/93-12/96	SCL6430	215	28	215	31.2
1.9 TDi Berline -M 114630	1896	IZ	CHU CTN	10/93-	SCL6458	228	28	228	31.2
1.9 TDi Variant -M 114630	1896	IZ	CHU CTN	10/93-	SCL6458	228	28	228	31.2
2.0 Berline M- 339376	1984	2E	AYK	-05/97	SCL6458	228	28	228	31.2
2.0 Variant M- 339376	1984	2E	AYK	-05/97	SCL6458	228	28	228	31.2
2.0i 16v. Berline	1984	ABF	CMZ	01/94-12/96	SCL6458	228	28	228	31.2
2.0i 2.0i 16v. Berline	1984	9A	AFE AGC AGL AYK	04/88-09/91	SCL6458	228	28	228	31.2
2.0i 2.0i 16v. Berline	1984	9A	CES CEW CGX CGY	10/91-10/93	SCL6458	228	28	228	31.2
2.0i Berline	1984	ADY AGG	CRU	10/94-12/96	SCL6458	228	28	228	31.2
2.0i Variant	1984	ADY AGG	CRU	10/94-12/96	SCL6458	228	28	228	31.2
Passat V 96-05									
1.6i Berline -ch WP022520	1595	ADP AHL	DCM DCN DHC DHE	10/96-	SCL6448	210	23	210	34.7
1.6i Variant -ch WP062700	1595	ADP AHL	DCM DCN DHC DHE	10/96-	SCL6448	210	23	210	34.7
1.9 TDi Berline -ch WP123141	1896	AHH AHU	DHL	10/96-	SCL6449	240	23	228	34.7
1.9 TDi Variant -ch WP123141	1896	AHH AHU	DHL	10/96-	SCL6449	240	23	228	34.7
Passat VI 05- pour volant bi masse									
<small>NEW</small> 2.0 TDi	1968	BKP/MP/VE	FUQ HDV/JR HJW JLU	03/05-	 5106005	240	23	240	
<small>NEW</small> 2.0 TDi Variant	1968	BKP/MP/VE	FUQ HDV/JR HJW JLU	03/05-	 5106005	240	23	240	
Polo ...									
0.8	800	HE	GG	01/76-07/78	SCL6421*	180	24	181	23.6
0.9	895	HA	GG	04/75-09/81	SCL6421*	180	24	181	23.6
1.05 -ch G023468	1043	GL	AFA GU GX	04/75-08/85	SCL6421*	180	24	181	23.6
1.05 Ch- G023469 M 456601-460000	1043	GL	AFA GU GX	05/86-10/86	SCL6425*	190	24	190	23.5
1.05 -ch G023468	1043	HZ	AFA	-08/85	SCL6421*	180	24	181	23.6
1.05 Ch- G023469 M- 133001	1043	HZ	AHD/HZ/KV AKYBP GU	05/86-12/92	SCL6425*	190	24	190	23.5
1.05	1043	AAK AAU AHZ AKY/VZ	ACM BP	08/89-09/94	SCL6425*	190	24	190	23.5
1.05 Classic	1043	AAK/AU/ZA	HZ AKY/VZ BP	10/90-10/94	SCL6425*	190	24	190	23.5
1.05 Classic -ch G023468	1043	GL	GU	10/81-08/85	SCL6421*	180	24	181	23.6
1.05 Classic Ch- G023469 M 456601-460000	1043	GL	GU	05/86-10/86	SCL6425*	190	24	190	23.5
1.05 Classic Ch- G023469 M133001-	1043	HZ	AHD/Z AKV/Y BP GU	05/86-12/92	SCL6425*	190	24	190	23.5
1.05 Coupé	1043	AAK AAU	AHZ AKY AYZ BP	08/89-09/94	SCL6425*	190	24	190	23.5
1.05 Coupé Ch- G023469 M 456601 -460000	1043	GL	GU	05/86-10/86	SCL6425*	190	24	190	23.5



	CC				 Kit 3P				
... Polo									
1.1	1093	HC HD	GD	08/74-09/81	SCL6421*	180	24	181	23.6
1.1	1093	HB	GG	08/74-09/81	SCL6421*	180	24	181	23.6
1.1	1093	HB	3D GU GW QS	10/81-07/83	SCL6421*	180	24	181	23.6
1.1 Coupé	1093	HB	3D GU GW QS	10/81-07/83	SCL6421*	180	24	181	23.6
1.3	1272	HH HJ	GS	01/77-09/81	SCL6421*	180	24	181	23.6
1.3	1272	HH	GU GX	10/81-07/83	SCL6421*	180	24	181	23.6
1.3	1272	HW	GX	08/83-07/85	SCL6421*	180	24	181	23.6
1.3 -M 054060	1272	HK	GX	08/83-10/83	SCL6425*	190	24	190	23.5
1.3 Ch- G023469	1272	MH	AEB BP GX	08/85-10/90	SCL6425*	190	24	190	23.5
1.3 -M 009203	1272	GT HJ	GV GX	10/81-08/84	SCL6421*	180	24	181	23.6
1.3	1272	GT	AKY	08/86-07/88	SCL6425*	190	24	190	23.5
1.3 Ch- G023469	1272	GT	BP GX	08/84-10/86	SCL6425*	190	24	190	23.5
1.3	1272	NU	AKY BP GX	08/86-10/90	SCL6425*	190	24	190	23.5
1.3 Ch-G023469	1272	GK	BR GX	08/85-07/86	SCL6425*	190	24	190	23.5
1.3	1272	GK	AHD BP BR	08/86-10/90	SCL6425*	190	24	190	23.5
1.3	1272	2G AAV NZ	AHZ AKV/Y BP GX/AKY	08/86-10/90	SCL6425*	190	24	190	23.5
1.3	1272	2G AAV NZ	AKY BP	10/90-10/94	SCL6425*	190	24	190	23.5
1.3 Classic Ch- G023469	1272	MH	AEB BP GX	08/85-10/90	SCL6425*	190	24	190	23.5
1.3 Classic	1272	AAV NZ	AKY BP	08/86-10/94	SCL6425*	190	24	190	23.5
1.3 Coupé	1272	HH	GU GX	10/81-07/83	SCL6421*	180	24	181	23.6
1.3 Coupé -M 054060	1272	HK	GX	08/83-10/83	SCL6425*	190	24	190	23.5
1.3 Coupé Ch- G023469	1272	MH	BP GX	08/85-10/90	SCL6425*	190	24	190	23.5
1.3 Coupé	1272	GK	AHD BP BR	08/86-10/90	SCL6425*	190	24	190	23.5
1.3 Coupé	1272	2G AAV	AKY BP	10/90-10/94	SCL6425*	190	24	190	23.5
1.3 D	1272	MN	AHD	08/86-10/90	SCL6425*	190	24	190	23.5
1.3 D Camionnette	1272	MN	AHD	08/86-10/90	SCL6425*	190	24	190	23.5
1.4i 60hp 44kw	1390	AEX/KV/PQ	DDH DKF	07/95-12/99	SCL6447	200	24	200	23.5
1.4i 55hp 40kw	1390	AEX	DDH	07/95-12/97	SCL6447	200	24	200	23.5
1.4i	1390	AKK AUD	DYF ETD	10/99-09/01	SCL6447	200	24	200	23.5
1.4D	1391	1W	8P	10/90-10/94	SCL6425*	190	24	190	23.5
1.4 D Coupé	1391	1W	8P	10/90-10/94	SCL6425*	190	24	190	23.5
1.4 D Camionnette	1391	1W	8P	10/90-10/94	SCL6425*	190	24	190	23.5
NEW 1.4 TDi	1422	BNM	HCS HZN JDC JDE JHG	05/05-	5106007	220	28	220	26.6
NEW 1.4 TDi Cross	1422	BNM		03/06-	5106007	220	28	220	26.6
NEW 1.4 TDi Fox	1422	BNM	HCS JFQ	06/05-	5106007	220	28	220	26.6
1.6i	1598	AEA	CWS CWV	10/94-06/95	SCL6447	200	24	200	23.5
1.6i Classic / Flight Ch- W562501	1598	AFT	AUG CJF	-09/99	SCL6434	200	24	200	-
1.6i Variant Ch- W562501	1598	AFT	DGC DGT	03/97-08/99	SCL6434	200	24	200	-
1.7 SDi Classic/ Flight	1716	AKW	DXY	11/97-08/99	SCL6434	200	24	200	-
1.7 SDi Variant	1716	AKW	DXY	11/97-08/99	SCL6434	200	24	200	-
1.8i Flight/ Classic	1781	ADD	DFN	03/98-08/99	SCL6428	210	24	210	-
1.8i Classic	1781	ADD	DFN	03/00-09/01	SCL6428	210	24	210	-
1.9 D	1896	AEF	CWT DCH	10/94-05/99	SCL6459	170	24	170	23.5
1.9 D	1896	AEF	DXF	10/99-07/01	SCL6459	170	24	170	23.5
1.9 D Camionnette	1896	AEF	CWT DCH	10/94-05/99	SCL6459	170	24	170	23.5
1.9 SDi Classic / Flight	1896	AEY 1Y	CHC DFW	05/96-09/99	SCL6434	200	24	200	-
1.9 SDi Variant	1896	AEY 1Y	CHC DFW	05/96-09/99	SCL6434	200	24	200	-
Scirocco ...									
1.1	1093	FA FJ	FUK	08/76-07/80	SCL6421*	180	24	181	23.6
1.3	1272	HK	FUK	08/83-07/84	SCL6421*	180	24	181	23.6
1.3	1272	GF	FUK	08/79-07/80	SCL6421*	180	24	181	23.6
1.3	1272	GF	FUK	08/80-07/83	SCL6421*	180	24	181	23.6












* Référence livrée avec centreur

Reference delivered with clutch alignment tool













Référence en Kit 2 pièces

2 parts kit reference

	CC				 Kit 3P				
... Scirocco									
1.5	1457	GH	FUK	08/79-07/83	SCL6423*	190	24	190	-
1.5	1457	FB JB		02/74-07/80	SCL6423*	190	24	190	-
1.5	1457	JB		07/80-07/83	SCL6423*	190	24	190	-
1.6	1588	EM FN FP		08/75-07/83	SCL6423*	190	24	190	-
1.6	1588	FT FV		08/75-07/79	SCL6423*	190	24	190	-
1.6	1588	EE EF FR		08/75-07/80	SCL6423*	190	24	190	-
1.6	1588	FR		08/80-07/83	SCL6423*	190	24	190	-
1.6i GLi GTi -M 142999	1588	EG		08/76-	SCL6423*	190	24	190	-
1.6	1595	EW EWA HN		08/83-07/90	SCL6423*	190	24	190	-
1.7	1716	EN		08/80-07/83	SCL6423*	190	24	190	-
1.8 Ch- E004328	1781	EX	AEN	07/86-07/90	SCL6426	210	24	210	-
1.8i	1781	JH		08/83-07/86	SCL6426	210	24	210	-
1.8i	1781	DX KT JJ	AEN	08/82-07/87	SCL6426	210	24	210	-
1.8i 16v.	1781	KR	AEN	10/85-07/90	SCL6427	210	28	210	-
1.8i 16v.	1781	PL	AEN	02/86-07/90	SCL6427	210	28	210	-
Touran									
<small>NEW</small> 2.0 TDi pour volant bi masse	1968	AZV	GNE HDU	03/03-05/04	 5106005	240	23	240	
Vento									
1.4i	1391	ABD	APY BN CCK	11/91-07/94	SCL6425*	190	24	190	23.5
1.6i	1598	ABU	CHL	07/92-09/94	SCL6447	200	24	200	23.5
1.6i	1598	AEA AEE	CHV CYZ	10/94-12/97	SCL6434	200	24	200	-
1.6i	1598	AKS	DGG	05/97-12/97	SCL6434	200	24	200	-
1.6i	1598	AFT	CJF	12/95-12/97	SCL6434	200	24	200	-
1.8i 75hp 55kw -M 288906	1781	AAM	ATH	11/91-11/92	SCL6426	210	24	210	-
1.8i 75hp 55kw M- 288907	1781	AAM	ATH CHD	11/92-12/97	SCL6428	210	24	210	-
1.8i 90hp 66kw -M 411563	1781	ABS	APW ATH	11/91-09/92	SCL6426	210	24	210	-
1.8i 90hp 66kw M- 411564	1781	ABS	APW ATH	09/92-12/97	SCL6428	210	24	210	-
1.8i 90hp 66kw	1781	ADZ	CHB CHD	09/92-12/97	SCL6428	210	24	210	-
1.9 D -M 301956	1896	1Y	4T CHC	11/91-08/93	SCL6851	200	24	200	-
1.9 D M- 301957	1896	1Y	CHC	-12/97	SCL6434	200	24	200	-
1.9 SDi	1896	AEY	CHC CYY	01/95-12/97	SCL6434	200	24	200	-
1.9 TD -M 274103	1896	AAZ	ATH CHD	11/91-11/92	SCL6426	210	24	210	-
1.9 TD M- 274104	1896	AAZ	ATH CHD	11/92-12/97	SCL6429	210	24	210	-
1.9 TDi 90hp 66kw M 114630	1896	1Z	ASD	08/93-	SCL6458	228	28	228	31.2
2.0 E -M 306243	1984	2E	AMC CHE	11/91-01/93	SCL6427	210	28	210	-
Caddy									
1.4i	1390	AEX	CWW DCE/XB	11/95-12/97	SCL6447	200	24	200	23.5
1.4i -M 123638	1390	AKV	CWW DCE/XB	11/97-	SCL6447	200	24	200	23.5
1.4i -M 209116	1390	APQ	CWW DCE/XB	12/97-	SCL6447	200	24	200	23.5
1.5	1457	JB	2G	08/82-07/83	SCL6426	210	24	210	-
1.6	1588	EM	2G	08/82-07/83	SCL6426	210	24	210	-
1.6	1588	EW HN	5B GY&5B	08/83-07/92	SCL6426	210	24	210	-
1.6 D	1588	JK ME	4S 5B AVX	08/82-07/92	SCL6426	210	24	210	-
1.7 SDi	1716	AHB	DDR	07/96-09/00	SCL6434	200	24	200	-
1.7 SDi Pick-up	1716	AHB	DDR	07/96-09/00	SCL6434	200	24	200	-
1.8	1781	JH	4S	08/85-07/92	SCL6426	210	24	210	-
1.9 D	1896	1Y	CYZ	11/95-06/03	SCL6434	200	24	200	-
1.9 D Pick-up	1896	1Y	CYZ	11/95-06/03	SCL6434	200	24	200	-
1.9 SDi / Pick-up	1896	AEY	CYZ	11/95-09/00	SCL6434	200	24	200	-
1.9 SDi / Pick-up	1896	AYQ	EAZ	09/00-06/03	SCL6434	200	24	200	-
<small>NEW</small> 2.0 TDi pour volant bi masse	1968	BMM		09/07-	 5106005	240	23	240	












	CC				 Kit 3P				
Transporter TYP 2									
1.6 D Camionnette Châssis cabine Autobus Autocar	1588	CS	ABF ABP DH DK DX	01/81-07/87	SCL6460	215	24	215	34.3
1.6 TD Camionnette Châssis cabine Autobus Autocar	1588	JX	3H 3P ABH	08/84-07/92	SCL6460	215	24	215	34.3
1.6 TD Syncro Camionnette Châssis cabine Autobus Autocar	1588	JX	ADM AGZ	08/85-07/92	SCL6460	215	24	215	34.3
1.7 D Camionnette Châssis cabine Autobus Autocar	1715	KY	ABF ABR	08/84-07/92	SCL6460	215	24	215	34.3
2.0 Autobus Autocar Camionnette	1970	CJ		08/75-07/79	SCL6430	215	28	215	31.2
Transporter TYP 4									
1.9 D Châssis cabine Châssis cabine Autobus Autocar	1896	1X	AEY AYG	09/90-12/95	SCL6430	215	28	215	31.2
1.9 TD Châssis cabine	1896	ABL	CRN	10/92-12/95	SCL6430	215	28	215	31.2
1.9 TD Châssis cabine	1896	ABL	DJZ DKA DQJ/L/M	01/96-	SCL6430	215	28	215	31.2
1.9 TD Camionnette	1896	ABL	CRN	10/92-12/95	SCL6430	215	28	215	31.2
1.9 TD Camionnette	1896	ABL	DJZ DKA DQJ/L/M	01/96-	SCL6430	215	28	215	31.2
1.9 TD Autobus Autocar	1896	ABL	CRN	10/92-12/95	SCL6430	215	28	215	31.2
1.9 TD Autobus Autocar	1896	ABL	DJZ DKA DQJ/L/M	01/96-	SCL6430	215	28	215	31.2
2.4 D Camionnette Châssis cabine Autobus Autocar -M 370180	2370	AAB	AYF AYD CHP CRN	09/90-	SCL6458	228	28	228	31.2
2.4 D Syncro Camionnette Châssis cabine Autobus Autocar M 320595 -370180	2370	AAB	ARF	11/92-08/95	SCL6458	228	28	228	31.2
Transporter TYP 5									
NEW 2.5 TDi / Syncro pour volant bi masse	2461	ACV AXL		03/96-06/03	 5106003	220	28	220	

* Référence livrée avec centreur *Reference delivered with clutch alignment tool*

Référence en Kit 2 pièces

2 parts kit reference










	CC				 Kit 3P				
VOLVO									
240									
2.0	1986	B200E	M47	07/85-93	SCL6432	228	22	228	32.3
2.0 Break	1986	B200E	M47	07/85-93	SCL6432	228	22	228	32.3
2.0	1986	B200F	M47	04/91-93	SCL6432	228	22	228	32.3
2.0 Break	1986	B200F	M47	04/91-93	SCL6432	228	22	228	32.3
2.0	1986	B200K	M47	07/85-06/86	SCL6432	228	22	228	32.3
2.1i	2127	B21A	M47	01/83-03/85	SCL6432	228	22	228	32.3
2.4 D	2383	D24	M46 M47	09/82-07/85	SCL6432	228	22	228	32.3
2.4 D	2383	D24	M46 M47	07/85-93	SCL6432	228	22	228	32.3
2.4 D Break 79hp 58kw	2383	D24	M46 M47	09/82-93	SCL6432	228	22	228	32.3
2.4 D Break 82hp 60kw	2383	D24	M46 M47	09/82-93	SCL6432	228	22	228	32.3
340/360									
1.7 3/5ptes 340	1721	B172	M47	10/87-	SCL6431	200	26	200	26.4
1.7 4 ptes 340	1721	B172	M47	10/87-	SCL6431	200	26	200	26.4
440/460									
1.6i 440	1596	B16F	JB3 JC5	10/91-06/97	SCL6431	200	26	200	26.4
1.7 440	1721	B18K	JB3 JC5	07/89-06/95	SCL4102	200	26	200	26.4
1.7 440	1783	B18KD	JB3 JC5	07/89-06/95	SCL4102	200	26	200	26.4
1.7 440	1783	B18KP	JB3 JC5	10/88-06/95	SCL4102	200	26	200	26.4
1.7 440	1783	B18KPD	JB3 JC5	07/89-06/95	SCL4102	200	26	200	26.4
1.7i 440	1721	B18EP	JB3 JC5	07/89-06/95	SCL6431	200	26	200	26.4
1.7i 440	1721	B18FP	JB3 JC5	07/89-06/95	SCL6431	200	26	200	26.4
1.7i Turbo 440 -ch 205699	1721	B18FT /FTM	JB3 JC5	10/88-	SCL4102	200	26	200	26.4
1.8i 440	1794	B18U	JB3 JC5	10/91-06/95	SCL6431	200	26	200	26.4
1.8i 440	1794	B18U-200	JB3 JC5	01/95-06/97	SCL6431	200	26	200	26.4
1.9 TD 440	1870	D19T	JB3 JC5	07/95-06/97	SCL4116*	200	26	200	26.4
1.9 TD 440	1870	D19TEGR	JB3 JC5	07/94-06/97	SCL4116*	200	26	200	26.4
1.6i 460	1596	B16F	JB3 JC5	10/91-06/97	SCL6431	200	26	200	26.4
1.7 460	1721	B18K	JB3 JC5	07/90-06/92	SCL4102	200	26	200	26.4
1.7 460	1783	B18KD	JB3 JC5	07/90-06/92	SCL4102	200	26	200	26.4
1.7 460	1721	B18KP	JB3 JC5	01/90-06/92	SCL4102	200	26	200	26.4
1.7 460	1783	B18KPD	JB3 JC5	07/90-06/92	SCL4102	200	26	200	26.4
1.7i 460	1721	B18EP	JB3 JC5	01/90-06/95	SCL6431	200	26	200	26.4
1.7i 460	1721	B18FP	JB3 JC5	01/90-06/95	SCL6431	200	26	200	26.4
1.7i Turbo 460 -ch 205699	1721	B18FT /FTM	JB3 JC5	07/90-	SCL4102	200	26	200	26.4
1.8i 460	1794	B18U	JB3 JC5	10/91-06/95	SCL6431	200	26	200	26.4
1.8i 460	1794	B18U-200	JB3 JC5	07/95-06/97	SCL6431	200	26	200	26.4
1.9 TD 460	1870	D19T	JB3 JC5	07/95-06/97	SCL4116*	200	26	200	26.4
1.9 TD 460	1870	D19TEGR	JB3 JC5	07/94-06/97	SCL4116*	200	26	200	26.4
480									
1.7	1721	B18E	M55	07/89-07/92	SCL6431	200	26	200	26.4
1.7	1721	B18ED	M53	07/86-07/95	SCL6431	200	26	200	26.4
1.7	1721	B18EP	M53	07/86-07/95	SCL6431	200	26	200	26.4
1.7	1721	B18F	M53	07/86-07/95	SCL6431	200	26	200	26.4
1.7	1721	B18FP	M53	07/86-07/95	SCL6431	200	26	200	26.4
1.7i Turbo -ch 567599	1721	B18FT /FTM	M54 M59	04/88-	SCL4102	200	26	200	26.4

94 * Référence livrée avec centreur *Reference delivered with clutch alignment tool*



Référence en Kit 2 pièces

2 parts kit reference

	CC				 Kit 3P				
740									
2.0	1986	B200E	M47	07/84-07/91	SCL6432	228	22	228	32.3
2.0 Break	1986	B200E	M47	07/85-07/91	SCL6432	228	22	228	32.3
2.0	1986	B200F	M47	08/89-07/91	SCL6432	228	22	228	32.3
2.0 Break	1986	B200F	M47	08/89-07/91	SCL6432	228	22	228	32.3
2.0	1986	B200G	M47	08/91-08/92	SCL6432	228	22	228	32.3
2.0 Break	1986	B200G	M47	08/91-08/92	SCL6432	228	22	228	32.3
2.0	1986	B200K	M47	07/84-07/89	SCL6432	228	22	228	32.3
2.0 Break	1986	B200K	M47	07/84-07/89	SCL6432	228	22	228	32.3
2.4 D	2383	D24	M47	07/84-08/92	SCL6432	228	22	228	32.3
2.4 D Break	2383	D24	M47	07/85-08/92	SCL6432	228	22	228	32.3
2.4 TD	2383	D24T	M46	07/85-08/91	SCL6432	228	22	228	32.3
2.4 TD Break	2383	D24T	M46	07/85-08/91	SCL6432	228	22	228	32.3
760									
2.4 TD 109hp 80kw	2383	D24T	M46	07/85-06/87	SCL6432	228	22	228	32.3
2.4 TD 112hp 82kw	2383	D24T	M46	07/85-06/87	SCL6432	228	22	228	32.3
940 960									
2.0i -ch 164381 944243	1986	B200E	MA47	09/90-	SCL6432	228	22	228	32.3
2.0i 944243	1986	B200E	MA47	09/90-	SCL6432	228	22	228	32.3
Ch 164440 -ch 164641									
2.0i Break 944243	1986	B200E	MA47	09/90-	SCL6432	228	22	228	32.3
-ch 109050									
2.0i Break 944243	1986	B200E	MA47	09/90-	SCL6432	228	22	228	32.3
Ch 109116 -ch 109342									
2.0i 945273	1986	B200F	MA47	09/90-	SCL6432	228	22	228	32.3
-ch 164381									
2.0i 945273	1986	B200F	MA47	09/90-	SCL6432	228	22	228	32.3
Ch 164440 -ch 164641									
2.0i Break 945273	1986	B200F	MA47	09/90-	SCL6432	228	22	228	32.3
-ch 109050									
2.0i Break 945273	1986	B200F	MA47	09/90-	SCL6432	228	22	228	32.3
Ch 109116 -ch 109342									
2.0i 944203	1986	B200G	MA47	09/90-	SCL6432	228	22	228	32.3
-ch 164381									
2.0i 944203	1986	B200G	MA47	09/90-	SCL6432	228	22	228	32.3
Ch 164440 -ch 164641									
2.0i Break 945203	1986	B200G	MA47	09/90-	SCL6432	228	22	228	32.3
-ch 109050									
2.0i Break 945203	1986	B200G	MA47	09/90-	SCL6432	228	22	228	32.3
Ch 109116 -ch 109342									
2.4 TD 944762	2383	D24T	MA46	09/90-08/91	SCL6432	228	22	228	32.3
2.4 TD 944763	2383	D24T	MA47	09/90-08/91	SCL6432	228	22	228	32.3
2.4 TD Break 945762	2383	D24T	MA46	09/90-08/91	SCL6432	228	22	228	32.3










* Référence livrée avec centreur

Reference delivered with clutch alignment tool




























































































Référence en Kit 2 pièces





















2 parts kit reference

	CC				 Kit 3P				
YUGO ZASTAVA									
45									
0.9	903	100GL.064	4M	04/80-01/90	SCL6395	170	20	170	23.5
55									
1.1 Volant moteur 31mm		128A YUG	4M	04/80-01/90	SCL6394	180	17	181	28.2
65									
1.3 Volant moteur 31mm	1290	128A1.000	4M	04/84-06/95	SCL6394	180	17	181	28.2
1.3 Volant moteur 31mm	1302	13E.3.064	4M	04/84-06/95	SCL6394	180	17	181	28.2
101									
1.1 Volant moteur 31mm	1116	128A.000	4M	77-93	SCL6394	180	17	181	28.2
1.3 Volant moteur 31mm	1290	128A.1000	4M	05/76-	SCL6394	180	17	181	28.2
313 413 513									
513 1.3 Volant moteur 31mm	1290			01/83-	SCL6394	180	17	181	28.2
Florida									
1.1 Volant moteur 31mm	1116	13E.3.064		08/89-	SCL6394	180	17	181	28.2
1.3 Volant moteur 31mm	1372	13E.3.064		08/89-	SCL6394	180	17	181	28.2
1.4	1372	160A1.000	5M	09/89-	SCL6399	180	20	181	28.2
1.4 Cat.	1372	160A1.000	5M	09/89-	SCL6399	180	20	181	28.2
1.6	1581	160A2.000	5M	09/89-	SCL6400	190	20	190	28.2
Sana									
1.4	1372	160A1.000	5M	09/89-	SCL6399	180	20	181	28.2
1.6	1581	160A2.000	5M	09/89-	SCL6400	190	20	190	28.2
Tempo									
1.1	1116	128A.000	5M	01/91-	SCL6394	180	17	181	28.2
1.3	1290	128A.1000	5M	01/91-	SCL6394	180	17	181	28.2





















































































	MARQUE Make	OE				MARQUE Make	OE					
5100002	CITROEN	2050R2		16.	5106005	SKODA VWG	03G141015L		84.			
		2051E0					03G141015H	85, 88, 90, 92.				
	PEUGEOT	2050K4		55, 56.		03G141015L						
		2050R1				03G141015LX						
		2051E1										
5100003	CITROEN	2050L1		14.	5106007	SEAT	045141025B		81, 82.			
		2050R0					045141025BX					
		2051C0					045141025C					
5100005	PEUGEOT	205158		57.			045141025CX					
		5100006	CITROEN PEUGEOT	205009				16.	045141031C			
205010				56.			045141031CX					
205166							045141031D					
5100007	CITROEN	2051E4		9.			VWG		045141031DX		91.	
		2052E1							045141025B			
	PEUGEOT	205152		44, 46.					045141025BX			
2052E0				045141025C								
5100008	PEUGEOT	205167		56.					045141025CX			
5100009	PEUGEOT	2051G8		52, 54.					045141031C			
5100011	CITROEN PEUGEOT	2051F7		9, 14.					045141031CX			
		2051F6		46, 49, 52.					045141031D			
5100012	PEUGEOT	205136		52, 54.	045141031DX							
5104001	OPEL	4501291		53.	SCL0182	CITROEN			2004H1			6, 10, 11, 12.
	RENAULT	7701470862		78.					205103			
		7701477032			95559036							
		7711134833										
5104002	NISSAN	3000100QAD		36.	SCL0183	CITROEN			205104			6, 10, 11, 12.
		OPEL	4403848						43.	95650913		
	RENAULT	7701473764		77.	SCL0184	CITROEN	205109		9.			
		7701477033					205212					
		7711134977					95650980					
5104005	OPEL	4414962		43.	SCL0185	CITROEN	2004L7		13.			
	RENAULT	7701475311		77, 79.			2004T1					
		7711135965					205132					
5104006	NISSAN	3000100QAC		36.			205231					
		3000100QAY					95658526					
		3000100QOA										
	OPEL	4404147		43.	SCL0186	CITROEN FIAT LANCIA PEUGEOT	205033		10.			
	RENAULT	7701475847		77.			71711642		20, 21.			
7701477029				71711642				31.				
5104007	RENAULT	7711368149			205033		54.					
		7701475437		66, 69, 71.	SCL0187	CITROEN	200188		8, 12.			
		7701475961					2050W2					
		7711135976					205102					
		7711368148				200188		46, 47, 49.				
7711368148				205102								
5104009	RENAULT	7711134841		66.	SCL0188	CITROEN	2050G3		8, 12, 15.			
		7711497030					2050W6					
5104010	RENAULT	7711134823		68, 72, 73, 75.			205106					
		5104017	RENAULT	7701469166				70, 71.		95666913		
7711134859							200487			45, 47, 49, 50.		
7711134859							2004F5					
5104018	RENAULT	7701471254		77.			2050F4					
		7711134820					2050W5					
5106001	FORD	-		24, 25, 26, 27, 28.			205119					
5106002	OPEL	1606155		39, 43.			200189			84.		
5106003	VWG	074198141AX		93.	200487							
5106005	AUDI SEAT	03G141015L		2.	SCL0189	CITROEN	205003		6, 7, 11, 13, 14, 15.			
		03G141015L		81, 82, 83.			205111					
		03G141015LX					205294					

	MARQUE Make	OE				MARQUE Make	OE		
SCL0189	PEUGEOT	205003 205111		44, 45, 49, 50.	SCL0197	CITROEN	2004H0 2004L8 2004N1 205099 2050A3 2050Y3 205192		12, 14.
SCL0190	CITROEN	2004F8 2050W1 205117 95623206 95666916		8, 12.		PEUGEOT	2004N1 2050A3 2050Y2 205118		48, 51.
	PEUGEOT	200186 2004F8 2050W1 205117		46, 47, 49, 50.					
	TALBOT	200186		84.	SCL0198	CITROEN	205008 95661744		6.
SCL0191	CITROEN	205108 205122 95650981	 	9.		PEUGEOT	2004N4		44.
	FIAT	95650981		9.	SCL0199	CITROEN	2004S4		10, 12, 16.
	PEUGEOT	2004A7 2004A9 205108 205122 205211	 	22. 57.		FIAT	9567218280		20, 23.
						PEUGEOT	2004S1		54, 56.
SCL0192	CITROEN	205001 205110		6, 14.	SCL0200	CITROEN	2004S2 205051 9567217080		10, 12. 20.
	PEUGEOT	200493		44, 45, 49.		PEUGEOT	2004S2 205052 2050T1 205163		54, 56.
SCL0192	PEUGEOT	205000 205160 205162 205222	 	44, 45, 49.	SCL0201	CITROEN	2004S3		10.
	ROVER	GCK746AF		80.		FIAT	9567718080		20.
SCL0193	CITROEN	205025 2050G5 2050W4 205113 205116 95666912	 	7, 8, 9, 12, 13, 14, 15.		LANCIA	9567718080		31.
	PEUGEOT	200496 2004F4 205026 2050F8 2050G5 2050W3 2050W4 205116		45, 46, 47, 48, 49, 50, 51, 58.		PEUGEOT	2004S0 2050A0 205164		54.
SCL0194	CITROEN	2004N0 2004N5 2050T4 205129		12, 13, 14.	SCL0202	CITROEN	2004Q9 2051A4 2004Q8 2051A4	 	15. 55.
	PEUGEOT	2004N3 2004N6 2050T3 205178		48, 51, 53.		PEUGEOT	2004Q7 2050X7 2051A6 2004Q6 2050X6 205174 2051A6	  	11, 16. 55.
SCL0195	CITROEN	2004F7		8.	SCL0203	CITROEN	2004Q1 2020X9 2051A7		11, 16.
	PEUGEOT	2004F7 205121		50.		PEUGEOT	2004Q0 2050X8 205171		55.
SCL0196	CITROEN	-		15.	SCL0204	CITROEN	205039 2050Z6 2051A8 205040 2050Z5 205172	 	11, 16. 55.
	PEUGEOT	-		57.	SCL0205	CITROEN	205017 205035 205083 2050W8		7, 11, 13.

	MARQUE Make	OE				MARQUE Make	OE		
SCL0206	CITROEN PEUGEOT	205189		7, 11, 13.	SCL0219	PEUGEOT	205007		44.
		2004G7		45, 46, 47, 48, 57, 58.			205127		
	205006		205295						
	205036		SCL0220	PEUGEOT		-	45.		
	205070		SCL0221	CITROEN		205002	14.		
	2050W7		205004			205114	44, 47, 50.		
	205126		205293						
205150		205002	PEUGEOT	205004					
SCL0207	CITROEN	205013		7, 8, 12, 13, 14.	SCL0222	CITROEN	2004N9	6, 11, 13, 14.	
SCL0207	CITROEN PEUGEOT	2052A0				205045	NISSAN PEUGEOT		2050X5
		205014	45, 46, 47, 48, 49, 50, 51, 58.	2050X4	205187	36.			
SCL0208	CITROEN	205089		10, 12.	ROVER	PEUGEOT	2004N8	44.	
		2050T1					205046		
		2050T2					2050X4		
	FIAT	9402050900	20.	205128		80.			
	PEUGEOT	2004R9	54, 56.	SCL0223		CITROEN	2004R8	13.	
205090				205216					
2050T1				SCL0224	CITROEN	205027	7.		
205163		205073		12.	PEUGEOT	2050H9	57, 58.		
SCL0209	CITROEN PEUGEOT	205076		51.		2051A1			
SCL0210	PEUGEOT	205153			SCL0225	CITROEN	2004L9	12, 13, 14.	
		200491		52, 53.		2004N2			
SCL0211	CITROEN	205105		7, 11, 12, 15.	PEUGEOT	PEUGEOT	205037	48, 49, 51, 53.	
		205207					205041		
		95624927					205042		
	PEUGEOT	200199		44, 45.			2050T0	57, 58.	
		2004G5					205190		
		205115					2004G9		
	205206					2004N2			
RENAULT	7701464771		61.	SCL0225	PEUGEOT	205038	48, 49, 51, 53.		
	7701469027				205042				
	7711134051				2050S9				
TALBOT	2004G5		84.	205144	SCL0226	CITROEN	2004A6	9, 15.	
SCL0212	PEUGEOT	200490		52, 53.	PEUGEOT	79596205	21, 22.		
SCL0213	PEUGEOT TALBOT	- -		53. 84.		95596205			
SCL0214	CITROEN	200185		15.	PEUGEOT	-	56.		
		205124				2004A6			
		205221				205184			
SCL0215	PEUGEOT	200185		45, 49.	SCL0227	CITROEN	2050C7	10.	
		205124				2050E8			
	CITROEN	205107		8, 9, 10.		205199			
	205208			205200					
SCL0216	PEUGEOT	95650982			PEUGEOT	2004A6	57.		
		95666914				205223			
		2004F6		45, 49, 50.					
2050Y1									
205120									
SCL0217	PEUGEOT	200194		57.					
SCL0218	PEUGEOT	2004C0							
		2004C6							
SCL0217	PEUGEOT	2004T0		53, 54.					
SCL0218	PEUGEOT	200192		52, 53.					
		200488							

Les références constructeurs (OE) ne servent qu'à identifier les pièces et sont données à titre indicatif.
 References from car makers or OE suppliers, are given for identification of the parts and have only a guidance value.
 *Notre kit n'inclut pas toutes les pièces de l'OE / All parts of OE are not included in our kit


































































	MARQUE Make	OE				MARQUE Make	OE					
SCL0227	PEUGEOT	2050C7		54.	SCL0526	CITROEN	2051H0		9, 10, 12, 14, 16.			
		2050E8					205241					
		205164					205262					
		205199					2052K2					
SCL0228	CITROEN	205031		10, 13.	SCL0526	FIAT LANCIA PEUGEOT	9464214880		20.			
		205047					9464214880			30.		
		2050E3					205094			46, 49, 51, 52, 54, 56.		
		205198					2050F0					
	FIAT LANCIA PEUGEOT	9402050480	2050F6	20. 22.								
	9402050480		2050J4	31.								
	SCL0229	CITROEN	205011			16.	SCL0526	PEUGEOT	205094			
			2050S4						2050F6			
2051A2				2050J4								
FIAT		9567460680	2050K6	20.								
PEUGEOT		205012	2050N2	30.								
2050S3			2050T5	46, 49, 51, 52, 54, 56.								
SCL0230	PEUGEOT	2004F9		54.	SCL0527	CITROEN	205133					
		205182					205134					
		205227					205147					
SCL0231	CITROEN	205043		6, 11, 13, 14, 15.	SCL0527	PEUGEOT	2051C6		7, 13.			
		2050J1					2051G6					
		205188					205242					
	PEUGEOT	205289		44, 45, 46, 47.		SCL0527	CITROEN	PEUGEOT	205273		7, 13.	
		205044							2050G9			
		2050G8							2050X1			
		205149							205148			
SCL0232	CITROEN	205015		10, 12, 13.	SCL0528	CITROEN	2051A9		46.			
		2050V2					2052E7					
		205196					205068					
	FIAT	9402050928	205098	9, 10, 12, 16.								
	PEUGEOT	205015	205148									
	205140		2051A9									
SCL0233	CITROEN	-		15.	SCL0528	CITROEN	205291					
	PEUGEOT	-		56.			205097					
SCL0524	CITROEN	2004H7		9.	SCL0528	CITROEN	2050J7					
		95559046		2050V0								
SCL0525	CITROEN	205055		7, 12, 13, 14, 15.	SCL0528	PEUGEOT	205142					
		2050C5					2051A5					
		2050X0					2051F9					
		205194					205257					
	PEUGEOT	2052E3		48, 51, 58.		SCL0529	CITROEN	PEUGEOT	2052F1		21, 23.	
		205056							9402050968			
		2050C4							9402050968			30, 31.
		205155							205096			51, 54, 56.
SCL0526	CITROEN	2050E7		9, 10, 12, 14, 16.	SCL0529	CITROEN	2050K2					
		2050G1					2050T9					
		2050K5					205142					
		2050T8					2051F8					
		205133					205256					
		2051C6					2052F0					
SCL0526	CITROEN	2050E7		9, 10, 12, 14, 16.	SCL0530	CITROEN	2050S6		13.			
		2050G1					205131					
		2050K5					95668122					
		205133					2004G3			54.		
SCL0526	CITROEN	2050E7		9, 10, 12, 14, 16.	SCL0530	CITROEN	2050S5					
		2050G1					2050S5					
		2050K5					205183					
		205133					205214			15.		
SCL0526	CITROEN	2050E7		9, 10, 12, 14, 16.	SCL0530	CITROEN	95659513		21, 22, 23.			
		2050G1					2004A8			56, 57.		


	MARQUE Make	OE				MARQUE Make	OE		
SCL0530	PEUGEOT	205185 205213		56, 57.	SCL0540	PEUGEOT	2050E4 2050Y9 205173		55.
SCL0531	CITROEN	205053 2050C3 205191		7, 12, 13, 14, 15.	SCL0541	CITROEN	2050E1 2050Z4		11, 16.
	PEUGEOT	205054 2050C2 205154		46, 48, 58.		FIAT PEUGEOT	9567207287 205050 2050E6 2050Z3 205170		22. 55.
SCL0533	CITROEN PEUGEOT	2050Z9 2050Z8 205180		13. 54.	SCL0542	CITROEN PEUGEOT	205205 2050C6 205139 205146 2051C7 205204		9, 13. 52, 54.
SCL0534	CITROEN	2050J5 2050R8 2051C4		7, 14.	SCL0543	CITROEN	2050F3 2050K7 2050Q3 205137 2051C8 205261		9, 10.
	PEUGEOT	2050J6 2050R5 205157		49, 58.		FIAT LANCIA PEUGEOT	9464389880 9464389880 2050C8 2050L0 2050Q9 205138 205141 2051G0 205260		21. 30. 52, 54.
SCL0535	CITROEN	205075 2050S8 2051A3 9402050780		10, 16.					
	FIAT PEUGEOT	9402050780 2050R9 205168		23. 56.					
SCL0536	CITROEN	205077 205195		7, 12, 14.					
	PEUGEOT	2050P2 205156 205195 2052J2	  	49, 58.				  	
SCL0537	CITROEN	2050K3 2051C3		14.	SCL0544	CITROEN	2050J9 2050V4 205092 2050V3 205161		16. 56.
SCL0538	CITROEN	2050Z2 205165		10, 12, 16.		PEUGEOT			
	FIAT PEUGEOT	9402050648 2050E2 2050Z1 205165		20, 22. 54, 56.	SCL0545	CITROEN	2050H5 2050R6 2051C1 2050H0 2050R3 205151		7, 11, 13.
SCL0539	CITROEN	205095 2050H7 2050N1 2051A0 2051E6 205281	 	7, 9, 10, 11, 13, 14, 16.		PEUGEOT			45, 46, 47, 48, 57, 58.
	FIAT	9464207180 9464866080		23.	SCL0546	PEUGEOT	2050J0 205175 2051J1 205209	 	49.
	PEUGEOT	2050A1 2050G2 205145 2052J1		46, 49, 51, 58.	SCL0547	CITROEN	2050N3 2050R4 2051E5 2051E7	 	9.
SCL0540	CITROEN	205065 2050C9 2050Z0 2051A4		11, 15, 16.		PEUGEOT	2050H4 2050R7 205176		44, 46, 49.
	FIAT PEUGEOT	9464478080 2004R0 205064		22. 55.	SCL0548	CITROEN	2050J3 2050S2 2051C9		16.
						FIAT	9464400580		23.























Les références constructeurs (OE) ne servent qu'à identifier les pièces et sont données à titre indicatif.

References from car makers or OE suppliers, are given for identification of the parts and have only a guidance value.

*Notre kit n'inclut pas toutes les pièces de l'OE / All parts of OE are not included in our kit

	MARQUE Make	OE				MARQUE Make	OE		
SCL0548	PEUGEOT	2050G6		56.	SCL4107	RENAULT	7701465185		62, 63, 64, 65.
		2050S1					7711134059		
SCL0549	TOYOTA	205169		84.	SCL4108	OPEL	-		43.
		-					7701466255		
SCL0549	CITROEN	2004S9		13.	SCL4109	RENAULT	7711134807		64, 65, 79.
		2050Y5					7711134824		
SCL0550	PEUGEOT	2004R4		54.	SCL4110	RENAULT	7701466003		62, 63, 64, 65, 67, 76, 78.
		2050Y4					7701466857		
SCL0550	CITROEN	205181		7, 12, 13.	SCL4111	RENAULT	7701470245		66, 68.
		205071					7711134060		
SCL0551	PEUGEOT	2050W0		48, 51, 58.	SCL4112	RENAULT	7701463206		61, 63, 65, 68, 69.
		205193					7711134054		
SCL0551	CITROEN	205074		9, 11, 13.	SCL4113	RENAULT	7701467224		70.
		2050V9					7711134810		
SCL0551	PEUGEOT	205143		44, 49.	SCL4114	RENAULT	7701466774		70, 71.
		2052A6					7711134062		
SCL4096	RENAULT	2050H3		59, 60, 74.	SCL4115	RENAULT	7701467492		77.
		205177					7711134812		
SCL4096	RENAULT	205287		59, 60, 74.	SCL4116	RENAULT	7701467493		62, 63.
		2050J2					7711134811		
SCL4096	RENAULT	205177		59, 60, 74.	SCL4117	VOLVO	272443		94.
		205286					7701471253		
SCL4097	RENAULT	7701464763		17.	SCL4118	RENAULT	7701469244		74.
		7701469025					7711134808		
SCL4097	RENAULT	7711134048		59, 60, 61, 66, 69, 74.	SCL4119	RENAULT	7701471253		74.
		7701464768					7711134812		
SCL4098	DACIA	-		17.	SCL4120	RENAULT	7701466686		62, 63.
		7701349937					7711134811		
SCL4098	RENAULT	7701463616		61, 63, 64, 65, 78, 79.	SCL4121	RENAULT	7701466808		74.
		7701469026					7701468415		
SCL4098	RENAULT	7711130003		61, 63, 64, 65, 78, 79.	SCL4122	RENAULT	7701468337		74.
		7711134049					7701464044		
SCL4099	RENAULT	7701463623		61, 63, 64, 65, 78, 79.	SCL4123	RENAULT	7701468413		74.
		7701472068					7711134815		
SCL4099	RENAULT	7711134056		61, 63, 64, 65, 78, 79.	SCL4124	OPEL	4403734		43.
		7711134822					4404093		
SCL4100	RENAULT	7701462398		78.	SCL4125	RENAULT	7701470690		68, 69, 70, 72, 73, 75, 78.
		7711134817					7711134857		
SCL4101	RENAULT	7701462355		63, 66, 79.	SCL4126	RENAULT	770130032		66, 71, 73, 75, 76.
		7711134849					7711134829		
SCL4102	RENAULT	7701465180		60, 61, 62, 63, 64, 65, 66, 67, 78.	SCL4127	RENAULT	7701470246		72, 73, 75.
		7701466296					7701470246		
SCL4102	VOLVO	7711134046		94.	SCL4128	RENAULT	7701469423		72, 73, 75.
		7711134063					7711134816		
SCL4103	RENAULT	33442864		61, 65, 68, 69.	SCL4129	RENAULT	7701470691		68, 69, 70, 71, 72, 73, 74, 75.
		7701463207					7701477055		
SCL4103	RENAULT	7711134055		61, 65, 68, 69.	SCL4129	RENAULT	7711134827		68, 69, 70, 71, 72, 73, 74, 75.
		7701463207					7711134827		
SCL4104	DACIA	-		17.	SCL4129	RENAULT	6001548020		68, 69, 71, 72, 73, 74.
		7701349932					7701468831		
SCL4104	RENAULT	7711130001		60, 61, 76, 78.	SCL4129	RENAULT	7701468831		72, 73, 75.
		7711134047					7711134829		
SCL4105	RENAULT	7701471256		77.	SCL4129	RENAULT	7701470246		72, 73, 75.
		7711134819					7701469423		
SCL4106	RENAULT	7701465179		60, 61, 62, 63, 66, 76, 78.	SCL4129	RENAULT	7701469423		72, 73, 75.
		7711130002					7711134816		
SCL4106	RENAULT	7711134044		60, 61, 62, 63, 66, 76, 78.	SCL4129	RENAULT	7701470691		68, 69, 70, 71, 72, 73, 74, 75.
		7701465179					7701477055		
SCL4106	RENAULT	7711130002		60, 61, 62, 63, 66, 76, 78.	SCL4129	RENAULT	7711134827		68, 69, 70, 71, 72, 73, 74, 75.
		7711134044					7711134827		

 Référence OE échange standard / Rebuilt OE reference
































	MARQUE Make	OE				MARQUE Make	OE		
SCL4130	RENAULT	7701468869		68, 69, 70, 71, 72, 73, 74, 75.	SCL6394	FIAT	5888464		18, 19, 21, 23.
SCL4131	RENAULT	7701468868		70, 71.			5888480		
SCL4132	RENAULT	7701468232		66, 76.			5888488		
		7701468828				LANCIA	5888400		30.
		7701478120					5888464		
		7711130037					5888488		
		7711134826				YUGO ZAST.	5888488		96.
SCL4336	JEEP	8304637112*		29.	SCL6395	FIAT	5888398		18, 19, 20, 21, 23.
SCL4337	OPEL	4404089		43.			5888475		
		4501617					5890343		
	RENAULT	7701472001		78.			5892110		
		7711134856					5892499		
SCL4338	RENAULT	7701470986		66, 67, 69, 70, 71, 72,			5894041		
		7701478126		73, 75, 76.			71711622		
		7711134828					71711625		
		7711134839				INNOCENTI	5888398		29.
SCL4339	RENAULT	7701471838		72, 73, 74, 75.			5890343		
		7701477112				LANCIA	5888398		31.
		7711135431					5890343		
SCL4340	RENAULT	7701471469		67, 68, 70, 71, 72, 73, 74, 75.			71711622		
		7701477110					71711625		
		7711135430				SEAT	5888398		81, 82, 83.
SCL4341	RENAULT	7701473964		67, 68, 70, 71, 74, 75.			71711625		
		7701476257					SE028125000C		
		7701479194				YUGO ZAST.	5888475		96.
		7711134888			SCL6396	ALFAROMEO	5888734		1.
SCL5901	RENAULT	7701473648*		71.			5894752		
		7701476327*					5888734		
		7711135439*				LANCIA	5888734		30.
SCL5903	RENAULT	7701472773*		71.	SCL6397	FIAT	5890415		21.
		7701474546*			SCL6398	FIAT	5888399		18, 19, 21.
		7701477056*					5890416		
		7711135428*					5890949		
SCL5905	RENAULT	7701472700*		69, 75.			5893841		
		7701475345*				LANCIA	5888399		31.
		7701478114			SCL6399	FIAT	5888516		19, 20, 21.
		7711135970*					5892496		
SCL5907	RENAULT	7701472757*		69, 70, 75.			71711436		
		7701475386*				LANCIA	5888516		30.
		7711135971*					5892496		
SCL5909	RENAULT	7701472771*		71.			71711436		
		7701475387*				YUGO ZAST.	5892496		96.
		7701478559			SCL6400	FIAT	5888514		19, 20, 21, 23.
		7711135972*					5888541		
SCL6392	BMW	21211223096		3, 4.			5888789		
		21211223218					5888809		
		21211223569					5892004		
		21211223570					5894047		
SCL6393	BMW	21201223377		3, 4, 5.		INNOCENTI	5888809		29.
		21201223395					5892004		
		21201225682				LANCIA	5888809		30.
		21211223109					5892004		
		21211223377				YUGO ZAST.	5892004		96.
		21211223395			SCL6401	ALFAROMEO	60809288		1.
		21211223546				FIAT	5888963		19, 20, 23.
SCL6394	FIAT	5888340		18, 19, 21, 23.			5890853		
		5888352				LANCIA	5888963		30.


Cross SASIC > OE




















Les références constructeurs (OE) ne servent qu'à identifier les pièces et sont données à titre indicatif.

References from car makers or OE suppliers, are given for identification of the parts and have only a guidance value.

*Notre kit n'inclut pas toutes les pièces de l'OE / All parts of OE are not included in our kit

	MARQUE Make	OE				MARQUE Make	OE		
SCL6401	LANCIA	5890853 71711439		30.	SCL6424	VWG	068198141BX 068198141EX		85, 88.
SCL6402	FORD	5014183 5029550		24, 25, 26.	SCL6425	SEAT VWG	052198141BX 052198141BX 052198141CX	  	82, 83. 85, 86, 87, 88, 90, 91, 92.
SCL6403	FORD	5010483 5014445		24, 25, 26, 27.	SCL6426	SEAT VWG	027198141AX 027198141X 027198141AX 027198141BX 027198141X	    	81, 82, 83. 85, 86, 87, 88, 92.
SCL6404	FORD	5010145 5013615 5021098 5023474		24, 25, 26, 27, 28.	SCL6427	SEAT VWG	027198141CX 027198141CX	 	81, 82, 83. 86, 87, 88, 92.
SCL6405	FORD	5018851		25, 26, 27.	SCL6428	SEAT VWG	1L0198006 1L0198006		81, 82, 83, 86. 87, 91, 92.
SCL6406	FORD	5014457		27, 28.	SCL6429	SEAT VWG	1L0198012 1L0198012		81, 82, 83. 87, 92.
SCL6407	FORD	5014443 5020673		24, 26.	SCL6430	VWG	028198141A 028198141AX 028198141X	 	87, 89, 90, 93.
SCL6408	FORD	1007375 1009135 1009136 5020672		24, 25, 26, 27, 28.	SCL6431	VOLVO	33442872		94.
SCL6409	FORD	5024278 5026004 5027442	 	24, 26, 27, 28.	SCL6432	VOLVO	2712651		94, 95.
SCL6410	FORD	5024279 5026005		24, 26, 27, 28.	SCL6433	FIAT	5892775 5894335 5894380 71711441		18, 19, 20, 21.
SCL6411	FORD	5024280 5026006 5026192 5027204 5029456		24, 25, 26, 27.	SCL6434	SEAT VWG	1L0198010 032198141AX 1L0198010		81, 82, 83, 86. 87, 91, 92.
SCL6412	FORD	5026185		28.	SCL6435	FORD	5020270 5021097		27, 28.
SCL6413	OPEL	1606554 1606563		37, 39, 40, 41, 42, 43.	SCL6436	ALFA ROMEO	5894979		1.
SCL6414	OPEL	1606954 1606960		37, 39, 40, 41, 42, 43.	SCL6437	AUDI	-		2.
SCL6415	OPEL	1606702 1606725 1606726 1606959		37, 38, 39, 41, 42.	SCL6438	BMW	21211223093 21211226137		3, 4, 5.
SCL6416	OPEL	1606961		39, 40, 43.	SCL6439	BMW	21211223031 21211223135		4, 5.
SCL6417	OPEL	-		41.	SCL6440	ALFA ROMEO	60777039 60778349 5888746 60777039 60778349		1. 18. 30.
SCL6418	ROVER	GCK355AF		80.	SCL6441	FIAT	5895088		22.
SCL6419	SEAT	SE02112500C		81, 82, 83.	SCL6442	FIAT	5893657 5894383		19.
SCL6420	SEAT	SE028125000A SE028125000D		81, 82, 83.	SCL6443	FORD	5028342		27.
SCL6421	AUDI VWG	052198141AX 052198141AX	 	2. 85, 86, 88, 90, 91.	SCL6444	NISSAN	3000101B95 3000141B94 300014F125 300015F625		36.
SCL6423	ROVER SEAT VWG	GCK146AF 055198141BX 055198141CX 055198141BX 055198141CX	   	80. 83. 85, 86, 88, 92.					












 Référence OE échange standard / Rebuilt OE reference

	MARQUE Make	OE				MARQUE Make	OE				
SCL6445	OPEL	1606010		37, 38, 39, 40, 41, 42, 43.	SCL6852	FIAT	5895416		18.		
		1606011					5895417				
		1606026					71718685				
		1606684					LANCIA			5895416	31.
		1606724					5895417				
1606759	SCL6853	FORD	5028344	5029606	27.						
SCL6446	SEAT	SE021125000D		81, 82, 83.	SCL6854	MERCEDES	2012500301		32, 33, 34, 35.		
SCL6447	SEAT	030198141X		81, 82, 83.	SCL6855	OPEL	1606564		37, 39, 41.		
	VWG	030198141X		87, 91, 92.							
SCL6448	AUDI	-		2, 3.	SCL6856	FIAT	71711061		18, 20, 21, 23.		
	VWG	-		90.			71734935				
SCL6449	AUDI	028198141BX		3.	SCL6856	INNOCENTI	71736575		29.		
	VWG	028198141BX		90.			71736575				
SCL6450	FORD	1087033		25, 26, 27.	SCL6864	FORD	5027446		24, 25, 26, 27.		
		1147907									
		5029118									
		5029607									
SCL6451	FORD	1021377		24, 26, 28.							
		1029147									
		1086996									
SCL6452	FORD	5021129		27, 28.							
		5026186									
		5026187									
		5026188									
SCL6453	MERCEDES	-		33.							
SCL6454	MERCEDES	-		35.							
SCL6455	MERCEDES	1242500101		32, 33, 34, 35.							
SCL6456	OPEL	1606978		38.							
SCL6457	OPEL	1606968		38, 42.							
SCL6458	SEAT	-		81, 82, 83.							
	VWG	-		85, 87, 89, 90, 92, 93.							
SCL6459	VWG	028198141DX		91.							
SCL6460	VWG	068198141DX		93.							
SCL6461	BMW	21201225738		3, 4.							
		21211223101									
SCL6851	SEAT	068198141BX		81, 82, 83.							
	VWG	068198141BX		86, 87, 88, 92.							
		068198141EX									























































































Les références constructeurs (OE) ne servent qu'à identifier les pièces et sont données à titre indicatif.

References from car makers or OE suppliers, are given for identification of the parts and have only a guidance value.

*Notre kit n'inclut pas toutes les pièces de l'OE / All parts of OE are not included in our kit

OE				OE			
ALFA ROMEO				205001		SCL0192	6, 14.
5894752		SCL6396	1.	205002		SCL0221	14.
5894979		SCL6436	1.	205003		SCL0189	6, 7, 11, 13, 14, 15.
60777039		SCL6440	1.	205004		SCL0221	14.
60778349		SCL6440	1.	205008		SCL0198	6.
60809288		SCL6401	1.	205009		5100006	16.
AUDI				205011		SCL0229	16.
-		SCL6437	2.	205013		SCL0207	7, 8, 12, 13, 14.
-		SCL6448	2, 3.	205015		SCL0232	10, 12, 13.
028198141BX		SCL6449	3.	205017		SCL0206	7, 11, 13.
03G141015L		5106005	2.	205025		SCL0193	7, 8, 9, 12, 13, 14, 15.
052198141AX		SCL6421	2.	205027		SCL0224	7.
BMW				205031		SCL0228	10, 13.
21201223377		SCL6393	3, 4, 5.	205033		SCL0186	10.
21201223395		SCL6393	3, 4, 5.	205035		SCL0206	7, 11, 13.
21201225682		SCL6393	3, 4, 5.	205037		SCL0225	12, 13, 14.
21201225738		SCL6461	3, 4.	205038		SCL0225	12, 13, 14.
21211223031		SCL6439	4, 5.	205039		SCL0205	11, 16.
21211223093		SCL6438	3, 4, 5.	205041		SCL0225	12, 13, 14.
21211223096		SCL6392	3, 4.	205042		SCL0225	12, 13, 14.
21211223101		SCL6461	3, 4.	205043		SCL0231	6, 11, 13, 14, 15.
21211223109		SCL6393	3, 4, 5.	205045		SCL0222	6, 11, 13, 14.
21211223135		SCL6439	4, 5.	205047		SCL0228	10, 13.
21211223218		SCL6392	3, 4.	205051		SCL0200	10, 12.
21211223377		SCL6393	3, 4, 5.	205053		SCL0531	7, 12, 13, 14, 15.
21211223395		SCL6393	3, 4, 5.	205055		SCL0525	7, 12, 13, 14, 15.
21211223546		SCL6393	3, 4, 5.	205065		SCL0540	11, 15, 16.
21211223569		SCL6392	3, 4.	205071		SCL0550	7, 12, 13.
21211223570		SCL6392	3, 4.	205073		SCL0209	12.
21211226137		SCL6438	3, 4, 5.	205075		SCL0535	10, 16.
CITROEN				205077		SCL0536	7, 12, 14.
-		SCL0196	15.	205083		SCL0206	7, 11, 13.
-		SCL0233	15.	205087		SCL0224	7.
		SCL0526	9, 10, 12, 14, 16.	205089		SCL0208	10, 12.
200185		SCL0214	15.	205095		SCL0539	7, 9, 10, 11, 13, 14, 16.
200188		SCL0187	8, 12.	205097		SCL0528	9, 10, 12, 16.
2004A6		SCL0226	9, 15.	205099		SCL0197	12, 14.
2004F7		SCL0195	8.	2050A3		SCL0197	12, 14.
2004F8		SCL0190	8, 12.	2050C3		SCL0531	7, 12, 13, 14, 15.
2004H0		SCL0197	12, 14.	2050C5		SCL0525	7, 12, 13, 14, 15.
2004H1		SCL0182	6, 10, 11, 12.	2050C7		SCL0227	10.
2004H7		SCL0524	9.	2050C9		SCL0540	11, 15, 16.
2004L7		SCL0185	13.	2050E1		SCL0541	11, 16.
2004L8		SCL0197	12, 14.	2050E3		SCL0228	10, 13.
2004L9		SCL0225	12, 13, 14.	2050E7		SCL0526	9, 10, 12, 14, 16.
2004N0		SCL0194	12, 13, 14.	2050E8		SCL0227	10.
2004N1		SCL0197	12, 14.	2050F3		SCL0543	9, 10.
2004N2		SCL0225	12, 13, 14.	2050G1		SCL0526	9, 10, 12, 14, 16.
2004N5		SCL0194	12, 13, 14.	2050G3		SCL0188	8, 12, 15.
2004N9		SCL0222	6, 11, 13, 14.	2050G5		SCL0193	7, 8, 9, 12, 13, 14, 15.
2004Q1		SCL0204	11, 16.	2050G9		SCL0527	7, 13.
2004Q7		SCL0203	11, 16.	2050H3		SCL0551	9, 11, 13.
2004Q9		SCL0202	15.	2050H5		SCL0545	7, 11, 13.
2004R8		SCL0223	13.	2050H7		SCL0539	7, 9, 10, 11, 13, 14, 16.
2004S2		SCL0200	10, 12.	2050H9		SCL0224	7.
2004S3		SCL0201	10.	2050J1		SCL0231	6, 11, 13, 14, 15.
2004S4		SCL0199	10, 12, 16.	2050J3		SCL0548	16.
2004S9		SCL0549	13.	2050J5		SCL0534	7, 14.
2004T1		SCL0185	13.	2050J7		SCL0528	9, 10, 12, 16.
2020X9		SCL0204	11, 16.	2050J9		SCL0544	16.
				2050K3		SCL0537	14.











OE				OE			
2050K5		SCL0526	9, 10, 12, 14, 16.	205132		SCL0185	13.
2050K7		SCL0543	9, 10.	205133		SCL0526	9, 10, 12, 14, 16.
2050L1		5100003	14.	205137		SCL0543	9, 10.
2050N1		SCL0539	7, 9, 10, 11, 13, 14, 16.	205142		SCL0528	9, 10, 12, 16.
2050N3		SCL0547	9.	205148		SCL0527	7, 13.
2050Q3		SCL0543	9, 10.	205165		SCL0538	10, 12, 16.
2050R0		5100003	14.	205177		SCL0551	9, 11, 13.
2050R2		5100002	16.	205187		SCL0222	6, 11, 13, 14.
2050R4		SCL0547	9.	205188		SCL0231	6, 11, 13, 14, 15.
2050R6		SCL0545	7, 11, 13.	205189		SCL0206	7, 11, 13.
2050R8		SCL0534	7, 14.	205190		SCL0225	12, 13, 14.
2050S2		SCL0548	16.	205191		SCL0531	7, 12, 13, 14, 15.
2050S4		SCL0229	16.	205192		SCL0197	12, 14.
2050S6		SCL0529	13.	205193		SCL0550	7, 12, 13.
2050S8		SCL0535	10, 16.	205194		SCL0525	7, 12, 13, 14, 15.
2050T0		SCL0225	12, 13, 14.	205195		SCL0536	7, 12, 14.
2050T1		SCL0208	10, 12.	205196		SCL0232	10, 12, 13.
2050T2		SCL0200	10, 12.	205198		SCL0228	10, 13.
2050T2		SCL0208	10, 12.	205199		SCL0227	10.
2050T4		SCL0194	12, 13, 14.	2051A0		SCL0539	7, 9, 10, 11, 13, 14, 16.
2050T8		SCL0526	9, 10, 12, 14, 16.	2051A1		SCL0224	7.
2050V0		SCL0528	9, 10, 12, 16.	2051A2		SCL0229	16.
2050V2		SCL0232	10, 12, 13.	2051A3		SCL0535	10, 16.
2050V4		SCL0544	16.	2051A4		SCL0202	15.
2050W0		SCL0550	7, 12, 13.	2051A4		SCL0540	11, 15, 16.
2050W1		SCL0190	8, 12.	2051A5		SCL0528	9, 10, 12, 16.
2050W2		SCL0187	8, 12.	2051A6		SCL0203	11, 16.
2050W4		SCL0193	7, 8, 9, 12, 13, 14, 15.	2051A7		SCL0204	11, 16.
2050W6		SCL0188	8, 12, 15.	2051A8		SCL0205	11, 16.
2050W8		SCL0206	7, 11, 13.	2051A9		SCL0527	7, 13.
2050X0		SCL0525	7, 12, 13, 14, 15.	2051C0		5100003	14.
2050X1		SCL0527	7, 13.	2051C1		SCL0545	7, 11, 13.
2050X5		SCL0222	6, 11, 13, 14.	2051C3		SCL0537	14.
2050X7		SCL0203	11, 16.	2051C4		SCL0534	7, 14.
2050Y3		SCL0197	12, 14.	2051C6		SCL0526	9, 10, 12, 14, 16.
2050Y5		SCL0549	13.	2051C8		SCL0543	9, 10.
2050Z0		SCL0540	11, 15, 16.	2051C9		SCL0548	16.
2050Z2		SCL0228	10, 13.	2051E0		5100002	16.
2050Z2		SCL0538	10, 12, 16.	2051E4		5100007	9.
2050Z4		SCL0541	11, 16.	2051E5		SCL0547	9.
2050Z6		SCL0205	11, 16.	2051E6		SCL0539	7, 9, 10, 11, 13, 14, 16.
2050Z9		SCL0533	13.	2051E7		SCL0547	9.
205102		SCL0187	8, 12.	2051F7		5100011	9, 14.
205103		SCL0182	6, 10, 11, 12.	2051F9		SCL0528	9, 10, 12, 16.
205104		SCL0183	6, 10, 11, 12.	2051H0		SCL0526	9, 10, 12, 14, 16.
205105		SCL0211	7, 11, 12, 15.	205200		SCL0227	10.
205106		SCL0188	8, 12, 15.	205205		SCL0542	9, 13.
205107		SCL0215	8, 9, 10.	205207		SCL0211	7, 11, 12, 15.
205108		SCL0191	9.	205208		SCL0215	8, 9, 10.
205109		SCL0184	9.	205212		SCL0184	9.
205110		SCL0192	6, 14.	205214		SCL0530	15.
205111		SCL0189	6, 7, 11, 13, 14, 15.	205216		SCL0223	13.
205113		SCL0193	7, 8, 9, 12, 13, 14, 15.	205221		SCL0214	15.
205114		SCL0221	14.	205231		SCL0185	13.
205116		SCL0193	7, 8, 9, 12, 13, 14, 15.	205241		SCL0526	9, 10, 12, 14, 16.
205117		SCL0190	8, 12.	205257		SCL0528	9, 10, 12, 16.
205122		SCL0191	9.	205261		SCL0543	9, 10.
205124		SCL0214	15.	205262		SCL0526	9, 10, 12, 14, 16.
205127		SCL0198	6.	205281		SCL0539	7, 9, 10, 11, 13, 14, 16.
205129		SCL0194	12, 13, 14.	205287		SCL0551	9, 11, 13.
205131		SCL0529	13.	205289		SCL0231	6, 11, 13, 14, 15.
















CROSS OE > SASIC

Les références constructeurs (OE) ne servent qu'à identifier les pièces et sont données à titre indicatif.

References from car makers or OE suppliers, are given for identification of the parts and have only a guidance value.

*Notre kit n'inclut pas toutes les pièces de l'OE / All parts of OE are not included in our kit







OE				OE			
205293		SCL0221	14.	5894047		SCL6400	19, 20, 21, 23.
205294		SCL0189	6, 7, 11, 13, 14, 15.	5894335		SCL6433	18, 19, 20, 21.
2052A0		SCL0207	7, 8, 12, 13, 14.	5894380		SCL6433	18, 19, 20, 21.
2052E1		5100007	9.	5894383		SCL6442	19.
2052E3		SCL0525	7, 12, 13, 14, 15.	5895088		SCL6441	22.
2052E7		SCL0527	7, 13.	5895416		SCL6852	18.
2052F1		SCL0528	9, 10, 12, 16.	5895417		SCL6852	18.
2052K2		SCL0526	9, 10, 12, 14, 16.	60777039		SCL6440	18.
79596205		SCL0226	9, 15.	60778349		SCL6440	18.
9402050780		SCL0535	10, 16.	71711061		SCL6856	18, 20, 21, 23.
95559036		SCL0182	6, 10, 11, 12.	71711436		SCL6399	19, 20, 21.
95559046		SCL0524	9.	71711441		SCL6433	18, 19, 20, 21.
95596205		SCL0226	9, 15.	71711622		SCL6395	18, 19, 20, 21, 23.
95623206		SCL0190	8, 12.	71711625		SCL6395	18, 19, 20, 21, 23.
95624927		SCL0211	7, 11, 12, 15.	71711642		SCL0186	20, 21.
95650913		SCL0183	6, 10, 11, 12.	71718685		SCL6852	18.
95650980		SCL0184	9.	71734935		SCL6856	18, 20, 21, 23.
95650981		SCL0191	9.	71736575		SCL6856	18, 20, 21, 23.
95650982		SCL0215	8, 9, 10.	9402050480		SCL0228	20, 22.
95658526		SCL0185	13.	9402050648		SCL0538	20, 22.
95659513		SCL0530	15.	9402050780		SCL0535	23.
95661744		SCL0198	6.	9402050900		SCL0208	20.
95666912		SCL0193	7, 8, 9, 12, 13, 14, 15.	9402050928		SCL0232	23.
95666913		SCL0188	8, 12, 15.	9402050968		SCL0528	21, 23.
95666914		SCL0215	8, 9, 10.	9464207180		SCL0539	23.
95666916		SCL0190	8, 12.	9464214880		SCL0526	20.
95668122		SCL0529	13.	9464389880		SCL0543	21.
		DACIA		9464400580		SCL0548	23.
-		SCL4098	17.	9464478080		SCL0540	22.
-		SCL4104	17.	9464866080		SCL0539	23.
		FIAT		95650981		SCL0191	22.
-		SCL0226	21, 22.	95659513		SCL0530	21, 22, 23.
5888340		SCL6394	18, 19, 21, 23.	9567207287		SCL0541	22.
5888352		SCL6394	18, 19, 21, 23.	9567217080		SCL0200	20.
5888398		SCL6395	18, 19, 20, 21, 23.	9567218280		SCL0199	20, 23.
5888399		SCL6398	18, 19, 21.	9567460680		SCL0229	23.
5888464		SCL6394	18, 19, 21, 23.	9567718080		SCL0201	20.
5888475		SCL6395	18, 19, 20, 21, 23.	9664478080		SCL0540	22.
5888480		SCL6394	18, 19, 21, 23.			FORD	
5888488		SCL6394	18, 19, 21, 23.	-		5106001	24, 25, 26, 27, 28.
5888514		SCL6400	19, 20, 21, 23.	1007375		SCL6408	24, 25, 26, 27, 28.
5888516		SCL6399	19, 20, 21.	1009135		SCL6408	24, 25, 26, 27, 28.
5888541		SCL6400	19, 20, 21, 23.	1009136		SCL6408	24, 25, 26, 27, 28.
5888734		SCL6396	18, 20.	1021377		SCL6451	24, 26, 28.
5888746		SCL6440	18.	1029147		SCL6451	24, 26, 28.
5888789		SCL6400	19, 20, 21, 23.	1086996		SCL6451	24, 26, 28.
5888809		SCL6400	19, 20, 21, 23.	1087033		SCL6450	25, 26, 27.
5888963		SCL6401	19, 20, 23.	1147907		SCL6450	25, 26, 27.
5890343		SCL6395	18, 19, 20, 21, 23.	5010145		SCL6404	24, 25, 26, 27, 28.
5890415		SCL6397	21.	5010483		SCL6403	24, 25, 26, 27.
5890416		SCL6398	18, 19, 21.	5013615		SCL6404	24, 25, 26, 27, 28.
5890853		SCL6401	19, 20, 23.	5014183		SCL6402	24, 25, 26.
5890949		SCL6398	18, 19, 21.	5014443		SCL6407	24, 26.
5892004		SCL6400	19, 20, 21, 23.	5014445		SCL6403	24, 25, 26, 27.
5892110		SCL6395	18, 19, 20, 21, 23.	5014457		SCL6406	27, 28.
5892496		SCL6399	19, 20, 21.	5018851		SCL6405	25, 26, 27.
5892499		SCL6395	18, 19, 20, 21, 23.	5020270		SCL6435	27, 28.
5892775		SCL6433	18, 19, 20, 21.	5020672		SCL6408	24, 25, 26, 27, 28.
5893657		SCL6442	19.	5020673		SCL6407	24, 26.
5893841		SCL6398	18, 19, 21.	5021097		SCL6435	27, 28.
5894041		SCL6395	18, 19, 20, 21, 23.	5021098		SCL6404	24, 25, 26, 27, 28.

OE				OE			
5021129		SCL6452	27, 28.	MERCEDES			
5023474		SCL6404	24, 25, 26, 27, 28.	-		SCL6453	33.
5024278		SCL6409	24, 26, 27, 28.	-		SCL6454	35.
5024279		SCL6410	24, 26, 27, 28.	1242500101		SCL6455	32, 33, 34, 35.
5024280		SCL6411	24, 25, 26, 27.	2012500301		SCL6854	32, 33, 34, 35.
5026004		SCL6409	24, 26, 27, 28.	NISSAN			
5026005		SCL6410	24, 26, 27, 28.	-		SCL0222	36.
5026006		SCL6411	24, 25, 26, 27.	3000100QAC		5104006	36.
5026185		SCL6412	28.	3000100QAD		5104002	36.
5026186		SCL6452	27, 28.	3000100QAY		5104006	36.
5026187		SCL6452	27, 28.	3000100QOA		5104006	36.
5026188		SCL6452	27, 28.	3000101B95		SCL6444	36.
5026192		SCL6411	24, 25, 26, 27.	3000141B94		SCL6444	36.
5027204		SCL6411	24, 25, 26, 27.	300014F125		SCL6444	36.
5027442		SCL6409	24, 26, 27, 28.	300015F625		SCL6444	36.
5027446		SCL6864	24, 25, 26, 27.	OPEL			
5028342		SCL6443	27.	-		SCL4108	43.
5028344		SCL6853	27.	-		SCL6417	41.
5029118		SCL6450	25, 26, 27.	1606010		SCL6445	37, 38, 39, 40, 41, 42, 43.
5029456		SCL6411	24, 25, 26, 27.	1606011		SCL6445	37, 38, 39, 40, 41, 42, 43.
5029550		SCL6402	24, 25, 26.	1606026		SCL6445	37, 38, 39, 40, 41, 42, 43.
5029606		SCL6853	27.	1606155		5106002	39, 43.
5029607		SCL6450	25, 26, 27.	1606554		SCL6413	37, 39, 40, 41, 42, 43.
INNOCENTI				1606563		SCL6413	37, 39, 40, 41, 42, 43.
5888398		SCL6395	29.	1606564		SCL6855	37, 39, 41.
5888809		SCL6400	29.	1606684		SCL6445	37, 38, 39, 40, 41, 42, 43.
5890343		SCL6395	29.	1606702		SCL6415	37, 38, 39, 41, 42.
5892004		SCL6400	29.	1606724		SCL6445	37, 38, 39, 40, 41, 42, 43.
71736575		SCL6856	29.	1606725		SCL6415	37, 38, 39, 41, 42.
JEEP				1606726		SCL6415	37, 38, 39, 41, 42.
8304637112*		SCL4336	29.	1606759		SCL6445	37, 38, 39, 40, 41, 42, 43.
LANCIA				1606954		SCL6414	37, 39, 40, 41, 42, 43.
5888398		SCL6395	31.	1606959		SCL6415	37, 38, 39, 41, 42.
5888399		SCL6398	31.	1606960		SCL6414	37, 39, 40, 41, 42, 43.
5888400		SCL6394	30.	1606961		SCL6416	39, 40, 43.
5888464		SCL6394	30.	1606968		SCL6457	38, 42.
5888488		SCL6394	30.	1606978		SCL6456	38.
5888516		SCL6399	30.	4403734		SCL4124	43.
5888734		SCL6396	30.	4403848		5104002	43.
5888746		SCL6440	30.	4404089		SCL4337	43.
5888809		SCL6400	30.	4404093		SCL4124	43.
5888963		SCL6401	30.	4404147		5104006	43.
5890343		SCL6395	31.	4414962		5104005	43.
5890853		SCL6401	30.	4501291		5104001	53.
5892004		SCL6400	30.	4501617		SCL4337	43.
5892496		SCL6399	30.	PEUGEOT			
5892775		SCL6433	31.	-		SCL0196	57.
5894380		SCL6433	31.	-		SCL0213	53.
5895416		SCL6852	31.	-		SCL0220	45.
5895417		SCL6852	31.	-		SCL0233	56.
71711436		SCL6399	30.	200185		SCL0214	45, 49.
71711439		SCL6401	30.	200186		SCL0190	46, 47, 49, 50.
71711622		SCL6395	31.	200188		SCL0187	46, 47, 49.
71711625		SCL6395	31.	200192		SCL0218	52, 53.
71711642		SCL0186	31.	200194		SCL0216	57.
9402050480		SCL0228	31.	200199		SCL0211	44, 45.
9402050968		SCL0528	30, 31.	200487		SCL0188	45, 47, 49, 50.
9464214880		SCL0526	30.	200488		SCL0218	52, 53.
9464389880		SCL0543	30.	200490		SCL0212	52, 53.
9567718080		SCL0201	31.	200491		SCL0210	52, 53.
				200493		SCL0192	44, 45, 49.



























































































Les références constructeurs (OE) ne servent qu'à identifier les pièces et sont données à titre indicatif.

References from car makers or OE suppliers, are given for identification of the parts and have only a guidance value.

*Notre kit n'inclut pas toutes les pièces de l'OE / All parts of OE are not included in our kit

OE				OE			
PEUGEOT				205070		SCL0206	45, 46, 47, 48, 57, 58.
200496		SCL0193	45, 46, 47, 48, 49, 50, 51, 58.	205074		SCL0550	48, 51, 58.
2004A6		SCL0226	56.	205076		SCL0209	51.
2004A7		SCL0191	57.	205087		SCL0224	57, 58.
2004A8		SCL0530	56, 57.	205090		SCL0208	54, 56.
2004A9		SCL0191	57.	205092		SCL0544	56.
2004C0		SCL0216	57.	205094		SCL0526	46, 49, 51, 52, 54, 56.
2004C6		SCL0216	57.	205096		SCL0528	51, 54, 56.
2004F4		SCL0193	45, 46, 47, 48, 49, 50, 51, 58.	205098		SCL0527	46.
2004F5		SCL0188	45, 47, 49, 50.	2050A0		SCL0201	54.
2004F6		SCL0215	45, 49, 50.	2050A1		SCL0539	46, 49, 51, 58.
2004F7		SCL0195	50.	2050A3		SCL0197	48, 51.
2004F8		SCL0190	46, 47, 49, 50.	2050C2		SCL0531	46, 48, 58.
2004F9		SCL0230	54.	2050C4		SCL0525	48, 51, 58.
2004G3		SCL0529	54.	2050C6		SCL0542	52, 54.
2004G5		SCL0211	44, 45.	2050C7		SCL0227	54.
2004G7		SCL0206	45, 46, 47, 48, 57, 58.	2050C8		SCL0543	52, 54.
2004G9		SCL0225	48, 49, 51, 53.	2050E2		SCL0538	54, 56.
2004N1		SCL0197	48, 51.	2050E3		SCL0228	54.
2004N2		SCL0225	48, 49, 51, 53.	2050E4		SCL0540	55.
2004N3		SCL0194	48, 51, 53.	2050E6		SCL0541	55.
2004N4		SCL0198	44.	2050E8		SCL0227	54.
2004N6		SCL0194	48, 51, 53.	2050F0		SCL0526	46, 49, 51, 52, 54, 56.
2004N8		SCL0222	44.	2050F4		SCL0188	45, 47, 49, 50.
2004Q0		SCL0204	55.	2050F6		SCL0526	46, 49, 51, 52, 54, 56.
2004Q6		SCL0203	55.	2050F8		SCL0193	45, 46, 47, 48, 49, 50, 51, 58.
2004Q8		SCL0202	55.	2050G2		SCL0539	46, 49, 51, 58.
2004R0		SCL0540	55.	2050G5		SCL0193	45, 46, 47, 48, 49, 50, 51, 58.
2004R4		SCL0549	54.	2050G6		SCL0548	56.
2004R9		SCL0208	54, 56.	2050G8		SCL0231	44, 45, 46, 47.
2004S0		SCL0201	54.	2050H0		SCL0545	45, 46, 47, 48, 57, 58.
2004S1		SCL0199	54, 56.	2050H4		SCL0547	44, 46, 49.
2004S2		SCL0200	54, 56.	2050H9		SCL0224	57, 58.
2004T0		SCL0217	53, 54.	2050J0		SCL0546	49.
205000		SCL0192	44, 45, 49.	2050J2		SCL0551	44, 49.
205002		SCL0221	44, 47, 50.	2050J4		SCL0526	46, 49, 51, 52, 54, 56.
205003		SCL0189	44, 45, 49, 50.	2050J6		SCL0534	49, 58.
205004		SCL0221	44, 47, 50.	2050K2		SCL0528	51, 54, 56.
205006		SCL0206	45, 46, 47, 48, 57, 58.	2050K4		5100002	55, 56.
205007		SCL0219	44.	2050K6		SCL0526	46, 49, 51, 52, 54, 56.
205010		5100006	56.	2050L0		SCL0543	52, 54.
205012		SCL0229	56.	2050N2		SCL0526	46, 49, 51, 52, 54, 56.
205014		SCL0207	45, 46, 47, 48, 49, 50, 51, 58.	2050P2		SCL0536	49, 58.
205015		SCL0232	51, 52, 54.	2050Q9		SCL0543	52, 54.
205026		SCL0193	45, 46, 47, 48, 49, 50, 51, 58.	2050R1		5100002	55, 56.
205027		SCL0224	57, 58.	2050R3		SCL0545	45, 46, 47, 48, 57, 58.
205031		SCL0228	54.	2050R5		SCL0534	49, 58.
205033		SCL0186	54.	2050R7		SCL0547	44, 46, 49.
205036		SCL0206	45, 46, 47, 48, 57, 58.	2050R9		SCL0535	56.
205038		SCL0225	48, 49, 51, 53.	2050S1		SCL0548	56.
205040		SCL0205	55.	2050S3		SCL0229	56.
205042		SCL0225	48, 49, 51, 53.	2050S5		SCL0529	54.
205044		SCL0231	44, 45, 46, 47.	2050S9		SCL0225	48, 49, 51, 53.
205046		SCL0222	44.	2050T1		SCL0200	54, 56.
205047		SCL0228	54.	2050T1		SCL0208	54, 56.
205050		SCL0541	55.	2050T3		SCL0194	48, 51, 53.
205052		SCL0200	54, 56.	2050T5		SCL0526	46, 49, 51, 52, 54, 56.
205054		SCL0531	46, 48, 58.	2050T9		SCL0528	51, 54, 56.
205056		SCL0525	48, 51, 58.	2050V3		SCL0544	56.
205064		SCL0540	55.	2050V9		SCL0550	48, 51, 58.
205068		SCL0527	46.	2050W1		SCL0190	46, 47, 49, 50.






































OE				OE			
2050W3		SCL0193	45,46,47,48,49,50,51,58.	205164		SCL0201	54.
2050W4		SCL0193	45,46,47,48,49,50,51,58.	205164		SCL0227	54.
2050W5		SCL0188	45, 47, 49, 50.	205165		SCL0538	54, 56.
2050W7		SCL0206	45, 46, 47, 48, 57, 58.	205166		5100006	56.
2050X4		SCL0222	44.	205167		5100008	56.
2050X6		SCL0203	55.	205168		SCL0535	56.
2050X8		SCL0204	55.	205169		SCL0548	56.
2050Y1		SCL0215	45, 49, 50.	205170		SCL0541	55.
2050Y2		SCL0197	48, 51.	205171		SCL0204	55.
2050Y4		SCL0549	54.	205172		SCL0205	55.
2050Y9		SCL0540	55.	205173		SCL0540	55.
2050Z1		SCL0538	54, 56.	205174		SCL0203	55.
2050Z3		SCL0541	55.	205175		SCL0546	49.
2050Z5		SCL0205	55.	205176		SCL0547	44, 46, 49.
2050Z8		SCL0533	54.	205177		SCL0551	44, 49.
205102		SCL0187	46, 47, 49.	205178		SCL0194	48, 51, 53.
205108		SCL0191	57.	205180		SCL0533	54.
205111		SCL0189	44, 45, 49, 50.	205181		SCL0549	54.
205114		SCL0221	44, 47, 50.	205182		SCL0230	54.
205115		SCL0211	44, 45.	205183		SCL0529	54.
205116		SCL0193	45,46,47,48,49,50,51,58.	205184		SCL0226	56.
205117		SCL0190	46, 47, 49, 50.	205185		SCL0530	56, 57.
205118		SCL0197	48, 51.	205195		SCL0536	49, 58.
205119		SCL0188	45, 47, 49, 50.	205196		SCL0232	51, 52, 54.
205120		SCL0215	45, 49, 50.	205198		SCL0228	54.
205121		SCL0195	50.	205199		SCL0227	54.
205122		SCL0191	57.	2051A1		SCL0224	57, 58.
205123		SCL0210	52, 53.	2051A4		SCL0202	55.
205124		SCL0214	45, 49.	2051A6		SCL0203	55.
205126		SCL0206	45, 46, 47, 48, 57, 58.	2051A9		SCL0527	46.
205127		SCL0219	44.	2051C6		SCL0526	46, 49, 51, 52, 54, 56.
205128		SCL0222	44.	2051C7		SCL0542	52, 54.
205133		SCL0526	46, 49, 51, 52, 54, 56.	2051E1		5100002	55, 56.
205134		SCL0526	46, 49, 51, 52, 54, 56.	2051F6		5100011	46, 49, 52.
205136		5100012	52, 54.	2051F8		SCL0528	51, 54, 56.
205138		SCL0543	52, 54.	2051G0		SCL0543	52, 54.
205139		SCL0542	52, 54.	2051G6		SCL0526	46, 49, 51, 52, 54, 56.
205140		SCL0232	51, 52, 54.	2051G8		5100009	52, 54.
205141		SCL0543	52, 54.	2051J1		SCL0546	49.
205142		SCL0528	51, 54, 56.	205204		SCL0542	52, 54.
205143		SCL0550	48, 51, 58.	205206		SCL0211	44, 45.
205144		SCL0225	48, 49, 51, 53.	205209		SCL0546	49.
205145		SCL0539	46, 49, 51, 58.	205211		SCL0191	57.
205146		SCL0542	52, 54.	205213		SCL0530	56, 57.
205147		SCL0526	46, 49, 51, 52, 54, 56.	205222		SCL0192	44, 45, 49.
205148		SCL0527	46.	205223		SCL0226	56.
205149		SCL0231	44, 45, 46, 47.	205227		SCL0230	54.
205150		SCL0206	45, 46, 47, 48, 57, 58.	205242		SCL0526	46, 49, 51, 52, 54, 56.
205151		SCL0545	45, 46, 47, 48, 57, 58.	205256		SCL0528	51, 54, 56.
205152		5100007	44, 46.	205260		SCL0543	52, 54.
205153		SCL0209	51.	205273		SCL0526	46, 49, 51, 52, 54, 56.
205154		SCL0531	46, 48, 58.	205286		SCL0551	44, 49.
205155		SCL0525	48, 51, 58.	205288		SCL0231	44, 45, 46, 47.
205156		SCL0536	49, 58.	205291		SCL0527	46.
205157		SCL0534	49, 58.	205295		SCL0219	44.
205158		5100005	57.	2052A6		SCL0550	48, 51, 58.
205160		SCL0192	44, 45, 49.	2052E0		5100007	44, 46.
205161		SCL0544	56.	2052E4		SCL0525	48, 51, 58.
205162		SCL0192	44, 45, 49.	2052F0		SCL0528	51, 54, 56.
205163		SCL0200	54, 56.	2052J1		SCL0539	46, 49, 51, 58.
205163		SCL0208	54, 56.	2052J2		SCL0536	49, 58.

Cross OE > SASIC

Les références constructeurs (OE) ne servent qu'à identifier les pièces et sont données à titre indicatif.










































































References from car makers or OE suppliers, are given for identification of the parts and have only a guidance value.

*Notre kit n'inclut pas toutes les pièces de l'OE / All parts of OE are not included in our kit

OE				OE			
RENAULT				7701472773*		SCL5903	71.
6001548020		SCL4126	68, 69, 71, 72, 73, 74.	7701473648*		SCL5901	71.
7701349932		SCL4104	60, 61, 76, 78.	7701473764		5104002	77.
7701349937		SCL4098	59, 60, 61, 66, 69, 74.	7701473964		SCL4341	67, 68, 70, 71, 74, 75.
7701462355		SCL4101	63, 66, 79.	7701474546*		SCL5903	71.
7701462398		SCL4100	78.	7701475311		5104005	77, 79.
7701463206		SCL4110	61, 63, 65, 68, 69.	7701475345*		SCL5905	69, 75.
7701463207		SCL4103	61, 65, 68, 69.	7701475386*		SCL5907	69, 70, 75.
7701463616		SCL4098	59, 60, 61, 66, 69, 74.	7701475387*		SCL5909	71.
7701463623		SCL4099	61, 63, 64, 65, 78, 79.	7701475437		5104007	66, 69, 71.
7701464044		SCL4122	64, 65.	7701475847		5104006	77.
7701464763		SCL4096	59, 60, 74.	7701475961		5104007	66, 69, 71.
7701464768		SCL4097	59, 60, 74.	7701476257		SCL4341	67, 68, 70, 71, 74, 75.
7701464771		SCL0211	61.	7701476327*		SCL5901	71.
7701465179		SCL4106	60, 61, 62, 63, 66, 76, 78.	7701477029		5104006	77.
7701465180		SCL4102	60, 61, 62, 63, 64, 65, 66, 67, 78.	7701477032		5104001	78.
7701465185		SCL4107	62, 63, 64, 65.	7701477033		5104002	77.
7701466003		SCL4109	62, 63, 64, 65, 67, 76, 78.	7701477055		SCL4129	68, 69, 70, 71, 72, 73, 74, 75.
7701466255		SCL4108	64, 65, 79.	7701477056*		SCL5903	71.
7701466296		SCL4102	60, 61, 62, 63, 64, 65, 66, 67, 78.	7701477110		SCL4340	67, 68, 70, 71, 72, 73, 74, 75.
7701466686		SCL4116	62, 63.	7701477112		SCL4339	72, 73, 74, 75.
7701466774		SCL4112	66, 68.	7701478114		SCL5905	69, 75.
7701466808		SCL4120	74.	7701478120		SCL4132	66, 76.
7701466857		SCL4109	62, 63, 64, 65, 67, 76, 78.	7701478126		SCL4338	66, 67, 69, 70, 71, 72, 73, 75, 76.
7701467224		SCL4111	76.	7701478559		SCL5909	71.
7701467492		SCL4113	70.	7701479194		SCL4341	67, 68, 70, 71, 74, 75.
7701467493		SCL4113	70.	7711130001		SCL4104	60, 61, 76, 78.
7701468232		SCL4132	66, 76.	7711130002		SCL4106	60, 61, 62, 63, 66, 76, 78.
7701468334		SCL4118	74.	7711130003		SCL4098	59, 60, 61, 66, 69, 74.
7701468337		SCL4121	74.	7711130032		SCL4125	66, 71, 73, 75, 76.
7701468412		SCL4117	74.	7711130037		SCL4132	66, 76.
7701468413		SCL4123		7711134044		SCL4106	60, 61, 62, 63, 66, 76, 78.
7701468415		SCL4120	74.	7711134045		SCL4113	70.
7701468828		SCL4132	66, 76.	7711134046		SCL4102	60, 61, 62, 63, 64, 65, 66, 67, 78.
7701468831		SCL4126	68, 69, 71, 72, 73, 74.	7711134047		SCL4104	60, 61, 76, 78.
7701468868		SCL4131	70, 71.	7711134048		SCL4096	59, 60, 74.
7701468869		SCL4130	68, 69, 70, 71, 72, 73, 74, 75.	7711134049		SCL4098	59, 60, 61, 66, 69, 74.
7701469025		SCL4096	59, 60, 74.	7711134051		SCL0211	61.
7701469026		SCL4098	59, 60, 61, 66, 69, 74.	7711134054		SCL4110	61, 63, 65, 68, 69.
7701469027		SCL0211	61.	7711134055		SCL4103	61, 65, 68, 69.
7701469166		5104017	70, 71.	7711134056		SCL4099	61, 63, 64, 65, 78, 79.
7701469244		SCL4114	70, 71.	7711134059		SCL4107	62, 63, 64, 65.
7701469423		SCL4128	72, 73, 75.	7711134060		SCL4109	62, 63, 64, 65, 67, 76, 78.
7701469576		SCL4119	74.	7711134062		SCL4112	66, 68.
7701470245		SCL4109	62, 63, 64, 65, 67, 76, 78.	7711134063		SCL4102	60, 61, 62, 63, 64, 65, 66, 67, 78.
7701470246		SCL4127	72, 73, 75.	7711134807		SCL4108	64, 65, 79.
7701470690		SCL4124	68, 69, 70, 72, 73, 75, 78.	7711134808		SCL4114	70, 71.
7701470691		SCL4129	68, 69, 70, 71, 72, 73, 74, 75.	7711134809		SCL4118	74.
7701470862		5104001	78.	7711134810		SCL4111	76.
7701470986		SCL4338	66, 67, 69, 70, 71, 72, 73, 75, 76.	7711134811		SCL4116	62, 63.
7701471253		SCL4115	77.	7711134812		SCL4115	77.
7701471254		5104018	77.	7711134813		SCL4117	74.
7701471256		SCL4105	77.	7711134814		SCL4122	64, 65.
7701471469		SCL4340	67, 68, 70, 71, 72, 73, 74, 75.	7711134815		SCL4123	
7701471743		SCL4118	74.	7711134816		SCL4128	72, 73, 75.
7701471838		SCL4339	72, 73, 74, 75.	7711134817		SCL4100	78.
7701472001		SCL4337	78.	7711134819		SCL4105	77.
7701472068		SCL4099	61, 63, 64, 65, 78, 79.	7711134820		5104018	77.
7701472700*		SCL5905	69, 75.	7711134822		SCL4099	61, 63, 64, 65, 78, 79.
7701472757*		SCL5907	69, 70, 75.	7711134823		5104010	68, 72, 73, 75.
7701472771*		SCL5909	71.	7711134824		SCL4108	64, 65, 79.

Cross OE > SASIC



OE				OE			
7711134826		SCL4132	66, 76.	SE028125000C		SCL6395	81, 82, 83.
7711134827		SCL4129	68, 69, 70, 71, 72, 73, 74, 75.	SE028125000D		SCL6420	81, 82, 83.
7711134828		SCL4338	66, 67, 69, 70, 71, 72, 73, 75, 76.	SKODA			
7711134829		SCL4125	66, 71, 73, 75, 76.	03G141015L		5106005	84.
7711134829		SCL4126	68, 69, 71, 72, 73, 74.	TALBOT			
7711134830		SCL4119	74.	200186		SCL0190	84.
7711134833		5104001	78.	200189		SCL0188	84.
7711134836		SCL4118	74.	200487		SCL0188	84.
7711134839		SCL4338	66, 67, 69, 70, 71, 72, 73, 75, 76.	2004G5		SCL0211	84.
7711134841		5104009	66.	VOLKSWAGEN			
7711134849		SCL4101	63, 66, 79.	027198141AX		SCL6426	85, 86, 87, 88, 92.
7711134856		SCL4337	78.	027198141BX		SCL6426	85, 86, 87, 88, 92.
7711134857		SCL4124	68, 69, 70, 72, 73, 75, 78.	027198141CX		SCL6427	86, 87, 88, 92.
7711134859		5104017	70, 71.	027198141X		SCL6426	85, 86, 87, 88, 92.
7711134888		SCL4341	67, 68, 70, 71, 74, 75.	028198141A		SCL6430	87, 89, 90, 83., 93.
7711134977		5104002	77.	028198141AX		SCL6430	87, 89, 90, 83., 93.
7711135428*		SCL5903	71.	028198141BX		SCL6449	90.
7711135430		SCL4340	67, 68, 70, 71, 72, 73, 74, 75.	028198141DX		SCL6459	91.
7711135431		SCL4339	72, 73, 74, 75.	028198141X		SCL6430	87, 89, 90, 83., 93.
7711135439*		SCL5901	71.	030198141X		SCL6447	87, 91, 92.
7711135965		5104005	77, 79.	032198141AX		SCL6434	87, 91, 92.
7711135970*		SCL5905	69, 75.	03G141015H		5106005	85, 88, 90, 92.
7711135971*		SCL5907	69, 70, 75.	03G141015L		5106005	85, 88, 90, 92.
7711135972*		SCL5909	71.	03G141015LX		5106005	85, 88, 90, 92.
7711135976		5104007	66, 69, 71.	045141025B		5106007	91.
7711368148		5104007	66, 69, 71.	045141025BX		5106007	91.
7711368149		5104006	77.	045141025C		5106007	91.
7711497030		5104009	66.	045141025CX		5106007	91.
ROVER				045141031C		5106007	91.
GCK146AF		SCL6423	80.	045141031CX		5106007	91.
GCK355AF		SCL6418	80.	045141031D		5106007	91.
GCK746AF		SCL0192	80.	045141031DX		5106007	91.
GCK782AF		SCL0222	80.	052198141AX		SCL6421	85, 86, 88, 90, 91.
SEAT				052198141BX		SCL6425	85, 86, 87, 88, 90, 91, 92.
027198141AX		SCL6426	81, 82, 83.	052198141CX		SCL6425	85, 86, 87, 88, 90, 91, 92.
027198141CX		SCL6427	81, 82, 83.	055198141BX		SCL6423	85, 86, 88, 92.
027198141X		SCL6426	81, 82, 83.	055198141CX		SCL6423	85, 86, 88, 92.
030198141X		SCL6447	81, 82, 83.	068198141BX		SCL6424	85, 88.
03G141015L		5106005	81, 82, 83.	068198141BX		SCL6851	86, 87, 88, 92.
03G141015LX		5106005	81, 82, 83.	068198141DX		SCL6460	93.
045141025B		5106007	81, 82.	068198141EX		SCL6424	85, 88.
045141025BX		5106007	81, 82.	068198141EX		SCL6851	86, 87, 88, 92.
045141025C		5106007	81, 82.	074198141AX		5106003	93.
045141025CX		5106007	81, 82.	1L0198006		SCL6428	87, 91, 92.
045141031C		5106007	81, 82.	1L0198010		SCL6434	87, 91, 92.
045141031CX		5106007	81, 82.	1L0198012		SCL6429	87, 92.
045141031D		5106007	81, 82.	VOLVO			
045141031DX		5106007	81, 82.	2712651		SCL6432	94, 95.,
052198141BX		SCL6425	82, 83.	272443		SCL4116	94.
055198141BX		SCL6423	83.	33442864		SCL4102	94.
055198141CX		SCL6423	83.	33442872		SCL6431	94.
068198141BX		SCL6851	81, 82, 83.	YUGO ZASTAVA			
1L0198006		SCL6428	81, 82, 83, 86.	5888475		SCL6395	96.
1L0198010		SCL6434	81, 82, 83, 86.	5888488		SCL6394	96.
1L0198012		SCL6429	81, 82, 83.	5892004		SCL6400	96.
5888398		SCL6395	81, 82, 83.	5892496		SCL6399	96.
71711625		SCL6395	81, 82, 83.				
SE021125000C		SCL6419	81, 82, 83.				
SE021125000D		SCL6446	81, 82, 83.				
SE028125000A		SCL6420	81, 82, 83.				

Les références constructeurs (OE) ne servent qu'à identifier les pièces et sont données à titre indicatif.

References from car makers or OE suppliers, are given for identification of the parts and have only a guidance value.

*Notre kit n'inclut pas toutes les pièces de l'OE / All parts of OE are not included in our kit



Remplacement de l'embrayage - Conseils techniques

Avant toute intervention

- Suivre exactement les instructions du Constructeur ou consulter la documentation technique traitant ce modèle de véhicule.
- Il est recommandé de remonter un embrayage complet : mécanisme-friction-butée.
- Protéger soigneusement le nouvel embrayage avant et pendant le montage.
- Repérer au préalable : le sens de montage du disque, la disposition du câble et des embouts, le mode de fixation de l'épingle de la butée s'il y en a une.
- Aidez-vous de notes et de croquis.

Principales précautions avant montage

- Graisse, huile ou calamine sur les zones de friction indiquent un défaut d'étanchéité moteur ou boîte à corriger ; changement des joints Spi avant remontage.
- Vérifier le bon état du roulement pilote, l'absence de jeu au vilebrequin, le bon état des cannelures. Remplacer toutes les pièces usées, (une usure irrégulière des cannelures, de la face de friction du volant, du disque provient souvent d'un défaut d'alignement moteur-boîte).
- Dégraisser soigneusement la face de la friction du volant moteur. En cas d'usure le volant pourra être rectifié, en respectant les tolérances d'origine ; en particulier dans le cas des volants creux, retirer également la même épaisseur de la face d'appui du couvercle ; sinon le remplacer.
- L'arbre cannelé d'entrée de boîte devra être nettoyé, son bon état vérifié ; Il devra être légèrement graissé pour permettre à la friction de coulisser parfaitement.

Mise en place du nouvel ensemble

- Graisser légèrement les cannelures du moyeu du disque, enlever le surplus de graisse. Nettoyer les faces de serrage.
- Vérifier le sens de montage de la friction.
- Veiller au parfait centrage de la friction. Utiliser un outil de centrage et le maintenir en place jusqu'à complète fixation du couvercle.
- Fixer le couvercle en le centrant parfaitement ; serrer progressivement et successivement par paires opposées, les vis. Respecter les couples de serrage prévus
A la fin de l'opération, l'outil de centrage doit être retiré sans difficulté.
- Graisser sans excès le manchon de la butée. Fixer celle-ci sur le guide de butée en respectant le sens de montage de l'épingle de la butée s'il y en a une.
- Vérifier le bon état de la fourchette ainsi que du câble et de sa gaine. Il est recommandé de changer le câble.
- Lors de l'assemblage boîte-moteur, ceux-ci doivent être parfaitement alignés ; la friction ne doit pas supporter le poids de la boîte et les cannelures du pignon boîte et de la friction doivent être alignées sans forcer. Pour le serrage final, respecter le couple prévu.
- Vérifier le bon fonctionnement de la commande hydraulique.
- Régler la garde puis procéder aux essais sur route.

Le respect de ces différents points assurera le bon fonctionnement et la durée de vie optimale de votre embrayage.

Au contraire un montage non conforme (absence de vérification, mauvais alignement, excès de graissage) ne permettra pas ce bon fonctionnement et ne pourra donner lieu à indemnisation au titre de la garantie. Nos kits d'embrayage sont rénovés exclusivement à partir d'équipements d'origine. Au terme d'un processus rigoureux de rénovation et de contrôle dans notre propre usine spécialisée, la qualité de nos embrayages rénovés est comparable à celle exigée par les Constructeurs Automobiles pour les équipements neufs.

Notre système de qualité est certifié ISO 9001 Version 2008 et ISO TS 16949 Version 2002



Clutch replacement - Technical advice

Before removing the old clutch

- Always refer to the car Manufacturer's instructions or to the appropriate technical notice.
- Always fit a complete clutch kit including cover assembly, driven plate and release bearing.
- Protect carefully your new kit before and during this operation.
- Prior to any replacement, you must check the way the disc is fitted ; the lay out of the clutch cable and terminals -This cable should preferably be changed-. Also check how the release bearing pin, if any, is fitted. Notes and drawings will be useful.

Main points to check before fitting the new clutch kit

- Grease, oil or carbon should never be present on clutch or contact surfaces. Any engine or gearbox defective oil seals must be replaced. In case of wear or markings, the flywheel friction faces can be rectified ; then, the original tolerances have to be respected. In case of a scored flywheel the cover tightening flange must also be rectified, and as much metal must be removed from this flange as from its friction face. In case of excessive marking or wear, replace the flywheel.
- Clean the spigot bearing, check also the release fork and its surrounding parts ; any defective or worn part should be replaced ; check the wear of the splines of the flywheel and of the driven plate. An irregular wear often means a wrong previous alignment between engine and gearbox.
- The gearbox shaft splines should be cleaned and lightly greased to get an easy sliding of the driven plate.

Fitting the new clutch kit

- Lightly grease the driven plate splines. Remove any grease in excess.
- Clean all the tightening faces.
- Ensure the disc is fitted the right way round and use a centring tool to position it perfectly. The tool should not be removed until the final tightening of the cover.
- Centre the cover assembly on the engine flywheel and tighten progressively and diagonally the mounting bolts. Respect the right torque. At the end of this operation, the centring tool must be easy to remove.
- The release bearing hub must be lightly greased ; the bearing fixing pin, if any, must be correctly fitted, and the clutch release bearing must slide easily on its guide.
- When reassembling engine and gearbox, these 2 parts must be perfectly aligned ; the gearbox should never hang on any of the clutch components, its shaft must not come in contact with the diaphragm fingers and its splines must be positioned exactly in line with those of the driven plate before being inserted.
- The final tightening of the gearbox must respect the right torque.
- The hydraulic system must be checked and any defective part should be replaced.
- The cable and the pedal must be adjusted according to the car Manufacturer's instructions.
- Then the car should be driven for final check.

Respecting these points will contribute to a better efficiency of this operation and to the satisfactory performance of the clutch kit.

On the contrary, important mistakes such as excess of grease, shocks damaging clutch components, misalignment... will certainly result in major malfunction or premature failure for which we can not hold any responsibility and which will not be covered by our guarantee.

- Our clutch kits are entirely renovated in France by our own specialised subsidiary. We use old cores from first equipment sources only. After a rigorous remanufacturing process, the quality of our clutch kits can be compared to the quality, required by car Manufacturers for their new clutches.
- Our quality system is certified ISO 9001 Version 2008 & ISO TS 16949 Version 2002

FRANCAIS	ENGLISH	ESPAÑOL	DEUTSCH	POLSKI
A partir de	From	Desde	ab	Od
Année	Year	Año	Jahr	Rok
Avec	With	Con	mit	z
Avec climatiseur	With air conditioning	Aire acondicionado	mit Klimaanlage	Z klimatyzacją
Avec roulement	With bearing	Con rodamiento	Ohne lager	Z Łożyskiem
Break	Station wagon	Familiar	Kombi	Kombi
Catalytique	Catalytic	Catalítico	Katalysator	Katalisator
Centreur	Alignment tool	Herramienta de alineación	Kupplungsjustierwerkzeug	
Complet	Complete	Completo	Komplett	Kompletny
Embrayage	Clutch	embrague	Kupplung	Sprzęgło
Et	And	y	und	ed
Fourgonnette	Van	Furgón	Lieferwagen	Furgonetka
Kit d'embrayage	Clutch kit	Kit de embrague	Kupplungs kit	Zestaw sprzęgła
Modèle	Model	Modelo	Modell	Model
Observations	Remark	Observaciones	Bemerkungen	Uwagi
Pour	For	Para	Für	Do
Renforcé	Improvement	reforzado	Hochleistung	Do pracy długotrwałej
Roulement renforcé	Bearing improvement	Rodamiento reforzado	Verstaerkt lager	Łożysko wzmocnione
Sans roulement	Without bearing	Sin rodamiento	Ohne lager	Bez Łożyska
Roue	Wheel	Rueda	Rad	KoUo
Sans	Without	Sin	ohne	Bez
Sauf	Except	Excepto	außer	Zwyjtkiem
Volant moteur	Flywheel	Volante	Schwungrad	koło zamachowe

ABS	Système anti blocage des roues	Antiskid system	Systema contra casquijo	Antiblockiersystem	
AR	Arrière	Rear	Trasero	hinten	Tyl
Auto	Automatique	Automatic	Automático	automatisch	Automat
AV	Avant	Front	Delantero	vorn	Przod
BVA	Boîte automatique	Automatic gearbox	Caja de velocidades automatica	automatisches Getriebe	Skrzynia automatyczna
BVM	Boîte manuelle	Mechanical gearbox	Caja de velocidades mecánica	mechanische Getriebe	Skrzynia manualna
Cab.	Cabriolet	Convertible	Cabriolet	Kabriolett	Kabriolet
Cann.	Cannelures	Splines	estriás	Keilwellenverbindungen	Profil piasty
-ch	Jusqu'au chassis N°	Up to chassis Nr	Hasta bastidor N°	bis Fahrgestell Nr.	Do nadwozia
Ch-	Depuis chassis N°	From chassis Nr	Desde bastidor N°	ab Fahrgestell Nr.	Od nadwozia
D	Diesel	Diesel	Diesel	Diesel	Diesel
DNA	Direction non assistée	Manual steering	Dirección mecánica	manuelle Lenkung	Bez wspomagania kierownicy
DA	Direction assistée	Power steering	Dirección asistida	Servolenkung	Ze wspomaganiem kierownicy
D	Droit	Right	Derecha	rechts	Prawa
E	Essence	Gasoline	Gasolina	Benzin	Benzyna
G	Gauche	Left	Izquierda	links	Lewa
G/D	Gauche et droite	Left and right	Izquierda y derecha	links und rechts	Lewa i prawa
Inj.	Injection	Injection	Inyección	Injektion	Wtrysk
mot.	Moteur	Engine	Motor	Motor	Silnik
-M	Jusqu'au moteur N°	Up to engine Nr	Hasta motor N°	bis motor Nr.	Do silnika Nr
M-	Depuis moteur N°	From engine Nr	Desde motor N°	ab motor Nr.	Od silnika Nr
s.	Soupapes	Engine valves	Valvulas	Ventils	Zawór
TT	Tous types	All models	Todos modelos	alle Type	Wszystkie typy
TD	Turbodiesel	Turbodiesel	Turbo diesel	Turbo diesel	Turbodiesel
vit.	Vitesses	Speeds	Velocidad	Geschwindigkeit	Prędkość

	FRANCAIS	ENGLISH	ESPAÑOL	DEUTSCH	POLSKI
	Marque	Make	Marca	Fabrikat	Marka
	Modèle	Model	Modelo	Ausführung	Model
CC	Cylindrée	Capacity	Cilindrada	Hubraum	Pojemność
	Moteur	Engine	Motor	Motor	Silnik
	BV Boîte vit.	Gearbox type	Caja de velocidades	Getriebe	Typ Skrzyni
	Année	Year	Año	Jahre	Rok
	Diamètre mécanisme	Diameter of pressure plate assy	Diametro del mecanismo	Durchmesser der druckplatte	Średnica mechanizmu dociskowego
	Nbre de cannelures	Number of splines	Numero de estrias	Anzahl der Nuten	Liczba zębów wielowypustu
	Diamètre de la friction	Diameter of clutch disc	Diametro del disco de embrague	Durchmesser der Kupplungsscheibe	Średnica tarczy sprzęgłowej
	Echange standard	Exchange	Intercambio estandar	Austauschteil	Standardowej wymiawy